

**DEPARTMENT OF ENVIRONMENTAL PROTECTION  
COAL AND CLAY MINE SUBSIDENCE INSURANCE FUND  
BALANCE SHEET  
FOR PERIODS ENDED JUNE 30**

	FY 19 ENDING JUNE 2020	FY 18 ENDING JUNE 2019	FY 17 ENDING JUNE 2018	FY 16 ENDING JUNE 2017
<b>ASSETS</b>				
CASH IN TRANSIT	102,217.78	85,031.45	157,171.10	112,657.21
TEMPORARY INVESTMENTS	128,179,308.66	121,391,938.61	114,925,146.05	109,970,302.09
FURNITURE AND EQUIPMENT	108,026.11	102,337.84	74,431.84	83,554.24
LESS ALLOWANCE FOR DEPRECIATION	(40,438.67)	(26,824.85)	(16,441.63)	(15,574.39)
<b>TOTAL ASSETS</b>	<b><u>\$ 128,349,113.88</u></b>	<b><u>\$ 121,552,483.05</u></b>	<b><u>\$ 115,140,307.36</u></b>	<b><u>\$ 110,150,939.15</u></b>
<b>LIABILITIES</b>				
VOUCHERS PAYABLE	\$ 169,941.47	\$ 280,613.32	\$ 154,967.90	\$ 84,825.71
UNEARNED PREMIUMS	3,076,979.34	3,051,880.78	2,793,226.85	2,689,197.59
<b>TOTAL LIABILITIES</b>	<b><u>\$ 3,246,920.81</u></b>	<b><u>\$ 3,332,494.10</u></b>	<b><u>\$ 2,948,194.75</u></b>	<b><u>\$ 2,774,023.30</u></b>
<b>FUND EQUITY</b>				
UNRESERVED FUND BALANCE	936,044.79	1,074,188.74	1,011,431.80	1,100,368.33
RESERVED ENCUMBRANCES	237,601.13	0.00	119,429.71	137,316.51
RESERVED FOR CATASTROPHIES	8,166,270.12	7,822,041.57	7,488,417.15	7,182,202.94
RESERVED OUTSTANDING CLAIMS	304,640.00	398,250.00	495,756.00	534,361.00
RESERVED NON-LAPSABLE BALANCES			1,428,785.49	2,296,811.07
RESERVED IN LIEU OF REINSURANCE	115,457,637.03	108,925,508.64	101,648,292.46	96,125,856.00
<b>TOTAL FUND EQUITY</b>	<b><u>\$ 125,102,193.07</u></b>	<b><u>\$ 118,219,988.95</u></b>	<b><u>\$ 112,192,112.61</u></b>	<b><u>\$ 107,376,915.85</u></b>
<b>TOTAL LIABILITIES AND FUND EQUITY</b>	<b><u>\$ 128,349,113.88</u></b>	<b><u>\$ 121,552,483.05</u></b>	<b><u>\$ 115,140,307.36</u></b>	<b><u>\$ 110,150,939.15</u></b>

(PREPARED BY THE OFFICE OF COMPTROLLER OPERATIONS)

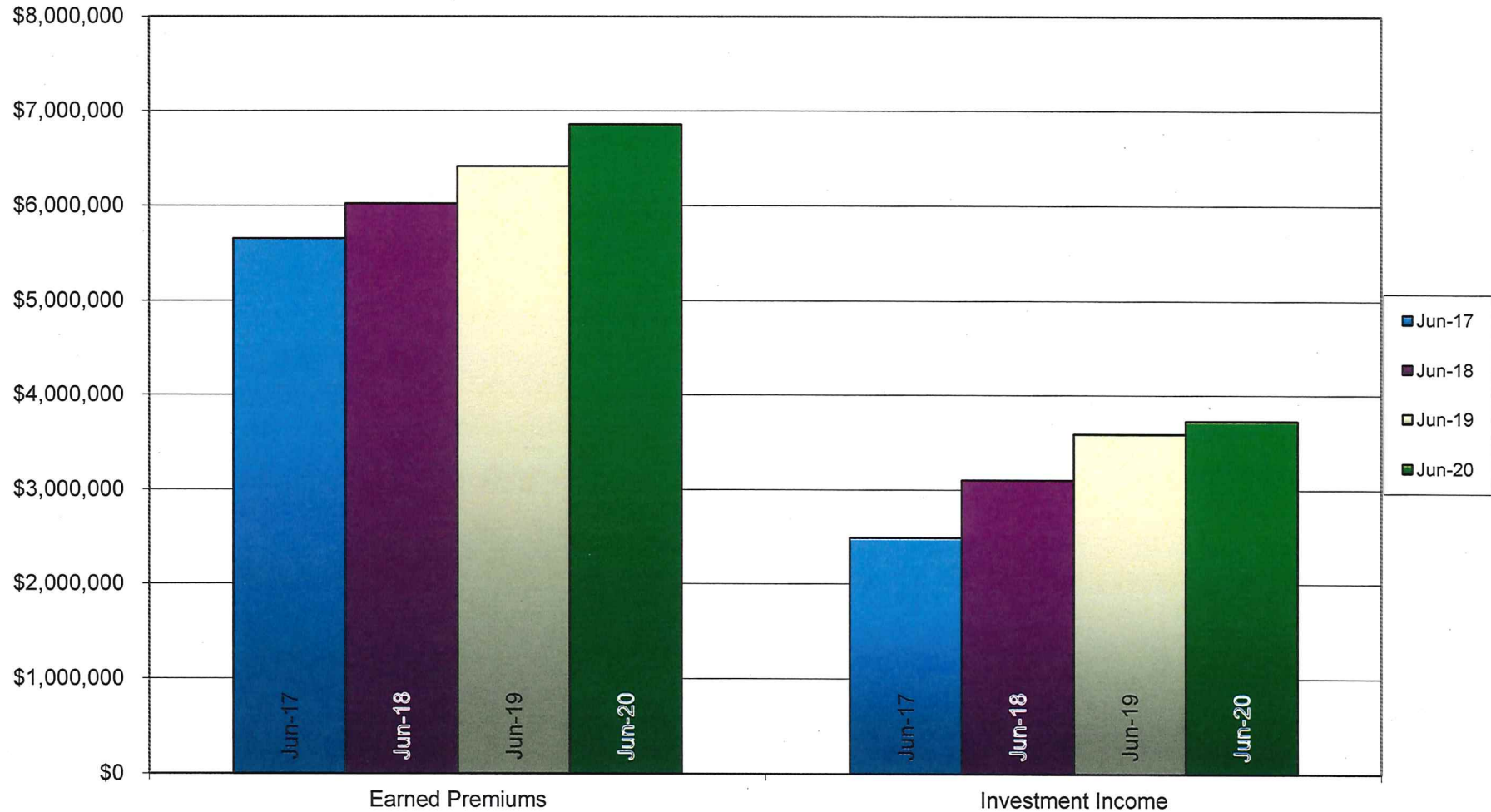
**DEPARTMENT OF ENVIRONMENTAL PROTECTION  
COAL AND CLAY MINE SUBSIDENCE INSURANCE FUND  
STATEMENT OF CHANGES IN UNRESERVED FUND BALANCE  
FOR THE PERIODS ENDED JUNE 30**

	FY 19 ENDING Jun-20	FY 18 ENDING Jun-19	FY 17 ENDING Jun-18	FY 16 ENDING Jun-17
UNRESERVED FUND BALANCE BEGINNING	\$1,074,188.74	\$1,011,431.80	\$1,100,368.33	\$1,061,216.75
ADD:				
RESERVE FOR OUTSTANDING CLAIMS - JULY 1	\$398,250.00	\$495,756.00	\$534,361.00	\$580,128.00
RESERVE IN LIEU OF REINSURANCE - JULY 1	108,925,508.64	101,648,292.46	96,125,856.00	93,587,373.90
PRIOR YEAR LAPSES	1,794,062.44	1,436,352.60	2,293,580.46	535,214.43
EARNED PREMIUMS	6,859,454.83	6,413,834.57	6,020,254.93	5,653,391.11
INVESTMENT INCOME	3,726,752.39	3,588,916.68	3,100,978.34	2,493,734.14
MISCELLANEOUS INCOME			1,285.05	-
<b>TOTAL FUNDS AVAILABLE</b>	<b>\$122,778,217.04</b>	<b>\$114,594,584.11</b>	<b>\$109,176,684.11</b>	<b>\$103,911,058.33</b>
LESS:				
CLAIMS PAID	\$832,698.38	\$1,052,456.10	\$855,993.80	\$722,154.86
ADMINISTRATIVE EXPENSES	2,196,405.96	2,500,654.00	2,889,346.21	2,257,285.72
(1) INTERFUND DISBURSEMENTS	430,755.00	299,518.99	412,500.76	406,000.00
(2) DEPRECIATION EXPENSE	13,613.82	10,383.21	9,989.64	37,810.79
PREMIUM REFUNDS	(871.56)	-	(1,055.97)	-
CURRENT COMMITMENTS	237,601.13	-	119,429.71	137,316.51
RESERVED - CATASTROPHES	344,227.58	333,624.43	306,214.21	293,094.05
RESERVED NON-LAPSABLE BALANCES	2,025,464.91	-	1,428,785.49	2,296,811.07
RESERVE FOR OUTSTANDING CLAIMS - JUNE 30	304,640.00	398,250.00	495,756.00	534,361.00
RESERVE IN LIEU OF REINSURANCE	115,457,637.03	108,925,508.64	101,648,292.46	96,125,856.00
<b>TOTAL EXPENSES/COMMITMENTS &amp; RESERVE</b>	<b>\$121,842,172.25</b>	<b>\$113,520,395.37</b>	<b>\$108,165,252.31</b>	<b>\$102,810,690.00</b>
<b>UNRESERVED FUND BALANCE ENDING</b>	<b>\$936,044.79</b>	<b>\$1,074,188.74</b>	<b>\$1,011,431.80</b>	<b>\$1,100,368.33</b>

- (1) Interfund Disbursements include reimbursements to the Department's General Fund for computer services utilized and other activities associated with the program.  
(2) Depreciation method utilized is straight line for five years.

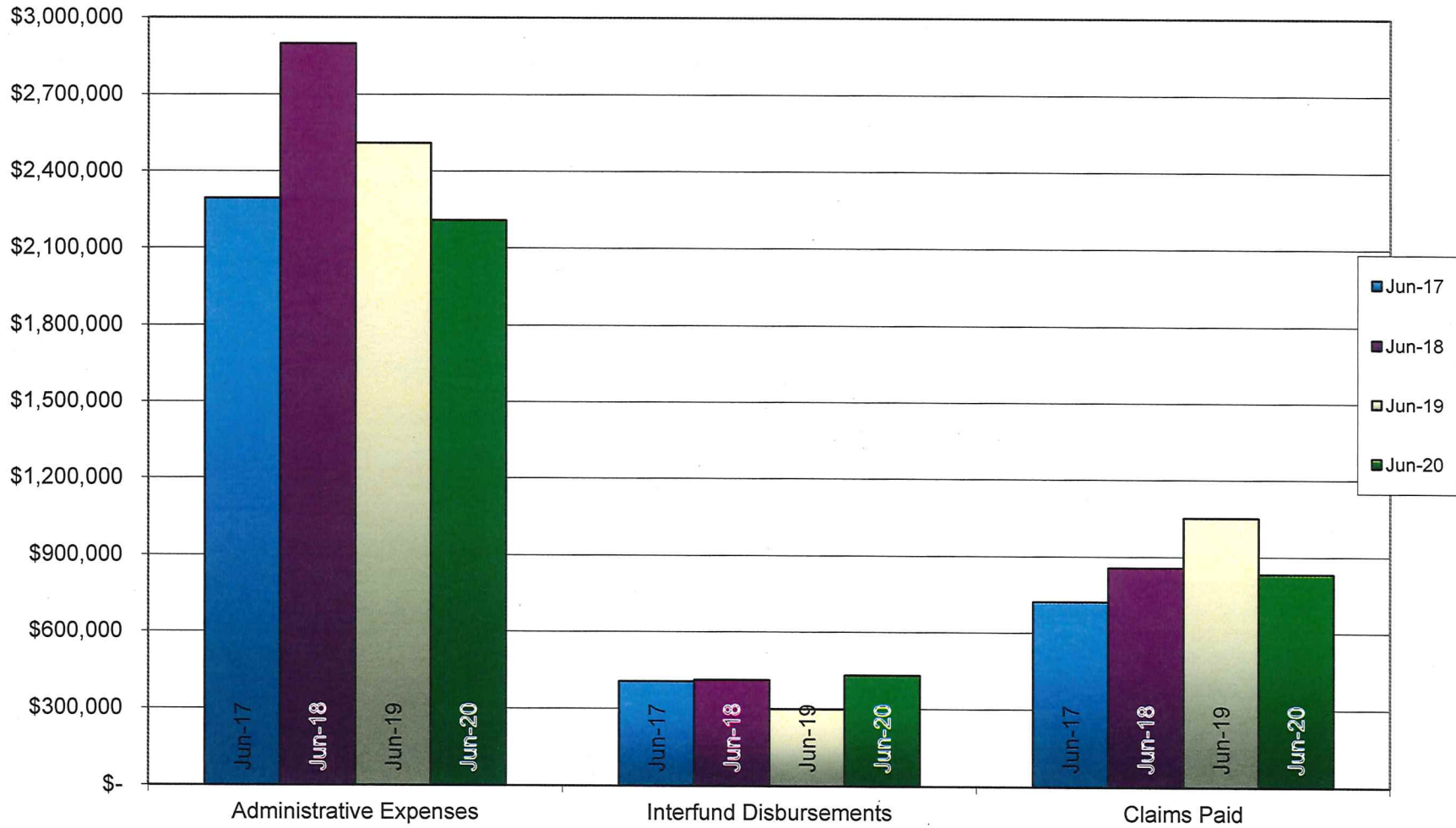
(PREPARED BY THE OFFICE OF COMPTROLLER OPERATIONS)

**DEPARTMENT OF ENVIRONMENTAL PROTECTION  
 COAL AND CLAY MINE SUBSIDENCE INSURANCE FUND  
 EARNED REVENUE COMPARISON BY YEAR**



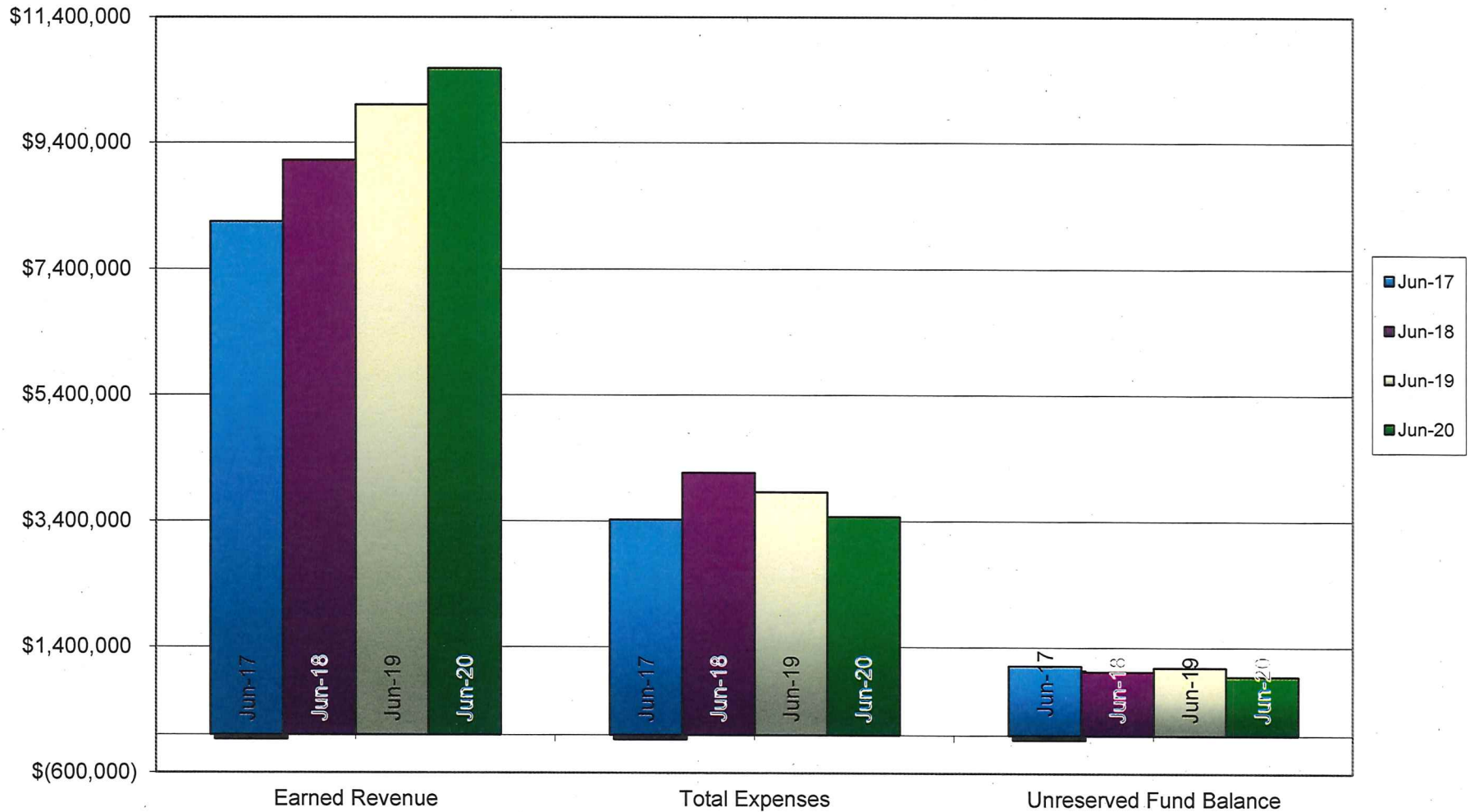
(PREPARED BY THE OFFICE OF COMPTROLLER OPERATIONS)

**DEPARTMENT OF ENVIRONMENTAL PROTECTION  
 COAL AND CLAY MINE SUBSIDENCE INSURANCE FUND  
 EXPENSE COMPARISON BY YEAR**



(PREPARED BY THE OFFICE OF COMPTROLLER OPERATIONS)

**DEPARTMENT OF ENVIRONMENTAL PROTECTION  
 COAL AND CLAY MINE SUBSIDENCE INSURANCE FUND  
 EARNED REVENUE, TOTAL EXPENSES AND UNRESERVED FUND BALANCE COMPARISON  
 BY YEAR**



(PREPARED BY THE OFFICE OF COMPTROLLER OPERATIONS)

DEPARTMENT OF ENVIRONMENTAL PROTECTION  
 COAL AND CLAY MINE SUBSIDENCE INSURANCE FUND  
 STATEMENT OF CASH FLOWS  
 FOR FISCAL YEARS 2016-17 THROUGH 2019-20

	19 FY ENDING JUNE 2020	18 FY ENDING JUNE 2019	17 FY ENDING JUNE 2018	16 FY ENDING JUNE 2017
CASH & INVESTMENTS - JULY 1	\$ 121,391,938.61	\$ 114,925,146.05	\$ 109,970,302.09	\$ 105,474,943.05
SOURCES OF CASH				
PREMIUMS COLLECTED	\$ 6,884,551.55	\$ 6,672,488.50	\$ 6,124,284.19	\$ 5,861,898.99
INVESTMENT INCOME	3,726,752.39	3,588,916.68	3,100,978.34	2,493,734.14
MISCELLANEOUS INCOME			1,285.05	-
CHANGE IN CASH IN TRANSIT	(17,186.33)	72,139.65	(44,513.89)	(36,944.27)
TOTAL SOURCES OF CASH	\$ 10,594,117.61	\$ 10,333,544.83	\$ 9,182,033.69	\$ 8,318,688.86
USES OF CASH				
EXPENSES PRIOR FY APPROPRIATIONS	\$ 231,402.47	\$ 111,862.60	\$ 140,547.12	\$ 302,112.79
EXPENSES CURRENT FY APPROPRIATIONS	3,464,673.24	3,880,535.09	4,156,784.80	3,459,872.42
CHANGE IN VOUCHER PAYABLE	110,671.85	(125,645.42)	(70,142.19)	61,344.61
TOTAL USES OF CASH	\$ 3,806,747.56	\$ 3,866,752.27	\$ 4,227,189.73	\$ 3,823,329.82
NET CHANGE IN CASH	\$ 6,787,370.05	\$ 6,466,792.56	\$ 4,954,843.96	\$ 4,495,359.04
CASH & INVESTMENTS - JUNE 30	<u>\$ 128,179,308.66</u>	<u>\$ 121,391,938.61</u>	<u>\$ 114,925,146.05</u>	<u>\$ 109,970,302.09</u>
CASH & INVESTMENTS PER TREASURY DEPARTMENT	\$ 128,179,308.66	\$ 121,391,938.61	\$ 114,925,146.05	\$ 109,970,302.09

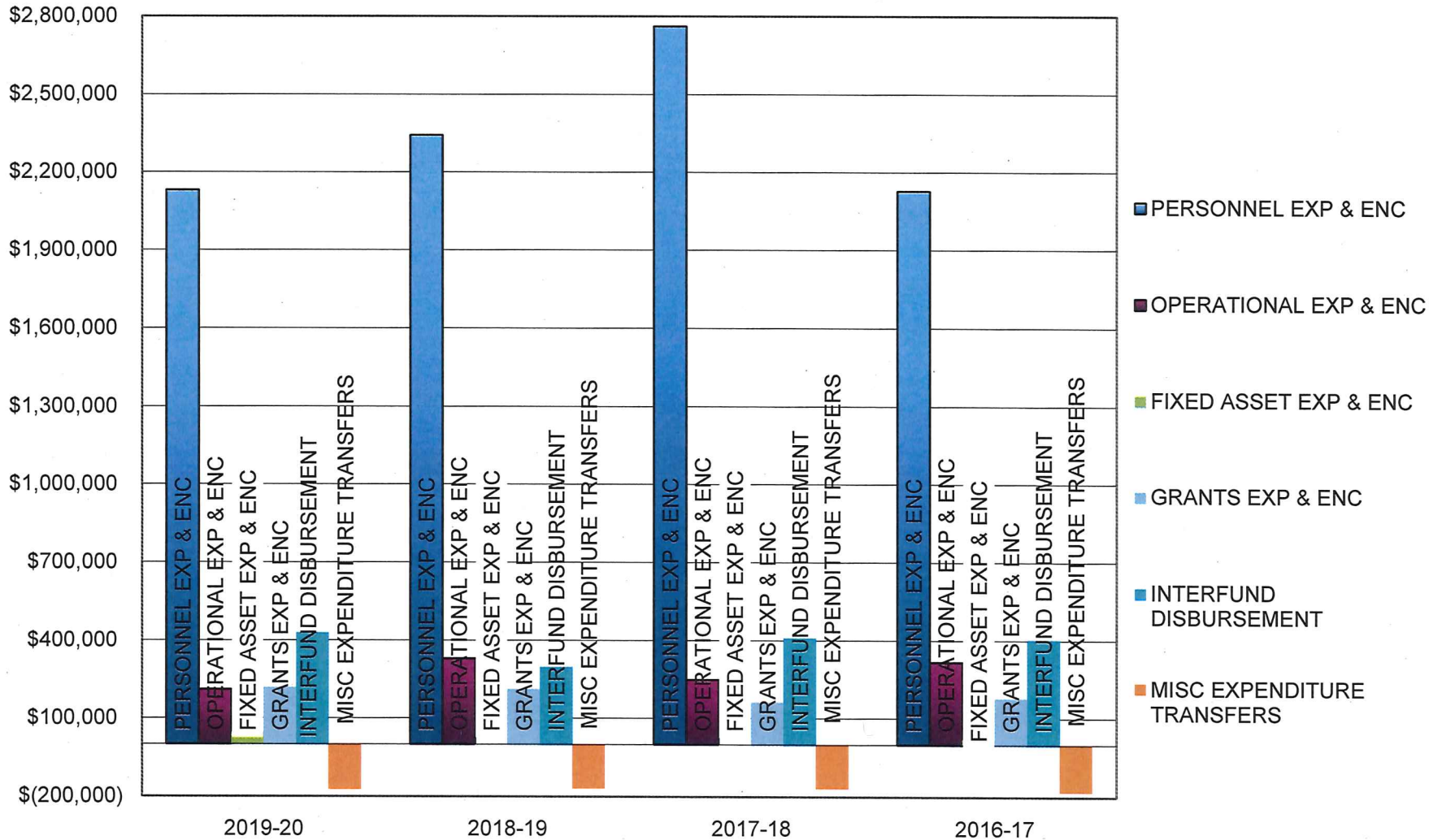
(PREPARED BY THE OFFICE OF COMPTROLLER OPERATIONS)

**DEPARTMENT OF ENVIRONMENTAL PROTECTION  
COAL AND CLAY MINE SUBSIDENCE INSURANCE FUND  
ALLOCATION AND USE OF FUNDS**

	FY 2019-20	FY 2018-19	FY 2017-18	FY 2016-17
<b><u>FUNDS ALLOCATED</u></b>				
PERSONNEL	\$ 2,942,586.49	\$ 2,696,448.56	p	\$ 2,297,567.04
OPERATIONAL	654,000.00	654,430.00	260,000.00	950,000.00
FIXED ASSETS	82,000.00	30,000.00	36,547.88	47,000.00
GRANTS	287,000.00	250,000.00	232,951.36	300,000.00
INTERFUND DISBURSEMENTS	436,000.00	406,000.00	412,500.76	441,000.00
MISC EXPENDITURE TRANSFERS	(174,586.49)	(170,878.56)	(170,111.18)	(181,567.04)
TOTAL	4,227,000.00	\$ 3,866,000.00	771,888.82	\$ 3,854,000.00
<b><u>FUNDS USED</u></b>				
PERSONNEL EXP & ENC	2,130,585.13	2,342,540.93	2,759,743.35	2,127,361.90
OPERATIONAL EXP & ENC	210,480.72	330,470.29	249,684.60	316,590.01
FIXED ASSET EXP & ENC	44,333.85	-	-	21,524.00
GRANTS EXP & ENC	219,945.85	213,598.10	164,420.59	179,923.09
INTERFUND DISBURSEMENT	430,755.00	299,518.99	412,500.76	406,000.00
MISC EXPENDITURE TRANSFERS	(174,586.49)	(170,878.56)	(170,111.18)	(181,567.04)
TOTAL	\$ 2,861,514.06	\$ 3,015,249.75	\$ 3,416,238.12	\$ 2,869,831.96
<b><u>FUNDS LAPSED</u></b>				
PERSONNEL	812,001.36	353,907.63	133,367.83	170,205.14
OPERATIONAL	442,590.28	295,859.40	10,315.40	633,409.99
FIXED ASSET	37,666.15	30,000.00	36,547.88	25,476.00
GRANTS	598.10		68,530.77	120,076.91
INTERFUND DISBURSEMENTS	5,245.00	106,481.01	-	35,000.00
TOTAL	\$ 1,298,100.89	\$ 786,248.04	\$ 248,761.88	\$ 984,168.04

(PREPARED BY THE OFFICE OF COMPTROLLER OPERATIONS)

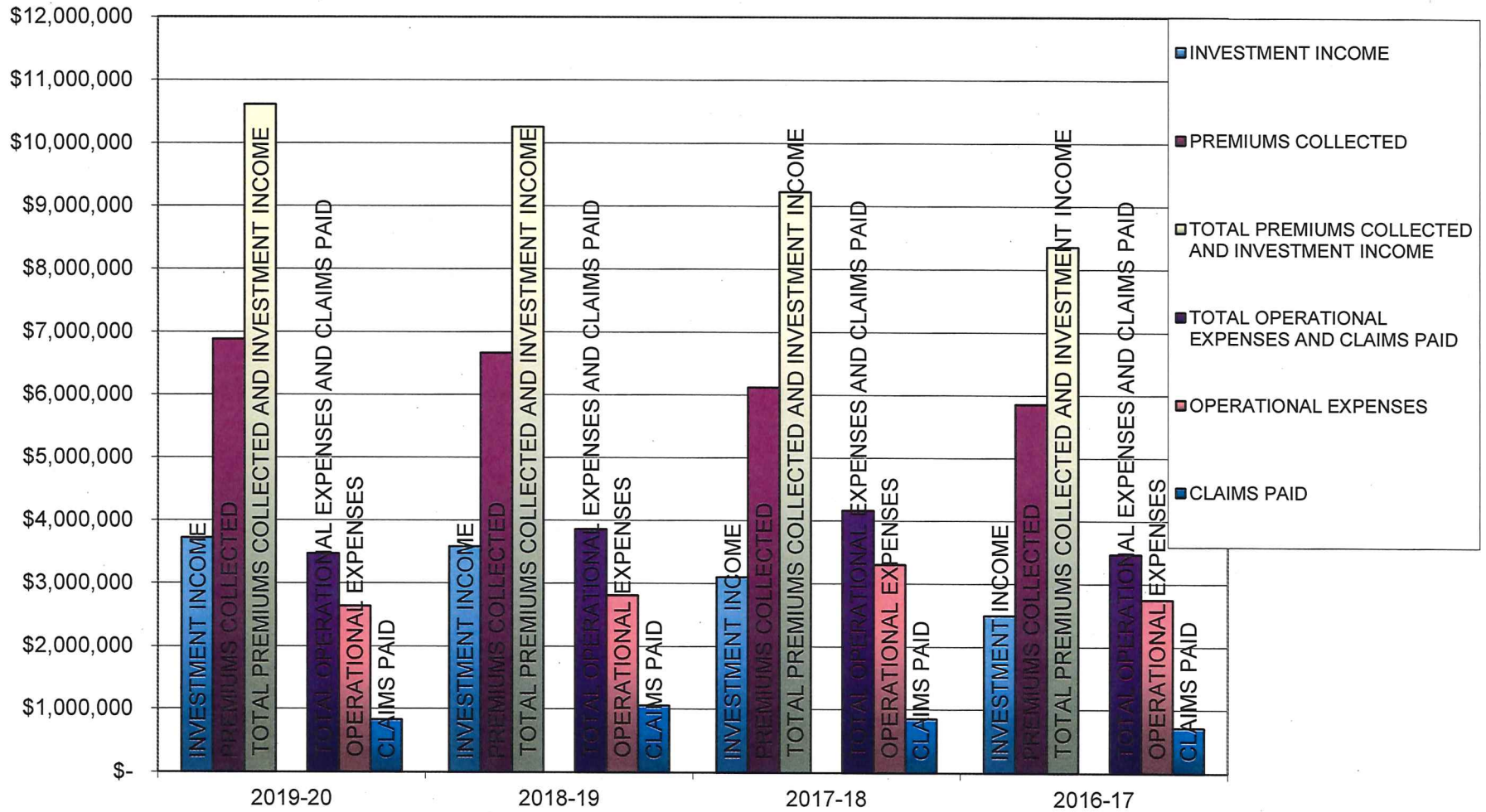
**DEPARTMENT OF ENVIRONMENTAL PROTECTION  
COAL AND CLAY MINE SUBSIDENCE INSURANCE FUND  
EXPENSE COMPARISON BY YEAR**



(PREPARED BY THE OFFICE OF COMPTROLLER OPERATIONS)



**DEPARTMENT OF ENVIRONMENTAL PROTECTION  
 COAL AND CLAY MINE SUBSIDENCE INSURANCE FUND  
 COMPARISON OF CLAIMS PAID & OPERATIONAL EXPENSE VS PREMIUMS COLLECTED  
 AND INTEREST EARNED**



(PREPARED BY THE OFFICE OF COMPTROLLER OPERATIONS)

**DEPARTMENT OF ENVIRONMENTAL PROTECTION  
COAL AND CLAY MINE SUBSIDENCE INSURANCE FUND  
USE OF CASH PIE CHARTS**

