

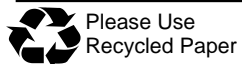
Commonwealth of Pennsylvania  
 Department of Environmental Protection  
 Bureau of Waste Management  
 Division of Reporting and Fee Collection

-----  
 Landfill Waste Receipts  
 in Tons (2000 lbs.) of Waste

For Year:    Quarter:  
 2014       /    3

Disposal Facility: 100419, ADVANCED DISPOSAL SERVICES CHESTNUT VALLEY LANDFILL INC

County/State that Generated Waste	Waste Type:	Municipal	Residual	Sewage Sludge	Infectious	Construction	Ash Residue	Asbestos	Total
02 ALLEGHENY		122.8	0	0	0	36.6	0	0	159.4
03 ARMSTRONG		0	30	0	0	0	0	0	30
24 ELK		40	0	0	0	0	0	0	40
26 FAYETTE		16652	2319.7	1129.1	0	2976.5	0	1.5	23078.8
30 GREENE		3757.1	49871.9	589.4	0	1095.7	0	0	55314.1
56 SOMERSET		181.2	20.2	0	0	0	0	0	201.4
63 WASHINGTON		1264	919.8	75.7	0	123	0	0	2382.5
65 WESTMORELAND		1782.2	76.1	0	0	28.3	0	0	1886.6
OH OHIO		0	0	0	0	0	0	36	36
WV WEST VIRGINIA		4.2	3943.2	0	0	162.3	0	43.9	4153.6
<b>Waste Totals:</b>		<b>23803.5</b>	<b>57180.9</b>	<b>1794.2</b>	<b>0</b>	<b>4422.4</b>	<b>0</b>	<b>81.4</b>	<b>87282.4</b>



Please Use  
Recycled Paper

Phone: 717-783-9258  
 Printed: 3/9/2015

Also visit our Internet WWW Site at: <http://www.dep.state.pa.us>

DISCLAIMER: While care has been taken in the preparation of this report, there is no warranty or guarantee as to the data, calculation or content accuracy. The Commonwealth reserves the right to update or change any data or presentation format without notice or liability.

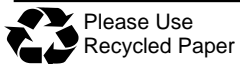
Commonwealth of Pennsylvania  
 Department of Environmental Protection  
 Bureau of Waste Management  
 Division of Reporting and Fee Collection

-----  
 Landfill Waste Receipts  
 in Tons (2000 lbs.) of Waste

For Year:    Quarter:  
 2014       /       3

Disposal Facility: 101397, ADVANCED DISPOSAL SERVICES GREENTREE LANDFILL LLC.

County/State that Generated Waste	Waste Type:	Municipal	Residual	Sewage Sludge	Infectious	Construction	Ash Residue	Asbestos	Total
03 ARMSTRONG		0.5	2979.6	0	0	6.1	0	0	2986.2
06 BERKS		0	0.7	0	0	0	0	0	0.7
07 BLAIR		196.9	1208.6	1935.3	0	153.9	0	0	3494.7
08 BRADFORD		0	0	0	0	0	0	3.1	3.1
09 BUCKS		0	190.2	0	0	2806.6	0	0	2996.8
10 BUTLER		0	3576.9	0	0	0	0	0	3576.9
11 CAMBRIA		10.2	222.6	0	0	59.9	0	0	292.7
12 CAMERON		735.6	924.5	98.7	0	75.1	0	16	1849.9
14 CENTRE		25849.4	590.6	50.6	0	138.2	94.6	0.3	26723.7
16 CLARION		10074.4	4898.9	81.8	0	161.8	33.3	0	15250.2
17 CLEARFIELD		11579.1	1568.1	845.5	0	2650.3	0	0	16643
18 CLINTON		0	21.3	0	0	0	0	0	21.3
20 CRAWFORD		0	235.5	0	0	0	19.1	0	254.6
24 ELK		2846.9	11377.4	1405.3	0	1000.8	0	44.6	16675
25 ERIE		0.2	0	0	0	0.6	0	0	0.8
27 FOREST		6.9	219.2	0	0	24.2	0	0	250.3
31 HUNTINGDON		0	0	38.4	0	0	0	0	38.4
32 INDIANA		456.6	81	0	0	1.1	0	0	538.7
33 JEFFERSON		5189.2	6080	170.5	0	686.4	0	9	12135.1
41 LYCOMING		0	0.7	0	0	0	0	0	0.7
42 MCKEAN		10.9	390.2	0	0	0	1005.9	403	1810
51 PHILADELPHIA		913.7	0	0	0	0	0	0	913.7
53 POTTER		2.2	236.1	0	0	0	0	0	238.3
59 TIOGA		0	2.9	0	0	0	0	0	2.9
61 VENANGO		0	304.9	140.7	0	0	0	0	445.6
62 WARREN		8183.5	1708.3	193	0	0.8	6.7	0	10092.3
CT CONNECTICUT		0	2910	0	0	0	0	872.9	3782.9
MA MASSACHUSETTS		703.7	31.5	0	0	0	0	0	735.2
NJ NEW JERSEY		13286.6	7151.3	3954.6	0	0	0	37.2	24429.7
NY NEW YORK		5985.5	647.4	8626.8	0	0	1513.2	32.8	16805.7
<b>Waste Totals:</b>		<b>86032</b>	<b>47558.4</b>	<b>17541.2</b>	<b>0</b>	<b>7765.8</b>	<b>2672.8</b>	<b>1418.9</b>	<b>162989.1</b>



Commonwealth of Pennsylvania  
Department of Environmental Protection  
Bureau of Waste Management  
Division of Reporting and Fee Collection

-----  
Landfill Waste Receipts  
in Tons (2000 lbs.) of Waste

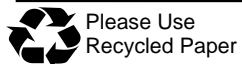
For Year:   Quarter:  
2014     /     3

Disposal Facility: 100933, ALLIANCE SANITARY LANDFILL INC

County/State that Generated Waste	Waste Type:	Municipal	Residual	Sewage Sludge	Infectious	Construction	Ash Residue	Asbestos	Total
08 BRADFORD		4.1	8689.2	0	0	0	0	0	8693.3
13 CARBON		75.5	0	0	0	0	0	0	75.5
19 COLUMBIA		0.7	0	0	0	0	0	0	0.7
35 LACKAWANNA		11803.1	1262.1	106.4	0	742.5	0	0	13914.1
40 LUZERNE		20324.9	711.1	3207.8	0	23.6	0	0	24267.4
41 LYCOMING		0	21.4	0	0	0	0	0	21.4
45 MONROE		1349.3	65.9	0	0	0	0	0	1415.2
48 NORTHAMPTON		0	30.4	0	0	0	0	0	30.4
52 PIKE		5740.7	0	0	0	0	0	0	5740.7
54 SCHUYLKILL		8.2	14.7	0	0	0	0	0	22.9
57 SULLIVAN		0	1919.5	0	0	0	0	0	1919.5
58 SUSQUEHANNA		1712.2	18733.7	93.2	0	898.3	0	0	21437.4
64 WAYNE		6761	48.6	0	0	0	0	0	6809.6
66 WYOMING		1521.4	947	0	0	4	0	0	2472.4
NY NEW YORK		1763	24.8	0	0	0	0	0	1787.8
<b>Waste Totals:</b>		<b>51064.1</b>	<b>32468.4</b>	<b>3407.4</b>	<b>0</b>	<b>1668.4</b>	<b>0</b>	<b>0</b>	<b>88608.3</b>

Disposal Facility: 100172, ARDEN LANDFILL INC.

County/State that Generated Waste	Waste Type:	Municipal	Residual	Sewage Sludge	Infectious	Construction	Ash Residue	Asbestos	Total
02 ALLEGHENY		18732.1	2836.5	0	0	1839.7	0	0	23408.3
04 BEAVER		15955.2	192.2	70.5	0	11.4	0	0	16229.3
08 BRADFORD		0	81	0	0	0	0	0	81
10 BUTLER		0	61.4	0	0	0	0	0	61.4
26 FAYETTE		337.3	914.1	0	0	5.8	0	0	1257.2
30 GREENE		1281.3	12407.8	0	0	1294	0	0	14983.1
56 SOMERSET		0	178.1	0	0	0	0	0	178.1
63 WASHINGTON		18680.4	43941.6	1125.5	148.3	4131.4	0	0	68027.2
65 WESTMORELAND		0	954.7	0	0	6.4	0	0	961.1
NY NEW YORK		0	12.2	0	0	0	0	0	12.2
OH OHIO		275.8	5312.9	9.3	0	81.5	0	0	5679.5
WV WEST VIRGINIA		1185.9	19450.5	0	0	940.8	0	0	21577.2
<b>Waste Totals:</b>		<b>56448</b>	<b>86343</b>	<b>1205.3</b>	<b>148.3</b>	<b>8311</b>	<b>0</b>	<b>0</b>	<b>152455.6</b>



Commonwealth of Pennsylvania  
 Department of Environmental Protection  
 Bureau of Waste Management  
 Division of Reporting and Fee Collection

-----  
 Landfill Waste Receipts  
 in Tons (2000 lbs.) of Waste

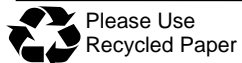
For Year:    Quarter:  
 2014       /       3

Disposal Facility: 101243, BRADFORD COUNTY SANITARY LANDFILL

County/State that Generated Waste	Waste Type:	Municipal	Residual	Sewage Sludge	Infectious	Construction	Ash Residue	Asbestos	Total
08 BRADFORD		8423.4	4299.2	150.8	0	3626.1	0	0	16499.5
41 LYCOMING		0	29.2	0	0	0	0	0	29.2
52 PIKE		0	0	0	0	0	0	0	0
53 POTTER		4.7	0	48.9	0	9.9	0	0	63.5
57 SULLIVAN		843.9	4.2	6.3	0	340	0	0	1194.4
58 SUSQUEHANNA		369.7	0	0	0	5.7	0	0	375.4
59 TIOGA		4587.4	3709	513.2	0	285.6	0	0	9095.2
66 WYOMING		923.1	404.5	0	0	477.7	0	0	1805.3
<b>Waste Totals:</b>		<b>15152.2</b>	<b>8446.1</b>	<b>719.2</b>	<b>0</b>	<b>4745</b>	<b>0</b>	<b>0</b>	<b>29062.5</b>

Disposal Facility: 100361, Casella Waste Management

County/State that Generated Waste	Waste Type:	Municipal	Residual	Sewage Sludge	Infectious	Construction	Ash Residue	Asbestos	Total
03 ARMSTRONG		0	0	0	0	29	0	0	29
08 BRADFORD		0	577.4	0	0	0	0	0	577.4
12 CAMERON		1.7	1797.2	0	0	49.3	0	0	1848.2
24 ELK		1960.8	1867.2	0	0	901.8	0	0	4729.8
27 FOREST		12	0	0	0	0	0	0	12
33 JEFFERSON		1678.7	8.2	0	0	67.5	0	0	1754.4
42 MCKEAN		4405.1	1806.7	918.3	0	2785.2	0	0	9915.3
53 POTTER		0	33.7	26.2	0	0	0	0	59.9
58 SUSQUEHANNA		0	53.1	0	0	0	0	0	53.1
59 TIOGA		0	176	0	0	0	0	0	176
62 WARREN		2	568.6	116.9	0	277.8	0	0	965.3
CT CONNECTICUT		0	27	0	0	0	0	0	27
MA MASSACHUSETTS		0	354.4	0	0	0	0	0	354.4
NY NEW YORK		0	0	0	0	53.7	0	0	53.7
<b>Waste Totals:</b>		<b>8060.3</b>	<b>7269.5</b>	<b>1061.4</b>	<b>0</b>	<b>4164.3</b>	<b>0</b>	<b>0</b>	<b>20555.5</b>



Please Use  
Recycled Paper

Phone: 717-783-9258  
 Printed: 3/9/2015

Also visit our Internet WWW Site at: <http://www.dep.state.pa.us>

DISCLAIMER: While care has been taken in the preparation of this report, there is no warranty or guarantee as to the data, calculation or content accuracy. The Commonwealth reserves the right to update or change any data or presentation format without notice or liability.

Commonwealth of Pennsylvania  
 Department of Environmental Protection  
 Bureau of Waste Management  
 Division of Reporting and Fee Collection

-----  
 Landfill Waste Receipts  
 in Tons (2000 lbs.) of Waste

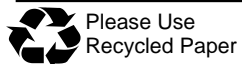
For Year:   Quarter:  
 2014     /     3

Disposal Facility: 100944, CHESTER COUNTY SWA LANCHESTER LANDFILL

County/State that Generated Waste	Waste Type:	Municipal	Residual	Sewage Sludge	Infectious	Construction	Ash Residue	Asbestos	Total
06 BERKS		6241.5	547.4	0	0	1586.3	5299.2	0	13674.4
09 BUCKS		2.3	0	0	0	0	0	1.8	4.1
15 CHESTER		58214.6	1388.7	953.4	0	7250.4	0	0	67807.1
22 DAUPHIN		0	0	0	0	0	0	0	0
23 DELAWARE		2.5	0	0	0	89	0	0	91.5
24 ELK		0	0	0	0	0	0	0	0
36 LANCASTER		88.8	80.4	9.8	0	195	0	0	374
38 LEBANON		8.4	15.8	0	0	0	0	0	24.2
39 LEHIGH		0	0	0	0	0	0	0	0
46 MONTGOMERY		942.6	0.8	0	0	57.4	0	0	1000.8
51 PHILADELPHIA		0	0	0	0	0	0	0	0
54 SCHUYLKILL		0	0	0	0	0	0	0	0
67 YORK		0	0	0	0	0	0	0	0
DE DELAWARE (ST)		0	8378	0	0	16.9	0	0	8395.2
<b>Waste Totals:</b>		<b>65500.7</b>	<b>10411.1</b>	<b>963.2</b>	<b>0</b>	<b>9195</b>	<b>5299.2</b>	<b>1.8</b>	<b>91371.3</b>

Disposal Facility: 100022, CHRIN BROTHERS SANITARY LANDFILL

County/State that Generated Waste	Waste Type:	Municipal	Residual	Sewage Sludge	Infectious	Construction	Ash Residue	Asbestos	Total
08 BRADFORD		0	3.1	0	0	0	0	0	3.1
09 BUCKS		635.6	154.3	0	0	666	0	2.2	1458.1
13 CARBON		0	0	0	0	161.2	0	0	161.2
39 LEHIGH		11510.4	305.4	0	0	3438.3	0	35.6	15289.7
45 MONROE		2560.8	0	0	0	1034.7	0	0	3595.5
46 MONTGOMERY		0	0	0	0	0	0	1	1
48 NORTHAMPTON		17242.3	1617.1	0	0	6688.9	0	39.3	25587.6
52 PIKE		0	0	0	0	56.2	0	0	56.2
64 WAYNE		0	0	0	0	15	0	0	15
NJ NEW JERSEY		4906	7.6	0	0	1921.7	0	374.9	7210.2
<b>Waste Totals:</b>		<b>36855.1</b>	<b>2087.5</b>	<b>0</b>	<b>0</b>	<b>13982</b>	<b>0</b>	<b>453</b>	<b>53377.6</b>



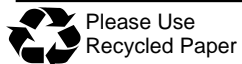
Commonwealth of Pennsylvania  
 Department of Environmental Protection  
 Bureau of Waste Management  
 Division of Reporting and Fee Collection

-----  
 Landfill Waste Receipts  
 in Tons (2000 lbs.) of Waste

For Year:    Quarter:  
 2014       /    3

Disposal Facility: 100955, CLINTON COUNTY SWA WAYNE TOWNSHIP LANDFILL

County/State that Generated Waste	Waste Type:	Municipal	Residual	Sewage Sludge	Infectious	Construction	Ash Residue	Asbestos	Total
05 BEDFORD		0	0	0	0	0	0	9.1	9.1
06 BERKS		0	0	0	0	0	0	0.1	0.1
07 BLAIR		0	1564.5	0	0	15.3	0	0.6	1580.4
08 BRADFORD		0	0	0	0	54.9	0	0	54.9
11 CAMBRIA		0	0	0	0	0	0	15.8	15.8
14 CENTRE		759.1	245.8	679.9	0	201.1	0	102.9	1988.8
17 CLEARFIELD		620.4	0	0	0	2.8	0	0	623.2
18 CLINTON		7088.6	1668.7	892.5	0.3	1763.3	0	4.9	11418.3
19 COLUMBIA		31.1	1959.2	0	0	266.3	0	1.3	2257.9
21 CUMBERLAND		0	0	0	0	0	0	0.9	0.9
22 DAUPHIN		0	0	0	0	114.8	0	44.8	159.6
31 HUNTINGDON		0	0	0	0	9.8	0	0.3	10.1
33 JEFFERSON		0	0	0	0	0	0	0.3	0.3
34 JUNIATA		0	111.8	0	0	0	0	0	111.8
35 LACKAWANNA		0	0	0	0	0	0	11.2	11.2
40 LUZERNE		55.5	112.1	0	0	786.8	0	2	956.4
41 LYCOMING		6466	12063.4	51.4	0	2231.9	0	12	20824.7
44 MIFFLIN		0	0	0	0	0	0	31	31
47 MONTOUR		0	0	0	0	23.7	0	0	23.7
48 NORTHAMPTON		0	0	0	0	0	0	0.1	0.1
49 NORTHUMBERLAND		16846.1	158.7	0	0	167.6	0	1.6	17174
53 POTTER		0	0	0	0	1.9	0	0	1.9
54 SCHUYLKILL		0	1271.7	0	0	0	0	0	1271.7
55 SNYDER		0	513.1	0	0	0	0	0	513.1
56 SOMERSET		0	0	0	0	0	0	0.4	0.4
59 TIOGA		1.8	5.8	0	0	0	0	0	7.6
60 UNION		0.6	0	0	0	503.6	0	13.2	517.4
62 WARREN		0	0	0	0	0	0	4.3	4.3
63 WASHINGTON		0	0	0	0	0	0	1.4	1.4
<b>Waste Totals:</b>		<b>31869.2</b>	<b>19674.8</b>	<b>1623.8</b>	<b>0.3</b>	<b>6143.8</b>	<b>0</b>	<b>258.2</b>	<b>59570.1</b>



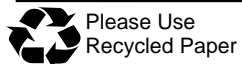
Commonwealth of Pennsylvania  
 Department of Environmental Protection  
 Bureau of Waste Management  
 Division of Reporting and Fee Collection

-----  
 Landfill Waste Receipts  
 in Tons (2000 lbs.) of Waste

For Year:    Quarter:  
 2014       /    3

Disposal Facility: 101615, COMMONWEALTH ENVIRONMENTAL SYSTEMS LANDFILL

County/State that Generated Waste	Waste Type:	Municipal	Residual	Sewage Sludge	Infectious	Construction	Ash Residue	Asbestos	Total
06 BERKS		1179.5	317	69.8	0	15.2	0	0	1581.5
09 BUCKS		0	162.2	0	0	0	0	0	162.2
13 CARBON		4877.9	17.8	0	0	59.9	0	0	4955.6
22 DAUPHIN		0	297.9	0	0	172.5	0	5.4	475.8
38 LEBANON		0	545.2	0	0	0	0	0	545.2
39 LEHIGH		7822.7	0	0	0	0	0	0	7822.7
40 LUZERNE		12087.9	1607.5	629.7	66.5	629.1	0	0	15020.7
45 MONROE		42.8	0	0	0	0	0	0	42.8
48 NORTHAMPTON		20.1	0	0	0	21.9	0	0	42
49 NORTHUMBERLAND		105.1	5.6	0	0	14.1	0	0	124.8
54 SCHUYLKILL		27465	3651.3	1607.9	33.6	1809	0	1.6	34568.4
NJ NEW JERSEY		26608	0	0	0	6288.4	0	0	32896.4
NY NEW YORK		11099.3	705.2	1350.5	0	296.8	0	0	13451.8
<b>Waste Totals:</b>		<b>91308.3</b>	<b>7309.7</b>	<b>3657.9</b>	<b>100.1</b>	<b>9306.9</b>	<b>0</b>	<b>7</b>	<b>111689.9</b>



Please Use  
Recycled Paper

Phone: 717-783-9258  
 Printed: 3/9/2015

Also visit our Internet WWW Site at: <http://www.dep.state.pa.us>

DISCLAIMER: While care has been taken in the preparation of this report, there is no warranty or guarantee as to the data, calculation or content accuracy. The Commonwealth reserves the right to update or change any data or presentation format without notice or liability.

Commonwealth of Pennsylvania  
 Department of Environmental Protection  
 Bureau of Waste Management  
 Division of Reporting and Fee Collection

-----  
 Landfill Waste Receipts  
 in Tons (2000 lbs.) of Waste

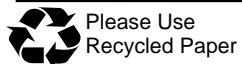
For Year:   Quarter:  
 2014     /     3

Disposal Facility: 101509, CONNESTOGA LANDFILL

County/State that Generated Waste	Waste Type:	Municipal	Residual	Sewage Sludge	Infectious	Construction	Ash Residue	Asbestos	Total
06 BERKS		22382.6	7310.2	89.8	3957.9	1798.8	0	2.3	35541.6
09 BUCKS		6.6	206.7	0	0	0	0	59.4	272.7
15 CHESTER		0	1900.3	0	0	0	0	1.9	1902.2
22 DAUPHIN		0	30.3	0	0	0	0	0	30.3
23 DELAWARE		36.9	3204.8	213.4	0	491.7	0	519.1	4465.9
36 LANCASTER		0	625.4	0	0	0	0	2.5	627.9
38 LEBANON		0	0	0	0	0	0	4.1	4.1
39 LEHIGH		705.1	2269.4	0	0	0	0	0	2974.5
46 MONTGOMERY		21065.4	9154.5	0	0	47.1	0	281.2	30548.2
48 NORTHAMPTON		0	71.5	0	0	1.4	0	0.1	73
51 PHILADELPHIA		26329.8	5983.3	0	61	3709.9	0	88.5	36172.5
CT CONNECTICUT		0	0	0	0	0	0	7.2	7.2
DE DELAWARE (ST)		0	2978.6	0	0	0	0	0	2978.6
MD MARYLAND		0	64.1	0	0	0	0	0	64.1
NJ NEW JERSEY		72689.6	4202.2	0	0	2511.8	0	143.7	79547.3
NY NEW YORK		0	646.1	0	0	0	0	30.1	676.2
<b>Waste Totals:</b>		<b>143216</b>	<b>38647.4</b>	<b>303.2</b>	<b>4018.9</b>	<b>8560.7</b>	<b>0</b>	<b>1140.1</b>	<b>195886.3</b>

Disposal Facility: 400593, COVANTA DELAWARE VALLEY

County/State that Generated Waste	Waste Type:	Municipal	Residual	Sewage Sludge	Infectious	Construction	Ash Residue	Asbestos	Total
15 CHESTER		0	2	0	0	0	0	0	2
23 DELAWARE		94529.4	468.5	0	0	0	0	0	94997.9
39 LEHIGH		0	250.9	0	0	0	0	0	250.9
51 PHILADELPHIA		90965.6	1891.6	0	0	0	0	0	92857.2
DE DELAWARE (ST)		3776.4	4186.2	0	0	0	0	0	7962.6
MD MARYLAND		8214.1	28.1	0	0	0	0	0	8242.2
NC NORTH CAROLINA		0	11.7	0	0	0	0	0	11.7
NJ NEW JERSEY		36856.7	4634	0	0	0	0	0	41490.7
NY NEW YORK		60109.5	133.9	0	0	0	0	0	60243.4
PR PUERTO RICO		0	402.1	0	0	0	0	0	402.1
VA VIRGINIA		588.9	132.8	0	0	0	0	0	721.7
<b>Waste Totals:</b>		<b>295040.6</b>	<b>12141.8</b>	<b>0</b>	<b>0</b>	<b>0</b>	<b>0</b>	<b>0</b>	<b>307182.4</b>



Please Use  
Recycled Paper

Phone: 717-783-9258  
 Printed: 3/9/2015

Also visit our Internet WWW Site at: <http://www.dep.state.pa.us>

DISCLAIMER: While care has been taken in the preparation of this report, there is no warranty or guarantee as to the data, calculation or content accuracy. The Commonwealth reserves the right to update or change any data or presentation format without notice or liability.



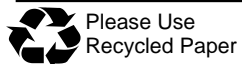
Commonwealth of Pennsylvania  
 Department of Environmental Protection  
 Bureau of Waste Management  
 Division of Reporting and Fee Collection

-----  
 Landfill Waste Receipts  
 in Tons (2000 lbs.) of Waste

For Year:    Quarter:  
 2014       /    3

Disposal Facility: 400558, COVANTA PLYMOUTH RENEWABLE ENERGY

County/State that Generated Waste	Waste Type:	Municipal	Residual	Sewage Sludge	Infectious	Construction	Ash Residue	Asbestos	Total
06 BERKS		1415.4	23.9	0	0	0	0	0	1439.3
09 BUCKS		8164.8	285.7	0	0	0	0	0	8450.5
15 CHESTER		0	123.9	0	0	0	0	0	123.9
23 DELAWARE		1513.7	12	0	0	0	0	0	1525.7
39 LEHIGH		1026	830.1	0	0	0	0	0	1856.1
46 MONTGOMERY		84770.7	2969.6	0	0	0	0	0	87740.3
51 PHILADELPHIA		4790	31.2	0	0	0	0	0	4821.2
NJ NEW JERSEY		613.5	0	0	0	0	0	0	613.5
<b>Waste Totals:</b>		<b>102294.1</b>	<b>4276.4</b>	<b>0</b>	<b>0</b>	<b>0</b>	<b>0</b>	<b>0</b>	<b>106570.5</b>



Please Use  
Recycled Paper

Phone: 717-783-9258  
 Printed: 3/9/2015

Also visit our Internet WWW Site at: <http://www.dep.state.pa.us>

DISCLAIMER: While care has been taken in the preparation of this report, there is no warranty or guarantee as to the data, calculation or content accuracy. The Commonwealth reserves the right to update or change any data or presentation format without notice or liability.

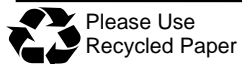
Commonwealth of Pennsylvania  
 Department of Environmental Protection  
 Bureau of Waste Management  
 Division of Reporting and Fee Collection

-----  
 Landfill Waste Receipts  
 in Tons (2000 lbs.) of Waste

For Year:    Quarter:  
 2014       /       3

Disposal Facility: 100945, CUMBERLAND COUNTY LANDFILL

County/State that Generated Waste	Waste Type:	Municipal	Residual	Sewage Sludge	Infectious	Construction	Ash Residue	Asbestos	Total
01 ADAMS		1564.1	61.3	0	0	492.8	0	0	2118.2
05 BEDFORD		0	0	0	0	0	0	18.7	18.7
06 BERKS		4.9	5629.8	0	0	179	0	0	5813.7
09 BUCKS		0	153.8	23.9	0	0	0	0	177.7
14 CENTRE		0	3.9	0	0	0	0	0	3.9
15 CHESTER		0	175.9	0	0	1257.6	0	0	1433.5
21 CUMBERLAND		9607.2	5487.7	518.2	0	25388	0	72.2	41073.3
22 DAUPHIN		0	1953.4	188.9	0	26.8	0	261.9	2431
28 FRANKLIN		1454.3	226.8	53.4	0	506.9	0	97.4	2338.8
29 FULTON		0	0	0	0	1	0	0	1
31 HUNTINGDON		8.7	214.3	0	0	0	0	0	223
34 JUNIATA		4.5	0	0	0	340.4	0	9.6	354.5
36 LANCASTER		0	1488.5	0	0	0	0	0	1488.5
38 LEBANON		0	2791.5	0	0	0	0	0	2791.5
39 LEHIGH		11239.4	0	0	0	0	0	0	11239.4
40 LUZERNE		0	134.1	0	0	0	0	0	134.1
41 LYCOMING		0	0	0	0	0	0	15.7	15.7
44 MIFFLIN		0	0	0	0	3.7	0	4.2	7.9
46 MONTGOMERY		0	0	0	0	0	0	70	70
48 NORTHAMPTON		10025.1	145.9	0	0	40.8	0	0	10211.8
50 PERRY		1564.4	0	96.3	0	445.2	0	0	2105.9
51 PHILADELPHIA		0	48.7	0	0	0	0	493.7	542.4
54 SCHUYLKILL		0	0	252.3	0	0	0	0	252.3
66 WYOMING		0	17.4	0	0	0	0	0	17.4
67 YORK		0	10154.3	198.4	0	26.3	0	0	10379
MD MARYLAND		16667.5	1700.7	151.5	0	128.2	0	86.7	18734.6
NJ NEW JERSEY		63520	2430.3	24.4	0	68.4	0	1946.7	67989.8
NY NEW YORK		35.2	333.9	851	0	3.4	0	3240.5	4464
WV WEST VIRGINIA		0	0	0	0	0	0	100.3	100.3
<b>Waste Totals:</b>		<b>115695.3</b>	<b>33152.2</b>	<b>2358.3</b>	<b>0</b>	<b>28908.5</b>	<b>0</b>	<b>6417.6</b>	<b>186531.9</b>



Commonwealth of Pennsylvania  
 Department of Environmental Protection  
 Bureau of Waste Management  
 Division of Reporting and Fee Collection

-----  
 Landfill Waste Receipts  
 in Tons (2000 lbs.) of Waste

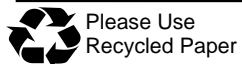
For Year:    Quarter:  
 2014       /       3

Disposal Facility: 100345, DELAWARE COUNTY SWA ROLLING HILLS LANDFILL

County/State that Generated Waste	Waste Type:	Municipal	Residual	Sewage Sludge	Infectious	Construction	Ash Residue	Asbestos	Total
06 BERKS		12249.3	24644.9	52	0	274.8	5808.4	3.7	43033.1
15 CHESTER		1098.7	0	0	0	27.8	0	0	1126.5
23 DELAWARE		826.2	0	0	0	0	109325	0	110151.2
46 MONTGOMERY		2910.2	403.7	0	0	0	28908.8	0	32222.7
NJ NEW JERSEY		0	6765.3	0	0	16035.3	10872.2	0	33672.8
<b>Waste Totals:</b>		<b>17084.4</b>	<b>31813.9</b>	<b>52</b>	<b>0</b>	<b>16337.9</b>	<b>154914.4</b>	<b>3.7</b>	<b>220206.3</b>

Disposal Facility: 100434, EVERGREEN LANDFILL

County/State that Generated Waste	Waste Type:	Municipal	Residual	Sewage Sludge	Infectious	Construction	Ash Residue	Asbestos	Total
02 ALLEGHENY		0	15.9	0	0	3.1	0	0	19
03 ARMSTRONG		3449	3303.7	52.3	0	283.4	0	0	7088.4
07 BLAIR		0	0	0	0	0.5	0	0	0.5
11 CAMBRIA		6.5	116.3	0	0	20.8	0	0	143.6
14 CENTRE		0	72.5	0	0	0	0	0	72.5
17 CLEARFIELD		0	1061	0	0	0	0	0	1061
27 FOREST		0	0	0	0	0.8	0	0	0.8
32 INDIANA		9407.1	2425.5	518.7	0	2957.1	0	0	15308.4
33 JEFFERSON		257.4	122.3	282.7	0	35	0	0	697.4
56 SOMERSET		0	2	0	0	0	0	0	2
65 WESTMORELAND		4965.8	1309.7	69.9	0	260.5	0	0	6605.9
<b>Waste Totals:</b>		<b>18085.8</b>	<b>8428.9</b>	<b>923.6</b>	<b>0</b>	<b>3561.2</b>	<b>0</b>	<b>0</b>	<b>30999.5</b>



Please Use  
Recycled Paper

Phone: 717-783-9258  
 Printed: 3/9/2015

Also visit our Internet WWW Site at: <http://www.dep.state.pa.us>

DISCLAIMER: While care has been taken in the preparation of this report, there is no warranty or guarantee as to the data, calculation or content accuracy. The Commonwealth reserves the right to update or change any data or presentation format without notice or liability.

Commonwealth of Pennsylvania  
 Department of Environmental Protection  
 Bureau of Waste Management  
 Division of Reporting and Fee Collection

-----  
 Landfill Waste Receipts  
 in Tons (2000 lbs.) of Waste

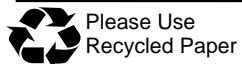
For Year:    Quarter:  
 2014       /       3

Disposal Facility: 101680, G.R.O.W.S. NORTH

County/State that Generated Waste	Waste Type:	Municipal	Residual	Sewage Sludge	Infectious	Construction	Ash Residue	Asbestos	Total
06 BERKS		0	70	0	0	0	0	0	70
09 BUCKS		8968.1	15305.6	1043.9	19.3	1185.9	1139.8	0	27662.6
23 DELAWARE		7253.7	39.2	44.6	70.9	0	0	0	7408.4
46 MONTGOMERY		10906.7	1138.3	595.5	13.2	28.1	0	0	12681.8
51 PHILADELPHIA		44272.9	2737.4	404.6	198.4	1127	0	0	48740.3
67 YORK		0.2	0	0	0	0	0	0	0.2
CT CONNECTICUT		0	79.4	0	0	0	0	0	79.4
DE DELAWARE (ST)		9.5	1016.5	0	0	3.7	0	0	1029.7
MA MASSACHUSETTS		0	24.8	0	0	0	0	0	24.8
NJ NEW JERSEY		96684.8	12350.5	18753.7	0	38480.4	14012.6	23.8	180305.8
NY NEW YORK		143494.6	950.6	34268.2	2.7	7426.5	0	0	186142.6
<b>Waste Totals:</b>		<b>311590.5</b>	<b>33712.3</b>	<b>55110.5</b>	<b>304.5</b>	<b>48251.6</b>	<b>15152.4</b>	<b>23.8</b>	<b>464145.6</b>

Disposal Facility: 100265, GRAND CENTRAL SANITARY LANDFILL INC

County/State that Generated Waste	Waste Type:	Municipal	Residual	Sewage Sludge	Infectious	Construction	Ash Residue	Asbestos	Total
06 BERKS		1272.8	0	1.4	0	0	0	0	1274.2
09 BUCKS		53.6	67.8	0	42.2	0	0	0	163.6
13 CARBON		1929.4	36.4	122.2	0	148.6	0	8.2	2244.8
23 DELAWARE		0	313.4	0	0	0	0	0	313.4
35 LACKAWANNA		4.5	0	0	0	0	0	0	4.5
39 LEHIGH		28478.7	408.7	295.2	186.1	115.3	0	5	29489
40 LUZERNE		0.9	0	0	0	0	0	0	0.9
45 MONROE		17539.4	826.9	163.3	1015.4	2840.3	0	0	22385.3
46 MONTGOMERY		0	0	5.1	271.8	0	0	0	276.9
48 NORTHAMPTON		21865.2	2190.4	4188.4	304.1	1554.3	0	1.5	30103.9
52 PIKE		771.7	0	0	0	23	0	0	794.7
54 SCHUYLKILL		0	15.8	0	0	0	0	0	15.8
NJ NEW JERSEY		557.4	316.1	187.4	9.7	988.2	16241.5	164.4	18464.7
NY NEW YORK		2673.7	9.6	2893	142.9	14.8	0	38.5	5772.5
<b>Waste Totals:</b>		<b>75147.3</b>	<b>4185.1</b>	<b>7856</b>	<b>1972.2</b>	<b>5684.5</b>	<b>16241.5</b>	<b>217.6</b>	<b>111304.2</b>



Please Use  
Recycled Paper

Phone: 717-783-9258  
 Printed: 3/9/2015

Also visit our Internet WWW Site at: <http://www.dep.state.pa.us>

DISCLAIMER: While care has been taken in the preparation of this report, there is no warranty or guarantee as to the data, calculation or content accuracy. The Commonwealth reserves the right to update or change any data or presentation format without notice or liability.

Commonwealth of Pennsylvania  
 Department of Environmental Protection  
 Bureau of Waste Management  
 Division of Reporting and Fee Collection

-----  
 Landfill Waste Receipts  
 in Tons (2000 lbs.) of Waste

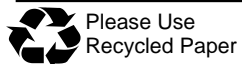
For Year:    Quarter:  
 2014       /    3

Disposal Facility: 101544, GREATER LEBANON REFUSE AUTHORITY LANDFILL

County/State that Generated Waste	Waste Type:	Municipal	Residual	Sewage Sludge	Infectious	Construction	Ash Residue	Asbestos	Total
38 LEBANON		21215	5585.7	450.6	0	5989.4	0	0	33240.7
<b>Waste Totals:</b>		<b>21215</b>	<b>5585.7</b>	<b>450.6</b>	<b>0</b>	<b>5989.4</b>	<b>0</b>	<b>0</b>	<b>33240.7</b>

Disposal Facility: 100281, GREENRIDGE RECLAMATION LANDFILL

County/State that Generated Waste	Waste Type:	Municipal	Residual	Sewage Sludge	Infectious	Construction	Ash Residue	Asbestos	Total
02 ALLEGHENY		19086	1409.6	947.8	0	764.2	0	33.3	22240.9
03 ARMSTRONG		0	25.7	0	0	0	0	0	25.7
10 BUTLER		0	170.2	107.4	0	0	0	0	277.6
26 FAYETTE		891	154.2	79.9	0	616.1	0	0	1741.2
32 INDIANA		23.7	236.4	0	0	2.7	0	0	262.8
56 SOMERSET		370.2	46.9	0	0	36.6	0	0	453.7
63 WASHINGTON		589.3	0	445.8	0	105.5	0	0	1140.6
65 WESTMORELAND		16246.4	14252.5	2894.2	0	4368.3	0	137.9	37899.3
WV WEST VIRGINIA		4.3	4729	0	510.8	0	0	0	5244.1
<b>Waste Totals:</b>		<b>37210.9</b>	<b>21024.5</b>	<b>4475.1</b>	<b>510.8</b>	<b>5893.4</b>	<b>0</b>	<b>171.2</b>	<b>69285.9</b>



Please Use  
Recycled Paper

Phone: 717-783-9258  
 Printed: 3/9/2015

Also visit our Internet WWW Site at: <http://www.dep.state.pa.us>

DISCLAIMER: While care has been taken in the preparation of this report, there is no warranty or guarantee as to the data, calculation or content accuracy. The Commonwealth reserves the right to update or change any data or presentation format without notice or liability.

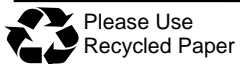
Commonwealth of Pennsylvania  
 Department of Environmental Protection  
 Bureau of Waste Management  
 Division of Reporting and Fee Collection

-----  
 Landfill Waste Receipts  
 in Tons (2000 lbs.) of Waste

For Year:    Quarter:  
 2014       /       3

Disposal Facility: 100758, HARRISBURG MATERIALS ENERGY RECYCLING & RECOVERY FACILITY

County/State that Generated Waste	Waste Type:	Municipal	Residual	Sewage Sludge	Infectious	Construction	Ash Residue	Asbestos	Total
06 BERKS		3152.5	0	0	0	0	0	0	3152.5
18 CLINTON		0	117.5	0	0	0	0	0	117.5
19 COLUMBIA		185.4	0	0	0	0	0	0	185.4
21 CUMBERLAND		5773.6	84	0	0	150.1	0	0	6007.7
22 DAUPHIN		42180.8	440.5	0	0	799.4	0	0	43420.7
26 FAYETTE		0.3	0	0	0	0	0	0	0.3
28 FRANKLIN		0	111.1	0	0	0	0	0	111.1
36 LANCASTER		0	0	0	0	0.6	0	0	0.6
38 LEBANON		0.4	0	0	0	1.5	0	0	1.9
40 LUZERNE		26.3	78.7	0	0	0	0	0	105
41 LYCOMING		0	17.8	0	0	0	0	0	17.8
49 NORTHUMBERLAND		81.5	0	0	0	0	0	0	81.5
50 PERRY		472.6	0	0	0	2.8	0	0	475.4
54 SCHUYLKILL		119.8	65.6	0	0	0.3	0	0	185.7
58 SUSQUEHANNA		0.3	0	0	0	2.1	0	0	2.4
67 YORK		6.7	0	0	0	0	0	0	6.7
NJ NEW JERSEY		19781.2	0	0	0	0	0	0	19781.2
<b>Waste Totals:</b>		<b>71781.4</b>	<b>915.2</b>	<b>0</b>	<b>0</b>	<b>956.8</b>	<b>0</b>	<b>0</b>	<b>73653.4</b>



Please Use  
Recycled Paper

Phone: 717-783-9258  
 Printed: 3/9/2015

Also visit our Internet WWW Site at: <http://www.dep.state.pa.us>

DISCLAIMER: While care has been taken in the preparation of this report, there is no warranty or guarantee as to the data, calculation or content accuracy. The Commonwealth reserves the right to update or change any data or presentation format without notice or liability.

Commonwealth of Pennsylvania  
 Department of Environmental Protection  
 Bureau of Waste Management  
 Division of Reporting and Fee Collection

-----  
 Landfill Waste Receipts  
 in Tons (2000 lbs.) of Waste

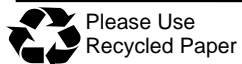
For Year:   Quarter:  
 2014       /     3

Disposal Facility: 100020, IESI PA BETHLEHEM LANDFILL CORP.

County/State that Generated Waste	Waste Type:	Municipal	Residual	Sewage Sludge	Infectious	Construction	Ash Residue	Asbestos	Total
09 BUCKS		3571.5	376	0	0	185.9	0	0	4133.4
23 DELAWARE		0	0	0	0	184.5	0	0	184.5
34 JUNIATA		0	0	0	0	0.3	0	0	0.3
39 LEHIGH		4700.5	426.9	0	0	422.5	0	0	5549.9
46 MONTGOMERY		0	353.2	0	0	14.2	0	0	367.4
48 NORTHAMPTON		21876.7	542.3	0	0	1277.3	0	0	23696.3
49 NORTHUMBERLAND		0	0	0	0	45.2	0	0	45.2
51 PHILADELPHIA		0	0	0	0	12.5	0	0	12.5
52 PIKE		0	0	0	0	2.4	0	0	2.4
CT CONNECTICUT		0	0	0	0	1.6	0	0	1.6
NJ NEW JERSEY		8734.3	2534.2	0	0	11747.8	0	216.3	23232.6
NY NEW YORK		33660.9	2866.2	0	0	7511.5	0	334.5	44373.1
<b>Waste Totals:</b>		<b>72543.9</b>	<b>7098.8</b>	<b>0</b>	<b>0</b>	<b>21405.7</b>	<b>0</b>	<b>550.8</b>	<b>101599.2</b>

Disposal Facility: 100934, IESI PA BLUE RIDGE LANDFILL CORP

County/State that Generated Waste	Waste Type:	Municipal	Residual	Sewage Sludge	Infectious	Construction	Ash Residue	Asbestos	Total
01 ADAMS		6111.3	139	0	0	3133	0	0	9383.3
21 CUMBERLAND		4016.9	39.2	206	0	581.7	0	0	4843.8
22 DAUPHIN		0	0	0	0	18.9	0	0	18.9
28 FRANKLIN		17500.3	5154.7	2441	0	5271.8	0	0.1	30367.9
29 FULTON		16.4	0	0	0	0	0	0	16.4
50 PERRY		12	0	0	0	18.7	0	0	30.7
67 YORK		0	3.4	0	0	69	0	0	72.4
DC DISRICT OF COLUMBIA		17224.3	0	0	0	0	0	0	17224.3
MD MARYLAND		39871.4	346.6	0	0	409.6	0	0	40627.6
NY NEW YORK		24487.3	957.5	598.3	0	0	0	0	26043.1
WV WEST VIRGINIA		3431.1	0	0	0	57.9	0	2	3491
<b>Waste Totals:</b>		<b>112671</b>	<b>6640.4</b>	<b>3245.3</b>	<b>0</b>	<b>9560.6</b>	<b>0</b>	<b>2.1</b>	<b>132119.4</b>



Commonwealth of Pennsylvania  
 Department of Environmental Protection  
 Bureau of Waste Management  
 Division of Reporting and Fee Collection

Landfill Waste Receipts  
 in Tons (2000 lbs.) of Waste

For Year: 2014 / Quarter: 3

Disposal Facility: 100620, IMPERIAL LANDFILL

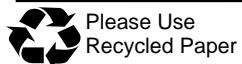
County/State that Generated Waste	Waste Type:	Municipal	Residual	Sewage Sludge	Infectious	Construction	Ash Residue	Asbestos	Total
02 ALLEGHENY		69922.5	19059.7	7047.4	0	13527.1	1253.7	1234.2	112044.6
04 BEAVER		2014.1	2289.8	0.2	0	323.6	0	71.8	4699.5
10 BUTLER		938.4	120.8	19.3	0	42.4	0	16.7	1137.6
11 CAMBRIA		0	0	0	0	0	0	11.7	11.7
26 FAYETTE		14.1	0	0	0	4.9	0	8.3	27.3
37 LAWRENCE		0	41.6	0	0	0	0	1.7	43.3
63 WASHINGTON		5703	6965	950.3	0	866.5	0	16.8	14501.6
65 WESTMORELAND		0	0	0	0	0	0	5.6	5.6
CT CONNECTICUT		0	24.6	0	0	0	0	5.6	30.2
NY NEW YORK		0	363.4	0	0	0	0	0	363.4
OH OHIO		4.8	779.5	164.8	0	0	0	322.1	1271.2
WV WEST VIRGINIA		3188.9	199.2	94.8	0	6.3	0	150	3639.2
<b>Waste Totals:</b>		<b>81785.8</b>	<b>29843.6</b>	<b>8276.8</b>	<b>0</b>	<b>14770.8</b>	<b>1253.7</b>	<b>1844.5</b>	<b>137775.2</b>

Disposal Facility: 101439, JOSEPH J BRUNNER INC LANDFILL

County/State that Generated Waste	Waste Type:	Municipal	Residual	Sewage Sludge	Infectious	Construction	Ash Residue	Asbestos	Total
02 ALLEGHENY		5136.8	48.2	264.2	0	0	0	0	5449.2
04 BEAVER		6079.8	1293.1	1594.4	0	0	0	0	8967.3
10 BUTLER		1138.7	13.8	661.7	0	0	0	0	1814.2
37 LAWRENCE		60.8	0	48.1	0	0	0	0	108.9
<b>Waste Totals:</b>		<b>12416.1</b>	<b>1355.1</b>	<b>2568.4</b>	<b>0</b>	<b>0</b>	<b>0</b>	<b>0</b>	<b>16339.6</b>

Disposal Facility: 100663, KELLY RUN SANITATION INC LANDFILL

County/State that Generated Waste	Waste Type:	Municipal	Residual	Sewage Sludge	Infectious	Construction	Ash Residue	Asbestos	Total
02 ALLEGHENY		13362.2	5590.1	50	0	2875	0	0	21877.3
26 FAYETTE		590.7	1731.5	225.6	0	572.7	0	0	3120.5
30 GREENE		111.3	307	0	0	0	0	0	418.3
56 SOMERSET		0	145.3	0	0	0	0	0	145.3
63 WASHINGTON		1246.9	949.7	185.6	0	148.3	0	0	2530.5
65 WESTMORELAND		1762.8	3415.7	0	0	96.8	0	0	5275.3
WV WEST VIRGINIA		0	100.8	0	0	0	0	0	100.8
<b>Waste Totals:</b>		<b>17073.9</b>	<b>12240.1</b>	<b>461.2</b>	<b>0</b>	<b>3692.8</b>	<b>0</b>	<b>0</b>	<b>33468</b>



Please Use  
Recycled Paper

Phone: 717-783-9258  
 Printed: 3/9/2015

Also visit our Internet WWW Site at: <http://www.dep.state.pa.us>

DISCLAIMER: While care has been taken in the preparation of this report, there is no warranty or guarantee as to the data, calculation or content accuracy. The Commonwealth reserves the right to update or change any data or presentation format without notice or liability.



Commonwealth of Pennsylvania  
 Department of Environmental Protection  
 Bureau of Waste Management  
 Division of Reporting and Fee Collection

Landfill Waste Receipts  
 in Tons (2000 lbs.) of Waste

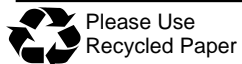
For Year: 2014 / Quarter: 3

Disposal Facility: 101247, KEYSTONE SANITARY LANDFILL

County/State that Generated Waste	Waste Type:	Municipal	Residual	Sewage Sludge	Infectious	Construction	Ash Residue	Asbestos	Total
08 BRADFORD		0	12233.9	0	0	1.6	0	0	12235.5
13 CARBON		144.2	0	0	0	0	0	0	144.2
35 LACKAWANNA		44504.7	2397.9	3903.6	0	3453.6	0	1.4	54261.2
39 LEHIGH		2.8	0	0	0	0	0	0	2.8
40 LUZERNE		23645.6	2156.8	2674.2	0	1938.4	0	12.1	30427.1
41 LYCOMING		0	2847.9	0	0	0	0	0	2847.9
45 MONROE		10864.8	184.5	627	0	461.1	0	0	12137.4
48 NORTHAMPTON		13.9	0	155.5	0	0	0	0	169.4
52 PIKE		4823.7	59	256.9	0	36.8	0	0	5176.4
57 SULLIVAN		6.7	0	0	0	39.5	0	0	46.2
58 SUSQUEHANNA		4165.3	4992.3	0	0	509	0	0	54666.6
59 TIOGA		0	713.8	0	0	0	0	0	713.8
64 WAYNE		349.4	0	329.9	0	371.3	0	0	1050.6
66 WYOMING		1099.7	1042.2	56.4	0	386.1	0	0	2584.4
CT CONNECTICUT		7899.5	0	0	0	0	0	0	7899.5
NJ NEW JERSEY		133752.9	659	0	0	0	0	0	134411.9
NY NEW YORK		182845.2	2264.6	0	0	97.7	0	0	185207.5
<b>Waste Totals:</b>		<b>414118.4</b>	<b>74551.9</b>	<b>8003.5</b>	<b>0</b>	<b>7295.1</b>	<b>0</b>	<b>13.5</b>	<b>503982.4</b>

Disposal Facility: 100329, LAKE VIEW LANDFILL

County/State that Generated Waste	Waste Type:	Municipal	Residual	Sewage Sludge	Infectious	Construction	Ash Residue	Asbestos	Total
02 ALLEGHENY		0	0.2	0	0	0	0	0	0.2
20 CRAWFORD		2272.9	2712.8	148.7	0	117.5	0	0.4	5252.3
25 ERIE		36972.3	9014.7	2333.1	0	6539.4	759.2	159.8	55778.5
43 MERCER		6518.7	7.1	0	0	9.9	0	1	6536.7
62 WARREN		0	25.9	0	0	0	0	0	25.9
<b>Waste Totals:</b>		<b>45763.9</b>	<b>11760.7</b>	<b>2481.8</b>	<b>0</b>	<b>6666.8</b>	<b>759.2</b>	<b>161.2</b>	<b>67593.6</b>



Commonwealth of Pennsylvania  
 Department of Environmental Protection  
 Bureau of Waste Management  
 Division of Reporting and Fee Collection

-----  
 Landfill Waste Receipts  
 in Tons (2000 lbs.) of Waste

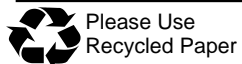
For Year:    Quarter:  
 2014       /       3

Disposal Facility: 101534, LAUREL HIGHLANDS LANDFILL INC

County/State that Generated Waste	Waste Type:	Municipal	Residual	Sewage Sludge	Infectious	Construction	Ash Residue	Asbestos	Total
07 BLAIR		9111.4	2140.5	414.4	0	946	0	0	12612.3
11 CAMBRIA		9564.4	128.2	990.7	0	1603.6	0	0	12286.9
14 CENTRE		3.8	0	0	0	0	0	0	3.8
17 CLEARFIELD		0	0	50.2	0	0.5	0	0	50.7
31 HUNTINGDON		0	266	0	0	0	0	0	266
32 INDIANA		351.5	0	0	0	223.2	0	0	574.7
33 JEFFERSON		8.1	0	0	0	47.1	0	0	55.2
34 JUNIATA		20.3	0	0	0	0	0	0	20.3
44 MIFFLIN		10764.6	0	291.1	0	0	0	0	11055.7
56 SOMERSET		10	0	0	0	0	0	0	10
65 WESTMORELAND		132.3	290.5	0	0	96.5	0	0	519.3
MD MARYLAND		0	21.4	0	0	0	0	0	21.4
<b>Waste Totals:</b>		<b>29966.4</b>	<b>2846.6</b>	<b>1746.4</b>	<b>0</b>	<b>2916.9</b>	<b>0</b>	<b>0</b>	<b>37476.3</b>

Disposal Facility: 101389, LCSWMA FREY FARM LANDFILL

County/State that Generated Waste	Waste Type:	Municipal	Residual	Sewage Sludge	Infectious	Construction	Ash Residue	Asbestos	Total
06 BERKS		0	11.5	0	0	0	0	0	11.5
21 CUMBERLAND		0	10.4	0	0	0	0	0	10.4
22 DAUPHIN		0	14.3	0	0	1703.3	21910.2	0	23627.8
36 LANCASTER		3192.9	17894.8	4776.1	160.7	19433	24858.7	17.6	70333.8
38 LEBANON		0	440.3	0	0	0	0	0	440.3
50 PERRY		0	8.8	0	0	0	0	0	8.8
67 YORK		0	2044	0	0	0	0	0	2044
DE DELAWARE (ST)		0	18.2	0	0	0	0	0	18.2
<b>Waste Totals:</b>		<b>3192.9</b>	<b>20442.3</b>	<b>4776.1</b>	<b>160.7</b>	<b>21136.3</b>	<b>46768.9</b>	<b>17.6</b>	<b>96494.8</b>



Please Use  
Recycled Paper

Phone: 717-783-9258  
 Printed: 3/9/2015

Also visit our Internet WWW Site at: <http://www.dep.state.pa.us>

DISCLAIMER: While care has been taken in the preparation of this report, there is no warranty or guarantee as to the data, calculation or content accuracy. The Commonwealth reserves the right to update or change any data or presentation format without notice or liability.

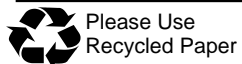
Commonwealth of Pennsylvania  
 Department of Environmental Protection  
 Bureau of Waste Management  
 Division of Reporting and Fee Collection

-----  
 Landfill Waste Receipts  
 in Tons (2000 lbs.) of Waste

For Year:    Quarter:  
 2014       /    3

Disposal Facility: 400592, LCSWMA RESOURCE RECOVERY FACILITY

County/State that Generated Waste	Waste Type:	Municipal	Residual	Sewage Sludge	Infectious	Construction	Ash Residue	Asbestos	Total
06 BERKS		827	180.6	0	0	0	0	0	1007.6
07 BLAIR		0	12.9	0	0	0	0	0	12.9
09 BUCKS		0	524.6	0	0	0	0	0	524.6
11 CAMBRIA		0	14	0	0	0	0	0	14
13 CARBON		0	11.2	0	0	0	0	0	11.2
15 CHESTER		0	131.8	0	0	0	0	0	131.8
18 CLINTON		0	9.8	0	0	0	0	0	9.8
21 CUMBERLAND		0	3.6	0	0	0	0	0	3.6
22 DAUPHIN		0	1172.5	0	0	0	0	0	1172.5
23 DELAWARE		0	4	0	0	0	0	0	4
36 LANCASTER		82446.2	8350.7	1841	0	104.1	0	0	92742
38 LEBANON		0	314.5	0	0	0	0	0	314.5
39 LEHIGH		0	393.6	0	0	0	0	0	393.6
40 LUZERNE		0	18.7	0	0	0	0	0	18.7
45 MONROE		0	184.5	0	0	0	0	0	184.5
46 MONTGOMERY		0	316.3	0	0	0	0	0	316.3
47 MONTOUR		0	6.2	0	0	0	0	0	6.2
48 NORTHAMPTON		0	40.5	0	0	0	0	0	40.5
49 NORTHUMBERLAND		0	12.4	0	0	0	0	0	12.4
51 PHILADELPHIA		20.3	20.7	0	0	0	0	0	41
54 SCHUYLKILL		0	51.5	0	0	0	0	0	51.5
55 SNYDER		0	7.8	0	0	0	0	0	7.8
66 WYOMING		0	1553.8	0	0	0	0	0	1553.8
67 YORK		0	79.4	0	0	0	0	0	79.4
CT CONNECTICUT		0	12.1	0	0	0	0	0	12.1
DE DELAWARE (ST)		0	265.5	0	0	0	0	0	265.5
FL FLORIDA		0	6	0	0	0	0	0	6
IL ILLINOIS		0	75.7	0	0	0	0	0	75.7
LA LOUISIANA		0	35	0	0	0	0	0	35
MD MARYLAND		0	39.8	0	0	0	0	0	39.8
NC NORTH CAROLINA		0	316.8	0	0	0	0	0	316.8
NJ NEW JERSEY		2410.1	561.2	0	0	0	0	0	2971.3
NY NEW YORK		96.5	123.5	0	0	0	0	0	220
<b>Waste Totals:</b>		<b>85800.1</b>	<b>14851.2</b>	<b>1841</b>	<b>0</b>	<b>104.1</b>	<b>0</b>	<b>0</b>	<b>102596.4</b>



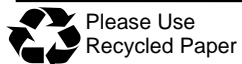
Commonwealth of Pennsylvania  
 Department of Environmental Protection  
 Bureau of Waste Management  
 Division of Reporting and Fee Collection

-----  
 Landfill Waste Receipts  
 in Tons (2000 lbs.) of Waste

For Year:    Quarter:  
 2014       /    3

Disposal Facility: 100963, LYCOMING COUNTY RESOURCE MANAGEMENT SERVICES LANDFILL

County/State that Generated Waste	Waste Type:	Municipal	Residual	Sewage Sludge	Infectious	Construction	Ash Residue	Asbestos	Total
06 BERKS		0	22.9	0	0	0	0	0	22.9
10 BUTLER		0	0.5	0	0	0	0	0	0.5
18 CLINTON		39	217.7	0	0	0	0	0	256.7
19 COLUMBIA		10780.4	3451.2	1787.5	0	3525.9	0	40.3	19585.3
22 DAUPHIN		0	0	0	0	0	0	6.1	6.1
28 FRANKLIN		0	0.8	0	0	0	0	0	0.8
34 JUNIATA		18	0	0	0	0	0	0	18
35 LACKAWANNA		0	0	0	0	0	0	36.5	36.5
40 LUZERNE		0	41.7	0	0	0	0	163.4	205.1
41 LYCOMING		15204.7	4113	2458.2	67.5	917.6	0	10.2	22771.2
47 MONTOUR		2489.4	717.6	0	140.1	1014.2	1.6	25.5	4388.4
49 NORTHUMBERLAND		6882	3095	2205	0	522.1	0	14.6	12718.7
50 PERRY		0	0.2	0	0	0	0	0	0.2
54 SCHUYLKILL		0	0	12.2	0	0	0	56.6	68.8
55 SNYDER		3705.5	923.5	279	0	171.2	9.8	8.6	5097.6
57 SULLIVAN		16.4	0	0	0	0	0	0	16.4
59 TIOGA		1.7	0	0	0	0	0	0	1.7
60 UNION		5638.2	3297.5	838.8	0	645.6	0	21.8	10441.9
64 WAYNE		0	0	0	0	0	0	24.7	24.7
66 WYOMING		0	0.5	0	0	0	0	0	0.5
NJ NEW JERSEY		0	0	0	0	0	0	144.5	144.5
	<b>Waste Totals:</b>	<b>44775.3</b>	<b>15882.1</b>	<b>7580.7</b>	<b>207.6</b>	<b>6796.6</b>	<b>11.4</b>	<b>552.8</b>	<b>75806.5</b>



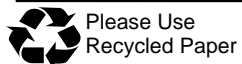
Commonwealth of Pennsylvania  
 Department of Environmental Protection  
 Bureau of Waste Management  
 Division of Reporting and Fee Collection

Landfill Waste Receipts  
 in Tons (2000 lbs.) of Waste

For Year: 2014 / Quarter: 3

Disposal Facility: 100113, MODERN LANDFILL

County/State that Generated Waste	Waste Type:	Municipal	Residual	Sewage Sludge	Infectious	Construction	Ash Residue	Asbestos	Total
01 ADAMS		10.6	381	25.9	0	0	0	0	417.5
06 BERKS		0	326.5	0	0	0	0	0	326.5
09 BUCKS		0	53.3	0	0	0	0	0	53.3
15 CHESTER		0	22.6	0	0	0	0	0	22.6
21 CUMBERLAND		11297	1616	40.6	12.8	1851.5	0	0	14817.9
22 DAUPHIN		0	2587.3	52.2	393.6	2706.5	0	20.4	5760
23 DELAWARE		0	0	0	0	0	0	15	15
31 HUNTINGDON		0	0	0	0	0	16.6	0	16.6
36 LANCASTER		0	10912	0	0	0	0	0	10912
38 LEBANON		0	3453.7	0	0	0	0	0	3453.7
39 LEHIGH		0	48.2	0	0	0	0	0	48.2
40 LUZERNE		0	84.5	0	0	0	0	0	84.5
41 LYCOMING		0	91.3	0	0	0	0	0	91.3
46 MONTGOMERY		0	0	0	0	10083.8	0	19.4	10103.2
48 NORTHAMPTON		0	7.4	0	0	0	0	0	7.4
50 PERRY		0	74.3	0	0	7.5	0	0	81.8
51 PHILADELPHIA		57948.3	0	0	0	0	0	0	57948.3
54 SCHUYLKILL		0	129.8	0	0	0	0	0	129.8
67 YORK		86.6	101939.3	598.2	0	10323.2	0	271	113218.3
CT CONNECTICUT		0	2481.3	0	0	0	0	615.3	3096.6
DC DISRICT OF COLUMBIA		0	4.9	0	0	0	0	4.4	9.3
DE DELAWARE (ST)		0	898.8	0	0	0	0	69.7	968.5
MD MARYLAND		4.1	16886.5	402.5	5710.5	27.5	0	668.8	23699.9
NJ NEW JERSEY		11590.5	1856.5	0	0	0	27.1	3.5	13477.6
NY NEW YORK		0	10.7	0	0	0	0	0	10.7
VA VIRGINIA		0	162.5	0	0	0	0	0	162.5
WV WEST VIRGINIA		0	33.6	0	0	0	0	0	33.6
<b>Waste Totals:</b>		<b>80937.1</b>	<b>144062</b>	<b>1119.4</b>	<b>6116.9</b>	<b>25000</b>	<b>43.7</b>	<b>1687.5</b>	<b>258966.6</b>



Commonwealth of Pennsylvania  
 Department of Environmental Protection  
 Bureau of Waste Management  
 Division of Reporting and Fee Collection

-----  
 Landfill Waste Receipts  
 in Tons (2000 lbs.) of Waste

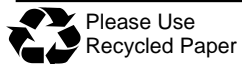
For Year:   Quarter:  
 2014     /     3

Disposal Facility: 100594, MONROEVILLE LANDFILL

County/State that Generated Waste	Waste Type:	Municipal	Residual	Sewage Sludge	Infectious	Construction	Ash Residue	Asbestos	Total
02 ALLEGHENY		62548.5	29570.4	1292.6	919.1	7872.8	570.6	0	102774
03 ARMSTRONG		99.8	327.6	0	0	3.6	0	0	431
10 BUTLER		262.7	35.2	0	0	13.9	0	0	311.8
63 WASHINGTON		0	213.6	0	0	0	0	0	213.6
65 WESTMORELAND		1295.1	144.5	34.7	0	716.6	0	0	2190.9
<b>Waste Totals:</b>		<b>64206.1</b>	<b>30291.3</b>	<b>1327.3</b>	<b>919.1</b>	<b>8606.9</b>	<b>570.6</b>	<b>0</b>	<b>105921.3</b>

Disposal Facility: 101571, MOSTOLLER LANDFILL INC

County/State that Generated Waste	Waste Type:	Municipal	Residual	Sewage Sludge	Infectious	Construction	Ash Residue	Asbestos	Total
02 ALLEGHENY		3.8	0	0	0	0	0	0	3.8
03 ARMSTRONG		0	0	0	0	0	0	4.6	4.6
05 BEDFORD		87.2	113.7	63.2	0	7.4	0	0	271.5
07 BLAIR		14905.7	158.8	0	0	32.2	0	0	15096.7
10 BUTLER		0	20.6	0	0	0	0	0	20.6
11 CAMBRIA		7810.4	222.9	330.2	0	309.6	0	2.1	8675.2
12 CAMERON		0.2	0	0	0	0	0	0	0.2
26 FAYETTE		0	368.5	0	0	0	0	0	368.5
30 GREENE		0	1080.3	0	0	0	0	0	1080.3
31 HUNTINGDON		51.1	101.6	0	0	0	0	0	152.7
32 INDIANA		1.2	0	0	0	139.4	0	0	140.6
56 SOMERSET		7359.5	422.9	438.3	0	753	0	0.3	8974
63 WASHINGTON		0	22.5	0	0	0	0	0	22.5
65 WESTMORELAND		4393.8	9464.3	0	0	81.2	0	0	13939.3
MD MARYLAND		7770.6	0	0	0	289.6	0	0	8060.2
<b>Waste Totals:</b>		<b>42383.5</b>	<b>11976.1</b>	<b>831.7</b>	<b>0</b>	<b>1612.4</b>	<b>0</b>	<b>7</b>	<b>56810.7</b>



Commonwealth of Pennsylvania  
 Department of Environmental Protection  
 Bureau of Waste Management  
 Division of Reporting and Fee Collection

-----  
 Landfill Waste Receipts  
 in Tons (2000 lbs.) of Waste

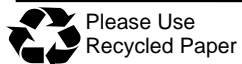
For Year:    Quarter:  
 2014       /       3

Disposal Facility: 101100, MOUNTAIN VIEW RECLAMATION LANDFILL

County/State that Generated Waste	Waste Type:	Municipal	Residual	Sewage Sludge	Infectious	Construction	Ash Residue	Asbestos	Total
01 ADAMS		2999.4	632.3	0	0	269.6	0	0	3901.3
21 CUMBERLAND		3761	433.2	3.5	0	1051.7	0	0	5249.4
22 DAUPHIN		120.5	544.7	55.7	0	2402.6	0	0	3123.5
28 FRANKLIN		5564.2	1631.4	159.3	0	933.1	0	0	8288
29 FULTON		16.1	272.2	0	0	14.3	0	0	302.6
49 NORTHUMBERLAND		3129.2	0	0	0	0	0	0	3129.2
50 PERRY		362	0	0	0	257.7	0	0	619.7
67 YORK		673	0.1	0	0	281.9	0	0	955
MD MARYLAND		41904.4	4638	101.8	0	948.1	0	0	47592.3
VA VIRGINIA		0	0	0	0	8.7	0	0	8.7
WV WEST VIRGINIA		4304.1	422.1	0	0	430.5	0	5.1	5161.8
<b>Waste Totals:</b>		<b>62833.9</b>	<b>8574</b>	<b>320.3</b>	<b>0</b>	<b>6598.2</b>	<b>0</b>	<b>5.1</b>	<b>78331.5</b>

Disposal Facility: 100585, NORTHWEST SANITARY LANDFILL

County/State that Generated Waste	Waste Type:	Municipal	Residual	Sewage Sludge	Infectious	Construction	Ash Residue	Asbestos	Total
02 ALLEGHENY		1389.9	5571.4	0	0	75.7	0	642.7	7679.7
03 ARMSTRONG		1507.7	5.3	0	0	21.8	0	0	1534.8
04 BEAVER		21.1	0	15.5	0	3.5	0	0	40.1
10 BUTLER		7209.4	26495.6	702.8	0	1386.5	0	10.5	35804.8
16 CLARION		271.4	340.8	19.1	0	70.3	0	0	701.6
20 CRAWFORD		109.4	55.9	0	0	0	0	0	165.3
32 INDIANA		0	76.7	0	0	14.2	0	0	90.9
37 LAWRENCE		3231.5	3.9	0	0	32.1	0	0	3267.5
43 MERCER		171.6	230	49.1	0	45.3	0	0	496
61 VENANGO		743.6	911.9	0	0	114.3	0	0	1769.8
<b>Waste Totals:</b>		<b>14655.6</b>	<b>33691.5</b>	<b>786.5</b>	<b>0</b>	<b>1763.7</b>	<b>0</b>	<b>653.2</b>	<b>51550.5</b>



Please Use  
Recycled Paper

Phone: 717-783-9258  
 Printed: 3/9/2015

Also visit our Internet WWW Site at: <http://www.dep.state.pa.us>

DISCLAIMER: While care has been taken in the preparation of this report, there is no warranty or guarantee as to the data, calculation or content accuracy. The Commonwealth reserves the right to update or change any data or presentation format without notice or liability.

Commonwealth of Pennsylvania  
 Department of Environmental Protection  
 Bureau of Waste Management  
 Division of Reporting and Fee Collection

-----  
 Landfill Waste Receipts  
 in Tons (2000 lbs.) of Waste

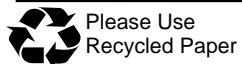
For Year:    Quarter:  
 2014       /       3

Disposal Facility: 100346, PIONEER CROSSING LANDFILL

County/State that Generated Waste	Waste Type:	Municipal	Residual	Sewage Sludge	Infectious	Construction	Ash Residue	Asbestos	Total
06 BERKS		10350.6	1499.5	714.2	0	348.7	14.7	0	12927.7
08 BRADFORD		0	43.6	0	0	0	0	0	43.6
09 BUCKS		1290.5	38.3	12.9	103.4	0	0	0	1445.1
15 CHESTER		556.5	160.8	24.1	0	46.7	0	0	788.1
23 DELAWARE		4.3	4.4	0	0	86.6	0	0	95.3
36 LANCASTER		374.3	0	0	0	0	0	0	374.3
39 LEHIGH		2989.8	1768.3	0	71.9	0	0	0	4830
46 MONTGOMERY		22536.4	1181.8	462.8	0.5	164.4	39.4	0	24385.3
48 NORTHAMPTON		3.4	763.5	0	939.1	0	0	0	1706
51 PHILADELPHIA		32.3	139.4	0	540.7	0	0	0	712.4
NJ NEW JERSEY		0	247.1	573.2	0	0	0	0	820.3
NY NEW YORK		497.4	159.3	78.3	49.7	0	0	0	784.7
<b>Waste Totals:</b>		<b>38635.5</b>	<b>6006</b>	<b>1865.5</b>	<b>1705.3</b>	<b>646.4</b>	<b>54.1</b>	<b>0</b>	<b>48912.8</b>

Disposal Facility: 101069, S.E.C.C.R.A. LANDFILL

County/State that Generated Waste	Waste Type:	Municipal	Residual	Sewage Sludge	Infectious	Construction	Ash Residue	Asbestos	Total
15 CHESTER		18922.1	790.7	385	0	7747.2	0	0	27845
<b>Waste Totals:</b>		<b>18922.1</b>	<b>790.7</b>	<b>385</b>	<b>0</b>	<b>7747.2</b>	<b>0</b>	<b>0</b>	<b>27845</b>



Please Use  
Recycled Paper

Phone: 717-783-9258

Printed: 3/9/2015

Also visit our Internet WWW Site at: <http://www.dep.state.pa.us>

DISCLAIMER: While care has been taken in the preparation of this report, there is no warranty or guarantee as to the data, calculation or content accuracy. The Commonwealth reserves the right to update or change any data or presentation format without notice or liability.



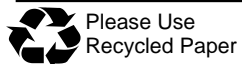
Commonwealth of Pennsylvania  
 Department of Environmental Protection  
 Bureau of Waste Management  
 Division of Reporting and Fee Collection

-----  
 Landfill Waste Receipts  
 in Tons (2000 lbs.) of Waste

For Year:    Quarter:  
 2014       /       3

Disposal Facility: 101538, SANDY RUN LANDFILL INC.

County/State that Generated Waste	Waste Type:	Municipal	Residual	Sewage Sludge	Infectious	Construction	Ash Residue	Asbestos	Total
05 BEDFORD		9419.7	379.5	39.1	0	70.5	0	0	9908.8
07 BLAIR		756.7	375.6	0	0	243.6	0	0	1375.9
21 CUMBERLAND		0	0	0	0	919.5	0	0	919.5
29 FULTON		832.6	0	0	0	58.6	0	0	891.2
31 HUNTINGDON		8308.2	38.4	0	0	13.6	0	0	8360.2
34 JUNIATA		0	121.7	0	0	71.7	0	0	193.4
39 LEHIGH		20.3	0	0	0	0	0	0	20.3
44 MIFFLIN		0	208.9	0	0	0	0	0	208.9
50 PERRY		0	27.2	0	0	0	0	0	27.2
63 WASHINGTON		6	0	0	0	0	0	0	6
MD MARYLAND		4103.7	0	0	0	47.8	0	0	4151.5
<b>Waste Totals:</b>		<b>23447.2</b>	<b>1151.3</b>	<b>39.1</b>	<b>0</b>	<b>1425.3</b>	<b>0</b>	<b>0</b>	<b>26062.9</b>



Please Use  
Recycled Paper

Phone: 717-783-9258  
 Printed: 3/9/2015

Also visit our Internet WWW Site at: <http://www.dep.state.pa.us>

DISCLAIMER: While care has been taken in the preparation of this report, there is no warranty or guarantee as to the data, calculation or content accuracy. The Commonwealth reserves the right to update or change any data or presentation format without notice or liability.

Commonwealth of Pennsylvania  
Department of Environmental Protection  
Bureau of Waste Management  
Division of Reporting and Fee Collection

-----  
Landfill Waste Receipts  
in Tons (2000 lbs.) of Waste

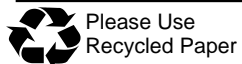
For Year:    Quarter:  
2014       /       3

Disposal Facility: 100403, SENECA LANDFILL INC

County/State that Generated Waste	Waste Type:	Municipal	Residual	Sewage Sludge	Infectious	Construction	Ash Residue	Asbestos	Total
02 ALLEGHENY		13939.3	10090.6	1105.3	0	1564.1	0	0	26699.3
03 ARMSTRONG		1035.3	212.8	149	0	134.6	0	0	1531.7
04 BEAVER		13588.7	468.7	0	0	58	0	0	14115.4
10 BUTLER		22189.7	10641.1	940.8	0	3550.1	0	0	37321.7
11 CAMBRIA		0	0	0	0	0	0	0	0
16 CLARION		0	36.7	0	0	0	0	0	36.7
20 CRAWFORD		0	520.4	65.4	0	0	0	0	585.8
25 ERIE		0	0	67.7	0	0	0	0	67.7
26 FAYETTE		0	0	0	0	0	0	0	0
27 FOREST		0	0	82.8	0	0	0	0	82.8
32 INDIANA		0	200.9	0	0	0	0	0	200.9
33 JEFFERSON		0	0	0	0	0	0	0	0
37 LAWRENCE		181.9	473.2	0	0	83.5	0	0	738.6
43 MERCER		30557.1	1692.8	139.4	0	44.9	0	0	32434.2
60 UNION		0	0	0	0	0	0	0	0
61 VENANGO		15.9	879.7	406.5	0	411.2	0	0	1713.3
63 WASHINGTON		12.8	0	390.4	0	0	0	0	403.2
65 WESTMORELAND		448.4	37.8	469.2	0	60.5	0	0	1015.9
OH OHIO		3723.5	0	0	0	0	0	0	3723.5
<b>Waste Totals:</b>		<b>85692.6</b>	<b>25254.7</b>	<b>3816.5</b>	<b>0</b>	<b>5906.9</b>	<b>0</b>	<b>0</b>	<b>120670.7</b>

Disposal Facility: 100592, SOUTH HILLS LANDFILL INC

County/State that Generated Waste	Waste Type:	Municipal	Residual	Sewage Sludge	Infectious	Construction	Ash Residue	Asbestos	Total
02 ALLEGHENY		13227.2	6060.3	299.9	0	5146.2	1011.6	0	25745.2
26 FAYETTE		86.6	677	0	0	32.9	0	0	796.5
30 GREENE		0	231.5	0	0	0	0	0	231.5
63 WASHINGTON		2529.6	1339	0	0	459.2	0	0	4327.8
65 WESTMORELAND		0	304.4	0	0	12.1	0	0	316.5
OH OHIO		0	588.5	0	0	0	0	0	588.5
WV WEST VIRGINIA		0	4660.8	0	0	0	0	0	4660.8
<b>Waste Totals:</b>		<b>15843.4</b>	<b>13861.5</b>	<b>299.9</b>	<b>0</b>	<b>5650.4</b>	<b>1011.6</b>	<b>0</b>	<b>36666.8</b>



Commonwealth of Pennsylvania  
 Department of Environmental Protection  
 Bureau of Waste Management  
 Division of Reporting and Fee Collection

-----  
 Landfill Waste Receipts  
 in Tons (2000 lbs.) of Waste

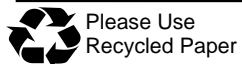
For Year:    Quarter:  
 2014       /       3

Disposal Facility: 100081, SOUTHERN ALLEGHENIES LANDFILL INC

County/State that Generated Waste	Waste Type:	Municipal	Residual	Sewage Sludge	Infectious	Construction	Ash Residue	Asbestos	Total
03 ARMSTRONG		4.7	0	0	0	0	0	0	4.7
05 BEDFORD		64.3	149.7	0	0	15.8	0	22.7	252.5
07 BLAIR		141.2	507.4	0	0	0	0	38.2	686.8
11 CAMBRIA		7510.6	1780.5	0	0	1092.2	0	8.6	10391.9
25 ERIE		0	0	0	0	0	0	11	11
32 INDIANA		4.4	0	0	0	2.4	0	0	6.8
40 LUZERNE		0	946.5	0	0	0	0	0	946.5
56 SOMERSET		5260.1	1040.4	131.3	0	292.1	0	0	6723.9
65 WESTMORELAND		51.1	13.5	0	0	1.2	0	0	65.8
MD MARYLAND		0	35	0	0	0	0	0	35
NY NEW YORK		0	0	0	0	0	0	187.7	187.7
<b>Waste Totals:</b>		<b>13036.4</b>	<b>4473</b>	<b>131.3</b>	<b>0</b>	<b>1403.7</b>	<b>0</b>	<b>268.2</b>	<b>19312.6</b>

Disposal Facility: 100277, TERVITA SANITARY LANDFILL

County/State that Generated Waste	Waste Type:	Municipal	Residual	Sewage Sludge	Infectious	Construction	Ash Residue	Asbestos	Total
02 ALLEGHENY		12352.1	9065.4	2391.9	0	2960.4	0	134	26903.8
04 BEAVER		0	0	0	0	4.3	0	0	4.3
11 CAMBRIA		0	0	0	0	13.5	0	0	13.5
26 FAYETTE		3014.9	999.5	57.8	0	1333.2	0	0	5405.4
30 GREENE		771.8	9338	0	0	303	0	0	10412.8
32 INDIANA		0	10.7	0	0	1.7	0	0	12.4
63 WASHINGTON		8137.5	2206.4	156.3	0	3686.9	0	125.2	14312.3
65 WESTMORELAND		6852	2051.9	326.7	0	3892.2	0	58.5	13181.3
OH OHIO		0	0	0	0	0.7	0	0	0.7
WV WEST VIRGINIA		56	0	0	0	93.7	0	0	149.7
<b>Waste Totals:</b>		<b>31184.3</b>	<b>23671.9</b>	<b>2932.7</b>	<b>0</b>	<b>12289.6</b>	<b>0</b>	<b>317.7</b>	<b>70396.2</b>



Commonwealth of Pennsylvania  
Department of Environmental Protection  
Bureau of Waste Management  
Division of Reporting and Fee Collection

-----  
Landfill Waste Receipts  
in Tons (2000 lbs.) of Waste

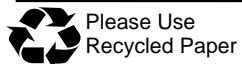
For Year:    Quarter:  
2014       /       3

Disposal Facility: 101494, TULLYTOWN RESOURCE RECOVERY FACILITY

County/State that Generated Waste	Waste Type:	Municipal	Residual	Sewage Sludge	Infectious	Construction	Ash Residue	Asbestos	Total
06 BERKS		0	23.9	0	0	0	0	0	23.9
09 BUCKS		8616.2	16786.4	1168.6	154.2	684.7	36500.7	150.8	64061.6
15 CHESTER		0	24.3	12.5	0	11.6	0	0.1	48.5
21 CUMBERLAND		4.8	0	0	0	0	0	0	4.8
23 DELAWARE		3710.6	39.1	160	220.7	12.4	0	259.4	4402.2
36 LANCASTER		0	2.4	0	0	0	0	0	2.4
39 LEHIGH		0	0	0	0	0	0	3.1	3.1
45 MONROE		0	5.5	0	0	0	0	0	5.5
46 MONTGOMERY		8773.3	2917.8	873.3	158.1	179.7	0	2629.1	15531.3
51 PHILADELPHIA		26455.1	2808.6	2391.3	643.4	1197.3	0	610.8	34106.5
CT CONNECTICUT		0	19.6	0	319.5	1.9	0	10.5	351.5
DC DISRICT OF COLUMBIA		0	0	0	0	2.2	0	7.6	9.8
DE DELAWARE (ST)		0	177.6	0	0	87.8	0	623.9	889.3
MD MARYLAND		0	1.1	0	0	69.5	0	4.7	75.3
NJ NEW JERSEY		127155.7	25734.7	8351.1	0	72692.7	99.8	748.3	234782.3
NY NEW YORK		147242.1	1032.9	23778.9	6.8	4211.5	0	119.4	176391.6
VA VIRGINIA		0	0	0	0	4.5	0	0	4.5
<b>Waste Totals:</b>		<b>321957.8</b>	<b>49573.9</b>	<b>36735.7</b>	<b>1502.7</b>	<b>79155.8</b>	<b>36600.5</b>	<b>5167.7</b>	<b>530694.1</b>

Disposal Facility: 100280, VALLEY LANDFILL

County/State that Generated Waste	Waste Type:	Municipal	Residual	Sewage Sludge	Infectious	Construction	Ash Residue	Asbestos	Total
02 ALLEGHENY		8169.9	20178.5	344.6	0	4248.3	0	41.2	32982.5
03 ARMSTRONG		1839.4	0	0	0	91.2	0	0	1930.6
10 BUTLER		219.2	0	0	0	57.2	0	0	276.4
26 FAYETTE		175.1	30.2	0	0	58.7	0	0	264
32 INDIANA		0	140.5	0	0	1.7	0	0	142.2
65 WESTMORELAND		25339.3	11909.7	994.8	31.8	6917.6	0	25.2	45218.4
<b>Waste Totals:</b>		<b>35742.9</b>	<b>32258.9</b>	<b>1339.4</b>	<b>31.8</b>	<b>11374.7</b>	<b>0</b>	<b>66.4</b>	<b>80814.1</b>



Please Use  
Recycled Paper

Phone: 717-783-9258  
Printed: 3/9/2015

Also visit our Internet WWW Site at: <http://www.dep.state.pa.us>

DISCLAIMER: While care has been taken in the preparation of this report, there is no warranty or guarantee as to the data, calculation or content accuracy. The Commonwealth reserves the right to update or change any data or presentation format without notice or liability.

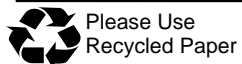
Commonwealth of Pennsylvania  
 Department of Environmental Protection  
 Bureau of Waste Management  
 Division of Reporting and Fee Collection

-----  
 Landfill Waste Receipts  
 in Tons (2000 lbs.) of Waste

For Year:    Quarter:  
 2014       /       3

Disposal Facility: 100739, WESTERN BERKS COMMUNITY LANDFILL

County/State that Generated Waste	Waste Type:	Municipal	Residual	Sewage Sludge	Infectious	Construction	Ash Residue	Asbestos	Total
06 BERKS		13994	13453.2	3577.9	0	2678	0	1247.3	34950.4
09 BUCKS		1178.8	0	0	0	0	0	65.8	1244.6
13 CARBON		0	0	12.1	0	0	0	7.6	19.7
15 CHESTER		15.5	0	0	0	0	0	0	15.5
21 CUMBERLAND		10.1	0	0	0	0	0	0	10.1
23 DELAWARE		0	0	1724.3	0	0	0	23.4	1747.7
28 FRANKLIN		0	0	0	0	0	0	0.7	0.7
36 LANCASTER		0	0	0	0	0	0	19.9	19.9
38 LEBANON		0	0	0	0	0	0	5.9	5.9
39 LEHIGH		0	10.9	0	0	1.3	0	78.4	90.6
40 LUZERNE		0	0	0	0	0	0	50.4	50.4
41 LYCOMING		0	0	0	0	0	0	61.6	61.6
45 MONROE		11.9	0	0	0	0	0	0	11.9
46 MONTGOMERY		9080.4	2359.8	1816.9	0	573.5	0	356.9	14187.5
48 NORTHAMPTON		0	0	567.4	0	0	0	17.8	585.2
49 NORTHUMBERLAND		0	0	17.7	0	0	0	0	17.7
51 PHILADELPHIA		0	0	0	0	0	0	5	5
54 SCHUYLKILL		0	0	0	0	86.4	0	14.4	100.8
NJ NEW JERSEY		6278.6	0	0	0	0	0	493.4	6772
<b>Waste Totals:</b>		<b>30569.3</b>	<b>15823.9</b>	<b>7716.3</b>	<b>0</b>	<b>3339.2</b>	<b>0</b>	<b>2448.5</b>	<b>59897.2</b>



Please Use  
Recycled Paper

Phone: 717-783-9258  
 Printed: 3/9/2015

Also visit our Internet WWW Site at: <http://www.dep.state.pa.us>

DISCLAIMER: While care has been taken in the preparation of this report, there is no warranty or guarantee as to the data, calculation or content accuracy. The Commonwealth reserves the right to update or change any data or presentation format without notice or liability.

Commonwealth of Pennsylvania  
 Department of Environmental Protection  
 Bureau of Waste Management  
 Division of Reporting and Fee Collection

-----  
 Landfill Waste Receipts  
 in Tons (2000 lbs.) of Waste

For Year:    Quarter:  
 2014       /       3

Disposal Facility: 400633, WHEELABRATOR FALLS INC

County/State that Generated Waste	Waste Type:	Municipal	Residual	Sewage Sludge	Infectious	Construction	Ash Residue	Asbestos	Total
06 BERKS		14.7	0	0	0	0	0	0	14.7
09 BUCKS		38353	80.6	0	0	5209.9	0	0	43643.5
15 CHESTER		0	72.4	0	0	0	0	0	72.4
38 LEBANON		0	1353.9	0	0	0	0	0	1353.9
39 LEHIGH		0	46.7	0	0	0	0	0	46.7
40 LUZERNE		0	151.7	0	0	0	0	0	151.7
46 MONTGOMERY		81.4	62.2	0	0	0	0	0	143.6
51 PHILADELPHIA		83087.9	466.2	0	0	0	0	0	83554.1
60 UNION		0	11.7	0	0	0	0	0	11.7
67 YORK		0	497	0	0	0	0	0	497
DE DELAWARE (ST)		0	16.7	0	0	0	0	0	16.7
NJ NEW JERSEY		5970.9	781.1	0	0	0	0	0	6752
NY NEW YORK		3093.3	36.8	0	0	0	0	0	3130.1
<b>Waste Totals:</b>		<b>130601.2</b>	<b>3577</b>	<b>0</b>	<b>0</b>	<b>5209.9</b>	<b>0</b>	<b>0</b>	<b>139388.1</b>

Disposal Facility: 400561, YORK COUNTY RESOURCE RECOVERY CENTER

County/State that Generated Waste	Waste Type:	Municipal	Residual	Sewage Sludge	Infectious	Construction	Ash Residue	Asbestos	Total
01 ADAMS		3340	245.2	0	0	0	0	0	3585.2
06 BERKS		0	1.3	0	0	0	0	0	1.3
21 CUMBERLAND		4468.9	0	0	0	0	0	0	4468.9
22 DAUPHIN		3888.9	0	0	0	0	0	0	3888.9
44 MIFFLIN		0	105.5	0	0	0	0	0	105.5
51 PHILADELPHIA		5696.6	0	0	0	0	0	0	5696.6
67 YORK		76495.8	2475	0	0	0	0	0	78970.8
MD MARYLAND		15901.9	0	0	0	0	0	0	15901.9
NJ NEW JERSEY		1252.6	0	0	0	0	0	0	1252.6
<b>Waste Totals:</b>		<b>111044.7</b>	<b>2827</b>	<b>0</b>	<b>0</b>	<b>0</b>	<b>0</b>	<b>0</b>	<b>113871.7</b>

