

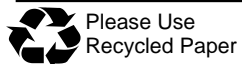
Commonwealth of Pennsylvania  
 Department of Environmental Protection  
 Bureau of Waste Management  
 Division of Reporting and Fee Collection

-----  
 Landfill Waste Receipts  
 in Tons (2000 lbs.) of Waste

For Year:    Quarter:  
 2014       /       4

Disposal Facility: 100419, ADVANCED DISPOSAL SERVICES CHESTNUT VALLEY LANDFILL INC

County/State that Generated Waste	Waste Type:	Municipal	Residual	Sewage Sludge	Processed Medical	Construction	WTE Ash Residue	Asbestos	Total
02 ALLEGHENY		155.9	13.4	0	0	0	0	101.7	271
24 ELK		17	0	0	0	0	0	0	17
26 FAYETTE		15621.5	1115.8	1069.3	0	2459	0	0	20265.6
30 GREENE		3726.6	51976.8	923.6	0	1448.2	0	283.4	58358.6
32 INDIANA		0	0	0	0	27.3	0	0	27.3
56 SOMERSET		171.5	85.2	0	0	0	0	0	256.7
63 WASHINGTON		1191.2	121.4	75.1	0	53.7	0	0	1441.4
65 WESTMORELAND		1621.6	69.6	0	0	1.3	0	0	1692.5
OH OHIO		0	0	0	0	3.4	0	0	3.4
WV WEST VIRGINIA		71.7	7574.4	0	0	284	0	78.4	8008.5
<b>Waste Totals:</b>		<b>22577</b>	<b>60956.6</b>	<b>2068</b>	<b>0</b>	<b>4276.9</b>	<b>0</b>	<b>463.5</b>	<b>90342</b>



Please Use  
Recycled Paper

Phone: 717-783-9258  
 Printed: 1/8/2016

Also visit our Internet WWW Site at: <http://www.dep.state.pa.us>

DISCLAIMER: While care has been taken in the preparation of this report, there is no warranty or guarantee as to the data, calculation or content accuracy. The Commonwealth reserves the right to update or change any data or presentation format without notice or liability.

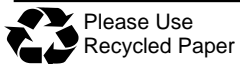
Commonwealth of Pennsylvania  
 Department of Environmental Protection  
 Bureau of Waste Management  
 Division of Reporting and Fee Collection

-----  
 Landfill Waste Receipts  
 in Tons (2000 lbs.) of Waste

For Year:    Quarter:  
 2014       /       4

Disposal Facility: 101397, ADVANCED DISPOSAL SERVICES GREENTREE LANDFILL LLC.

County/State that Generated Waste	Waste Type:	Municipal	Residual	Sewage Sludge	Processed Medical	Construction	WTE Ash Residue	Asbestos	Total
03 ARMSTRONG		0	176.8	0	0	0	0	0	176.8
05 BEDFORD		0	5.2	0	0	0	0	0	5.2
07 BLAIR		199.4	879.1	2230.2	0	0	0	5.3	3314
09 BUCKS		0	474.2	0	0	2708.2	0	0	3182.4
10 BUTLER		0	5510.4	0	0	0	0	0	5510.4
11 CAMBRIA		0	155.3	0	0	7.9	0	0	163.2
12 CAMERON		660.7	1805.1	119.1	0	143.6	0	0	2728.5
14 CENTRE		23387.2	1271.8	203.3	0	6.1	277.8	1.2	25147.4
16 CLARION		8530.2	4626.6	20.7	0	44.3	8.9	0	13230.7
17 CLEARFIELD		10754	1443.2	385.9	0	2320.4	0	2.6	14906.1
20 CRAWFORD		14	243.6	0	0	0	65.5	0	323.1
23 DELAWARE		0	13.3	0	0	0	0	0	13.3
24 ELK		2576	7564.8	925.4	0	681.8	0	69.5	11817.5
25 ERIE		0	15.7	0	0	0	0	0	15.7
27 FOREST		0	192.4	4.6	0	10.7	0	0	207.7
31 HUNTINGDON		0	0	38.4	0	0	0	0	38.4
32 INDIANA		426	0	0	0	0	0	3.6	429.6
33 JEFFERSON		4602.8	7366.2	212.7	0	533.8	0	0.1	12715.6
42 MCKEAN		5.5	222.3	0	0	0	1068.8	4.5	1301.1
51 PHILADELPHIA		471.1	0	0	0	0	0	0	471.1
53 POTTER		0	252.4	0	0	0	0	0	252.4
59 TIOGA		0	4	0	0	0	0	0	4
61 VENANGO		0	73.5	135.4	0	0	0	0.1	209
62 WARREN		7251.2	1476.2	202	0	0	0	28.1	8957.5
63 WASHINGTON		0	12.7	0	0	0	0	0	12.7
CO COLORADO		0	3.8	0	0	0	0	0	3.8
CT CONNECTICUT		0	5511.6	0	0	3.9	0	680.2	6195.7
DE DELAWARE (ST)		0	95	0	0	0	0	0	95
MA MASSACHUSETTS		413.9	0	0	0	0	0	0	413.9
NJ NEW JERSEY		11149.2	11301.2	3470.4	0	110.8	0	24.8	26056.4
NY NEW YORK		4905	390.9	12729.5	0	0	1342	39	19406.4
VA VIRGINIA		0	8.1	0	0	0	0	0	8.1
<b>Waste Totals:</b>		<b>75346.2</b>	<b>51095.4</b>	<b>20677.6</b>	<b>0</b>	<b>6571.5</b>	<b>2763</b>	<b>859</b>	<b>157312.7</b>



Commonwealth of Pennsylvania  
 Department of Environmental Protection  
 Bureau of Waste Management  
 Division of Reporting and Fee Collection

Landfill Waste Receipts  
 in Tons (2000 lbs.) of Waste

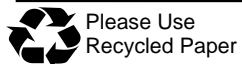
For Year: 2014 / Quarter: 4

Disposal Facility: 100933, ALLIANCE SANITARY LANDFILL INC

County/State that Generated Waste	Waste Type:	Municipal	Residual	Sewage Sludge	Processed Medical	Construction	WTE Ash Residue	Asbestos	Total
08 BRADFORD		0	176.7	0	0	0	0	0	176.7
13 CARBON		45.4	0	0	0	0	0	0	45.4
19 COLUMBIA		40.4	0	0	0	0	0	0	40.4
35 LACKAWANNA		11408.5	789.2	39.6	0	539.1	0	11	12787.4
40 LUZERNE		20066.3	754.5	3282.9	0	123.6	0	0	24227.3
41 LYCOMING		0	57.9	0	0	0	0	0	57.9
45 MONROE		1214.5	54	0	0	29.7	0	0	1298.2
48 NORTHAMPTON		0	19.5	0	0	0	0	0	19.5
52 PIKE		4654.9	0	0	0	0	0	0	4654.9
54 SCHUYLKILL		11.4	18.9	0	0	0	0	0	30.3
57 SULLIVAN		0	2404.8	0	0	0	0	0	2404.8
58 SUSQUEHANNA		1502.4	13839	45.1	0	715.8	0	0	16102.3
64 WAYNE		4028.5	49.7	0	0	0.9	0	0	4079.1
66 WYOMING		1309.4	131	0	0	2	0	0	1442.4
NY NEW YORK		698.7	32	0	0	0.5	0	0	731.2
<b>Waste Totals:</b>		<b>44980.4</b>	<b>18327.2</b>	<b>3367.6</b>	<b>0</b>	<b>1411.6</b>	<b>0</b>	<b>11</b>	<b>68097.8</b>

Disposal Facility: 100172, ARDEN LANDFILL INC.

County/State that Generated Waste	Waste Type:	Municipal	Residual	Sewage Sludge	Processed Medical	Construction	WTE Ash Residue	Asbestos	Total
02 ALLEGHENY		16797	3109.4	0	0	1880.2	0	0	21786.6
04 BEAVER		15771.2	193.3	104.7	0	36.2	0	0	16105.4
08 BRADFORD		0	87	0	0	0	0	0	87
10 BUTLER		0	1116.1	0	0	0	0	0	1116.1
26 FAYETTE		276.1	1411.6	0	0	23.5	0	0	1711.2
30 GREENE		1298.5	10087.6	0	0	1221.4	0	0	12607.5
41 LYCOMING		0	26.1	0	0	0	0	0	26.1
56 SOMERSET		0	18	0	0	0	0	0	18
63 WASHINGTON		15434.3	51584.1	1189.4	154.3	4389.2	0	0	72751.3
65 WESTMORELAND		8.6	235.5	0	0	3.6	0	0	247.7
OH OHIO		201.4	4933.5	11	0	86.4	0	0	5232.3
WV WEST VIRGINIA		759.7	16228.6	0	0	879.8	0	0	17868.1
<b>Waste Totals:</b>		<b>50546.8</b>	<b>89030.8</b>	<b>1305.1</b>	<b>154.3</b>	<b>8520.3</b>	<b>0</b>	<b>0</b>	<b>149557.3</b>



Commonwealth of Pennsylvania  
 Department of Environmental Protection  
 Bureau of Waste Management  
 Division of Reporting and Fee Collection

-----  
 Landfill Waste Receipts  
 in Tons (2000 lbs.) of Waste

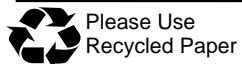
For Year:    Quarter:  
 2014       /       4

Disposal Facility: 101243, BRADFORD COUNTY SANITARY LANDFILL

County/State that Generated Waste	Waste Type:	Municipal	Residual	Sewage Sludge	Processed Medical	Construction	WTE Ash Residue	Asbestos	Total
08 BRADFORD		7040.5	4010.8	121.8	0	3263.2	0	0	14436.3
41 LYCOMING		0	104.6	0	0	0	0	0	104.6
53 POTTER		2	0	0	0	1.3	0	0	3.3
57 SULLIVAN		508.6	1.2	2.4	0	336.3	0	0	848.5
58 SUSQUEHANNA		377	8	0	0	40.4	0	0	425.4
59 TIOGA		4038.8	4991.7	360.4	0	266.3	0	0	9657.2
66 WYOMING		765.3	92.5	0	0	496.7	0	0	1354.5
<b>Waste Totals:</b>		<b>12732.2</b>	<b>9208.8</b>	<b>484.6</b>	<b>0</b>	<b>4404.2</b>	<b>0</b>	<b>0</b>	<b>26829.8</b>

Disposal Facility: 100361, Casella McKean County Landfill

County/State that Generated Waste	Waste Type:	Municipal	Residual	Sewage Sludge	Processed Medical	Construction	WTE Ash Residue	Asbestos	Total
03 ARMSTRONG		0	48.2	0	0	0	0	0	48.2
08 BRADFORD		0	2.1	0	0	0	0	0	2.1
12 CAMERON		0	1427.5	0	0	21.2	0	0	1448.7
17 CLEARFIELD		0	188.2	0	0	32.6	0	0	220.8
24 ELK		1864.4	1199.7	494	0	642.2	0	0	4200.3
27 FOREST		4.2	53.1	0	0	3.8	0	0	61.1
33 JEFFERSON		1283.5	1.7	0	0	46.2	0	0	1331.4
42 MCKEAN		3923.5	4904.6	905.9	0	2372.4	742.3	0	12848.7
53 POTTER		0	20.9	14	0	0	0	0	34.9
58 SUSQUEHANNA		0	451.6	0	0	0	0	0	451.6
59 TIOGA		0	94.6	0	0	0	0	0	94.6
62 WARREN		0	68.2	54.8	0	135.5	0	0	258.5
MA MASSACHUSETTS		0	25.2	0	0	0	0	0	25.2
<b>Waste Totals:</b>		<b>7075.6</b>	<b>8485.6</b>	<b>1468.7</b>	<b>0</b>	<b>3253.9</b>	<b>742.3</b>	<b>0</b>	<b>21026.1</b>



Please Use  
Recycled Paper

Phone: 717-783-9258  
 Printed: 1/8/2016

Also visit our Internet WWW Site at: <http://www.dep.state.pa.us>

DISCLAIMER: While care has been taken in the preparation of this report, there is no warranty or guarantee as to the data, calculation or content accuracy. The Commonwealth reserves the right to update or change any data or presentation format without notice or liability.

Commonwealth of Pennsylvania  
 Department of Environmental Protection  
 Bureau of Waste Management  
 Division of Reporting and Fee Collection

-----  
 Landfill Waste Receipts  
 in Tons (2000 lbs.) of Waste

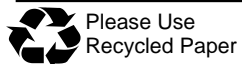
For Year:    Quarter:  
 2014       /       4

Disposal Facility: 100944, CHESTER COUNTY SWA LANCHESTER LANDFILL

County/State that Generated Waste	Waste Type:	Municipal	Residual	Sewage Sludge	Processed Medical	Construction	WTE Ash Residue	Asbestos	Total
06 BERKS		6328.5	4591.7	0	0	1458.4	2598.5	9.7	14986.8
09 BUCKS		13.1	0	0	0	0	0	0	13.1
15 CHESTER		55948	1102.2	1085.6	0	6584.6	3562.4	14.8	68297.6
22 DAUPHIN		0	0	0	0	0	0	0	0
23 DELAWARE		0.6	0	0	0	2.7	0	0.2	3.5
24 ELK		0	0	0	0	0	0	0	0
36 LANCASTER		82.9	82.3	7.6	0	165.4	0	0	338.2
38 LEBANON		0.5	12.5	0	0	0	0	0	13
39 LEHIGH		0	0	0	0	0	0	0	0
46 MONTGOMERY		943.6	0.7	0	0	73.7	0	0	1018
51 PHILADELPHIA		0	0	0	0	0	0	0	0
DE DELAWARE (ST)		0	1575	0	0	0	0	0	1575
<b>Waste Totals:</b>		<b>63317.2</b>	<b>7364.4</b>	<b>1093.2</b>	<b>0</b>	<b>8284.8</b>	<b>6160.9</b>	<b>24.7</b>	<b>86245.2</b>

Disposal Facility: 100022, CHRIN BROTHERS SANITARY LANDFILL

County/State that Generated Waste	Waste Type:	Municipal	Residual	Sewage Sludge	Processed Medical	Construction	WTE Ash Residue	Asbestos	Total
06 BERKS		0	0	0	0	1.6	0	0	1.6
09 BUCKS		454.5	116.7	0	0	467	0	0	1038.2
13 CARBON		91.8	0	0	0	257	0	0	348.8
39 LEHIGH		11603	328.1	0	0	2671	0	85.6	14687.7
45 MONROE		2439	23.6	0	0	990.4	0	11.9	3464.9
46 MONTGOMERY		0	0	0	0	29.1	0	0	29.1
48 NORTHAMPTON		18139.9	1666.2	409.3	0	5640.2	0	127.4	25983
52 PIKE		0	0	0	0	40.2	0	2.9	43.1
54 SCHUYLKILL		4.6	0	0	0	0	1.3	0	5.9
NJ NEW JERSEY		4067.8	74.7	0	0	1527.4	0	188.6	5858.5
<b>Waste Totals:</b>		<b>36800.6</b>	<b>2209.3</b>	<b>409.3</b>	<b>0</b>	<b>11623.9</b>	<b>1.3</b>	<b>416.4</b>	<b>51460.8</b>



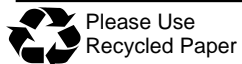
Commonwealth of Pennsylvania  
 Department of Environmental Protection  
 Bureau of Waste Management  
 Division of Reporting and Fee Collection

-----  
 Landfill Waste Receipts  
 in Tons (2000 lbs.) of Waste

For Year:   Quarter:  
 2014     /     4

Disposal Facility: 100955, CLINTON COUNTY SWA WAYNE TOWNSHIP LANDFILL

County/State that Generated Waste	Waste Type:	Municipal	Residual	Sewage Sludge	Processed Medical	Construction	WTE Ash Residue	Asbestos	Total
01 ADAMS		0	0	0	0	0	0	0.4	0.4
06 BERKS		0	0	0	0	0	0	0.3	0.3
07 BLAIR		0	2.6	0	0	18.6	0	13.7	34.9
08 BRADFORD		0	14.6	0	0	35.2	0	0.5	50.3
11 CAMBRIA		0	0	0	0	301.6	0	6	307.6
12 CAMERON		0	0.4	0	0	0	0	0	0.4
14 CENTRE		653	65.5	646	0	4.3	0	29.3	1398.1
17 CLEARFIELD		595.9	0	0	0	9.6	0	9.8	615.3
18 CLINTON		6386.7	1334.5	642.3	0	789.4	0	4.9	9157.8
19 COLUMBIA		0	1756.1	0	0	282.5	0	0.7	2039.3
21 CUMBERLAND		0	0	0	0	0	0	1.6	1.6
22 DAUPHIN		0	0	0	0	0	0	0.9	0.9
24 ELK		0	0	0	0	145.3	0	1	146.3
28 FRANKLIN		0	0	0	0	0	0	0.1	0.1
31 HUNTINGDON		12.7	6.4	0	0	11.8	0	0	30.9
34 JUNIATA		0	94	0	0	0	0	0.8	94.8
35 LACKAWANNA		0	0	0	0	0	0	3.5	3.5
40 LUZERNE		0	104.6	0	0	800.3	0	0.1	905
41 LYCOMING		4488.9	10675.5	129.2	0	1660.8	0	3.2	16957.6
44 MIFFLIN		0	8.6	0	0	100.3	0	5.5	114.4
47 MONTOUR		0	5.8	0	0	94.4	0	0	100.2
48 NORTHAMPTON		0.4	0	0	0	0	0	43.6	44
49 NORTHUMBERLAND		15949.6	125.6	0	0	410.6	0	0.1	16485.9
51 PHILADELPHIA		0	0	0	0	0	0	0.1	0.1
52 PIKE		0	0	0	0	15.7	0	0.5	16.2
53 POTTER		0	0	0	0	0	0	8.9	8.9
54 SCHUYLKILL		0	1168.2	0	0	0	0	0.4	1168.6
55 SNYDER		0	409.6	0	0	136.1	0	0	545.7
57 SULLIVAN		1.7	0	0	0	140	0	0.3	142
59 TIOGA		70.2	721.6	0	0	0	0	2.6	794.4
60 UNION		0	46.3	0	0	221.2	0	2.6	270.1
64 WAYNE		0	0	0	0	0	0	0.2	0.2
<b>Waste Totals:</b>		<b>28159.1</b>	<b>16539.9</b>	<b>1417.5</b>	<b>0</b>	<b>5177.7</b>	<b>0</b>	<b>141.6</b>	<b>51435.8</b>



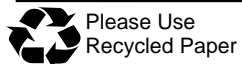
Commonwealth of Pennsylvania  
 Department of Environmental Protection  
 Bureau of Waste Management  
 Division of Reporting and Fee Collection

-----  
 Landfill Waste Receipts  
 in Tons (2000 lbs.) of Waste

For Year:    Quarter:  
 2014       /       4

Disposal Facility: 101615, COMMONWEALTH ENVIRONMENTAL SYSTEMS LANDFILL

County/State that Generated Waste	Waste Type:	Municipal	Residual	Sewage Sludge	Processed Medical	Construction	WTE Ash Residue	Asbestos	Total
06 BERKS		999.9	146.6	42.8	0	0.7	0	0	1190
09 BUCKS		0	162	0	0	0	0	0	162
13 CARBON		4278.8	0	0	0	86.2	0	0	4365
21 CUMBERLAND		57.7	0	0	0	0	0	0	57.7
22 DAUPHIN		0	208.3	58.9	0	191.3	0	0	458.5
38 LEBANON		0	632.5	0	0	0	0	0	632.5
39 LEHIGH		6417.7	0	0	0	510	0	0	6927.7
40 LUZERNE		11694.3	1316.3	765.3	73.8	436.6	0	0	14286.3
45 MONROE		20.8	0	0	0	0	0	0	20.8
46 MONTGOMERY		0	0	0	0	21.7	0	0	21.7
49 NORTHUMBERLAND		52.2	0.5	0	0	27.5	0	0	80.2
54 SCHUYLKILL		23212.3	5611.7	659.2	36.1	1253.8	0	0.1	30773.2
NJ NEW JERSEY		17545.9	0	0	0	4125.6	0	0	21671.5
NY NEW YORK		9092.1	1435.2	354.7	0	75	0	0	10957
<b>Waste Totals:</b>		<b>73371.7</b>	<b>9513.1</b>	<b>1880.9</b>	<b>109.9</b>	<b>6728.4</b>	<b>0</b>	<b>0.1</b>	<b>91604.1</b>



Please Use  
Recycled Paper

Phone: 717-783-9258  
 Printed: 1/8/2016

Also visit our Internet WWW Site at: <http://www.dep.state.pa.us>

DISCLAIMER: While care has been taken in the preparation of this report, there is no warranty or guarantee as to the data, calculation or content accuracy. The Commonwealth reserves the right to update or change any data or presentation format without notice or liability.

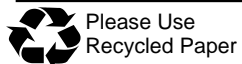
Commonwealth of Pennsylvania  
 Department of Environmental Protection  
 Bureau of Waste Management  
 Division of Reporting and Fee Collection

-----  
 Landfill Waste Receipts  
 in Tons (2000 lbs.) of Waste

For Year:    Quarter:  
 2014       /       4

Disposal Facility: 101509, CONNESTOGA LANDFILL

County/State that Generated Waste	Waste Type:	Municipal	Residual	Sewage Sludge	Processed Medical	Construction	WTE Ash Residue	Asbestos	Total
06 BERKS		20289.7	7430.1	101.5	3966.8	933	0	0	32721.1
09 BUCKS		302.4	158.3	0	0	0	0	15.1	475.8
15 CHESTER		0	1955.6	0	0	0	0	3.2	1958.8
22 DAUPHIN		0	8.5	0	0	0	0	0	8.5
23 DELAWARE		8.9	1856.7	267.2	0	286.9	0	459.9	2879.6
36 LANCASTER		0	564.8	0	0	0	0	0	564.8
38 LEBANON		0.1	0	0	0	0	0	0	0.1
39 LEHIGH		758	315.4	0	0	0	0	466.5	1539.9
46 MONTGOMERY		22061.5	10282.8	14.6	0	414.3	0	81.6	32854.8
48 NORTHAMPTON		0	659.3	0	0	0	0	0	659.3
51 PHILADELPHIA		23854.6	5214	0	54.7	3906.1	0	144.6	33174
64 WAYNE		0	273.4	0	0	0	0	0	273.4
CT CONNECTICUT		0	0	0	0	0	0	76.6	76.6
DE DELAWARE (ST)		0	808.8	0	0	0	0	21.5	830.3
MD MARYLAND		0	524.7	0	0	0	0	0	524.7
NJ NEW JERSEY		58215.1	6682.2	0	0	2008.6	47.5	1020.3	67973.7
NY NEW YORK		0	6322	0	0	0	0	8.5	6330.5
<b>Waste Totals:</b>		<b>125490.3</b>	<b>43056.6</b>	<b>383.3</b>	<b>4021.5</b>	<b>7548.9</b>	<b>47.5</b>	<b>2297.8</b>	<b>182845.9</b>



Please Use  
Recycled Paper

Phone: 717-783-9258  
 Printed: 1/8/2016

Also visit our Internet WWW Site at: <http://www.dep.state.pa.us>

DISCLAIMER: While care has been taken in the preparation of this report, there is no warranty or guarantee as to the data, calculation or content accuracy. The Commonwealth reserves the right to update or change any data or presentation format without notice or liability.



Commonwealth of Pennsylvania  
 Department of Environmental Protection  
 Bureau of Waste Management  
 Division of Reporting and Fee Collection

-----  
 Landfill Waste Receipts  
 in Tons (2000 lbs.) of Waste

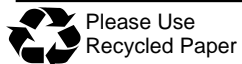
For Year:    Quarter:  
 2014       /       4

Disposal Facility: 400593, COVANTA DELAWARE VALLEY

County/State that Generated Waste	Waste Type:	Municipal	Residual	Sewage Sludge	Processed Medical	Construction	WTE Ash Residue	Asbestos	Total
15 CHESTER		0	22.5	0	0	0	0	0	22.5
23 DELAWARE		93045.8	399.5	0	0	0	0	0	93445.3
39 LEHIGH		7.2	211.2	0	0	0	0	0	218.4
51 PHILADELPHIA		88372.1	916	0	0	0	0	0	89288.1
64 WAYNE		0	8.1	0	0	0	0	0	8.1
67 YORK		0	11.9	0	0	0	0	0	11.9
CT CONNECTICUT		110.1	0	0	0	0	0	0	110.1
DE DELAWARE (ST)		2338	4147.7	0	0	0	0	0	6485.7
MD MARYLAND		5383.5	3.1	0	0	0	0	0	5386.6
NC NORTH CAROLINA		0	31	0	0	0	0	0	31
NJ NEW JERSEY		42448.6	4489.7	0	0	0	0	0	46938.3
NY NEW YORK		54870.8	22	0	0	0	0	0	54892.8
PR PUERTO RICO		0	496.6	0	0	0	0	0	496.6
VA VIRGINIA		87.1	114.7	0	0	0	0	0	201.8
<b>Waste Totals:</b>		<b>286663.2</b>	<b>10874</b>	<b>0</b>	<b>0</b>	<b>0</b>	<b>0</b>	<b>0</b>	<b>297537.2</b>

Disposal Facility: 400558, COVANTA PLYMOUTH RENEWABLE ENERGY

County/State that Generated Waste	Waste Type:	Municipal	Residual	Sewage Sludge	Processed Medical	Construction	WTE Ash Residue	Asbestos	Total
06 BERKS		23.6	39.4	0	0	0	0	0	63
09 BUCKS		7269	275	0	0	0	0	0	7544
15 CHESTER		0	135.4	0	0	0	0	0	135.4
23 DELAWARE		1574.1	0	0	0	0	0	0	1574.1
39 LEHIGH		980.7	819	0	0	0	0	0	1799.7
46 MONTGOMERY		84338	2815.3	0	0	0	0	0	87153.3
51 PHILADELPHIA		4329.7	0	0	0	0	0	0	4329.7
NJ NEW JERSEY		8.2	0	0	0	0	0	0	8.2
<b>Waste Totals:</b>		<b>98523.3</b>	<b>4084.1</b>	<b>0</b>	<b>0</b>	<b>0</b>	<b>0</b>	<b>0</b>	<b>102607.4</b>



Please Use  
Recycled Paper

Phone: 717-783-9258  
 Printed: 1/8/2016

Also visit our Internet WWW Site at: <http://www.dep.state.pa.us>

DISCLAIMER: While care has been taken in the preparation of this report, there is no warranty or guarantee as to the data, calculation or content accuracy. The Commonwealth reserves the right to update or change any data or presentation format without notice or liability.

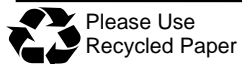
Commonwealth of Pennsylvania  
 Department of Environmental Protection  
 Bureau of Waste Management  
 Division of Reporting and Fee Collection

-----  
 Landfill Waste Receipts  
 in Tons (2000 lbs.) of Waste

For Year:    Quarter:  
 2014       /       4

Disposal Facility: 100945, CUMBERLAND COUNTY LANDFILL

County/State that Generated Waste	Waste Type:	Municipal	Residual	Sewage Sludge	Processed Medical	Construction	WTE Ash Residue	Asbestos	Total
01 ADAMS		1450.6	61.5	0	0	17.6	0	0	1529.7
06 BERKS		22.6	3895.7	0	0	111.9	0	0	4030.2
09 BUCKS		0	37.5	16.3	0	0	0	18.5	72.3
15 CHESTER		0	337.6	0	0	0	0	0	337.6
21 CUMBERLAND		9540.4	5503.5	319.7	0	11560.3	0	166.2	27090.1
22 DAUPHIN		0	2995	197.8	0	287.9	0	59.8	3540.5
23 DELAWARE		0	1195.9	707.4	0	0	0	0	1903.3
28 FRANKLIN		1266	324.5	18.7	0	158.4	0	62.8	1830.4
31 HUNTINGDON		0	229.9	0	0	8.4	0	0	238.3
34 JUNIATA		0	0	0	0	120.1	0	0	120.1
36 LANCASTER		0	5.6	0	0	0	0	0	5.6
38 LEBANON		0	2828.2	0	0	0	0	0	2828.2
39 LEHIGH		10146.6	0	0	0	0	0	0	10146.6
46 MONTGOMERY		0	15.2	0	0	0	0	0	15.2
48 NORTHAMPTON		9165.6	117.5	0	0	0	0	8.7	9291.8
50 PERRY		1349.3	0	158.5	0	477.9	0	0	1985.7
51 PHILADELPHIA		12.9	11.8	0	0	0	0	0	24.7
67 YORK		0	11740.8	222.9	0	13	0	0	11976.7
CT CONNECTICUT		0	22.7	0	0	0	0	0	22.7
DE DELAWARE (ST)		8	19.3	0	0	17.4	0	0	44.7
MD MARYLAND		12915.5	1943	202.2	0	805.1	0	621.2	16487
NJ NEW JERSEY		73198.8	13804.3	1604.3	0	49.7	0	989.2	89646.3
NY NEW YORK		0	23.1	335.2	0	0	0	985.1	1343.4
VA VIRGINIA		0	0	0	0	0	0	1904.7	1904.7
WV WEST VIRGINIA		0	0	0	0	0	0	9.4	9.4
<b>Waste Totals:</b>		<b>119076.3</b>	<b>45112.6</b>	<b>3783</b>	<b>0</b>	<b>13627.7</b>	<b>0</b>	<b>4825.6</b>	<b>186425.2</b>



Commonwealth of Pennsylvania  
 Department of Environmental Protection  
 Bureau of Waste Management  
 Division of Reporting and Fee Collection

-----  
 Landfill Waste Receipts  
 in Tons (2000 lbs.) of Waste

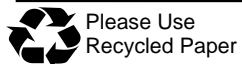
For Year:   Quarter:  
 2014     /     4

Disposal Facility: 100345, DELAWARE COUNTY SWA ROLLING HILLS LANDFILL

County/State that Generated Waste	Waste Type:	Municipal	Residual	Sewage Sludge	Processed Medical	Construction	WTE Ash Residue	Asbestos	Total
06 BERKS		11060.1	18463.6	42.2	0	671.6	3971.9	0.5	34209.9
15 CHESTER		1314.5	0	0	0	10.9	0	0	1325.4
23 DELAWARE		270.1	0	0	0	0	102572.4	0	102842.5
46 MONTGOMERY		2963.4	409.7	0	0	0	25868.2	0	29241.3
NJ NEW JERSEY		0	3471.1	0	0	19249.6	20089.5	0	42810.2
<b>Waste Totals:</b>		<b>15608.1</b>	<b>22344.4</b>	<b>42.2</b>	<b>0</b>	<b>19932.1</b>	<b>152502</b>	<b>0.5</b>	<b>210429.3</b>

Disposal Facility: 100434, EVERGREEN LANDFILL

County/State that Generated Waste	Waste Type:	Municipal	Residual	Sewage Sludge	Processed Medical	Construction	WTE Ash Residue	Asbestos	Total
02 ALLEGHENY		0	68.4	0	0	0	0	0	68.4
03 ARMSTRONG		3208.1	819.6	36.3	0	190.5	0	0	4254.5
10 BUTLER		0	172.1	0	0	0	0	0	172.1
11 CAMBRIA		16.5	0	0	0	7.2	0	0	23.7
14 CENTRE		0	54.3	0	0	0	0	0	54.3
16 CLARION		0	12.5	0	0	0	0	0	12.5
17 CLEARFIELD		12.3	319.7	0	0	1.8	0	0	333.8
26 FAYETTE		6.5	0	0	0	0	0	0	6.5
27 FOREST		0	0	0	0	2.2	0	0	2.2
32 INDIANA		8820.3	2598.5	739	0	2463	0	0	14620.8
33 JEFFERSON		375.4	11.4	183.4	0	34.8	0	0	605
56 SOMERSET		0	0	0	0	0.5	0	0	0.5
65 WESTMORELAND		4616.3	999.9	102	0	276	0	0	5994.2
<b>Waste Totals:</b>		<b>17055.4</b>	<b>5056.4</b>	<b>1060.7</b>	<b>0</b>	<b>2976</b>	<b>0</b>	<b>0</b>	<b>26148.5</b>



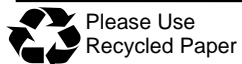
Commonwealth of Pennsylvania  
 Department of Environmental Protection  
 Bureau of Waste Management  
 Division of Reporting and Fee Collection

-----  
 Landfill Waste Receipts  
 in Tons (2000 lbs.) of Waste

For Year:    Quarter:  
 2014       /       4

Disposal Facility: 101680, G.R.O.W.S. NORTH

County/State that Generated Waste	Waste Type:	Municipal	Residual	Sewage Sludge	Processed Medical	Construction	WTE Ash Residue	Asbestos	Total
06 BERKS		2.8	83.9	14.8	0	0	0	0.9	102.4
09 BUCKS		9970.7	13058.6	2105.6	0	1026.9	613.4	3.8	26779
13 CARBON		1.1	0	0	0	0	0	0	1.1
15 CHESTER		0	17	0	0	3.5	0	0	20.5
23 DELAWARE		6754.8	25.1	104.7	5.7	0.9	0	5.7	6896.9
38 LEBANON		0	5	0	0	0	0	0	5
39 LEHIGH		71.7	0	0	0	0	0	0	71.7
45 MONROE		0.2	0	0	0	0	0	0	0.2
46 MONTGOMERY		13780.4	249.7	578.5	5.5	27	0	0	14641.1
48 NORTHAMPTON		0.3	0	0	0	0	0	7.7	8
51 PHILADELPHIA		42222.8	2540.6	667.1	39.7	1424.5	0	1339.8	48234.5
CT CONNECTICUT		0	50.8	0	0	0.3	0	63.3	114.4
DE DELAWARE (ST)		0	1745.6	0	0	30.4	0	41.7	1817.7
MA MASSACHUSETTS		0	6.9	0	0	21.3	0	0	28.2
MD MARYLAND		0	0	0	0	0.1	0	0	0.1
NH NEW HAMPSHIRE		0	0	0	0	6.9	0	0	6.9
NJ NEW JERSEY		70837.3	13420.4	18136.6	0	42204.2	4795.1	421.5	149815.1
NY NEW YORK		144886.2	2996	16039.2	3.1	7045.5	0	29.3	170999.3
VA VIRGINIA		0	0	0	0	17.3	0	0	17.3
<b>Waste Totals:</b>		<b>288528.3</b>	<b>34199.6</b>	<b>37646.5</b>	<b>54</b>	<b>51808.8</b>	<b>5408.5</b>	<b>1913.7</b>	<b>419559.4</b>



Commonwealth of Pennsylvania  
 Department of Environmental Protection  
 Bureau of Waste Management  
 Division of Reporting and Fee Collection

-----  
 Landfill Waste Receipts  
 in Tons (2000 lbs.) of Waste

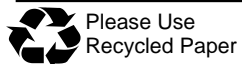
For Year:    Quarter:  
 2014       /       4

Disposal Facility: 100265, GRAND CENTRAL SANITARY LANDFILL INC

County/State that Generated Waste	Waste Type:	Municipal	Residual	Sewage Sludge	Processed Medical	Construction	WTE Ash Residue	Asbestos	Total
06 BERKS		1089.9	0	3	0	0	0	0	1092.9
09 BUCKS		48.7	77.7	0	54.3	0.2	0	0	180.9
13 CARBON		1635	41.6	417.9	0	129.8	0	0	2224.3
39 LEHIGH		26313.8	333.5	876.3	232.6	120.2	0	0	27876.4
40 LUZERNE		2.9	0	0	0	0	0	0	2.9
45 MONROE		15397.3	662.5	168.9	627.8	2739.6	0	0	19596.1
46 MONTGOMERY		4.5	942.5	4.4	182.6	0	0	0	1134
48 NORTHAMPTON		20545.4	1571.4	4058.6	262.8	1842.2	0	0	28280.4
52 PIKE		648.1	0	0.9	0	22	0	0	671
54 SCHUYLKILL		0	16.1	0	0	0	0	0	16.1
NJ NEW JERSEY		4278.3	217.9	186.9	0	1977.1	24598.8	109.3	31368.3
NY NEW YORK		19327.7	0	4647.9	118.6	0	0	2.5	24096.7
<b>Waste Totals:</b>		<b>89291.6</b>	<b>3863.2</b>	<b>10364.8</b>	<b>1478.7</b>	<b>6831.1</b>	<b>24598.8</b>	<b>111.8</b>	<b>136540</b>

Disposal Facility: 101544, GREATER LEBANON REFUSE AUTHORITY LANDFILL

County/State that Generated Waste	Waste Type:	Municipal	Residual	Sewage Sludge	Processed Medical	Construction	WTE Ash Residue	Asbestos	Total
38 LEBANON		19479.9	4213.8	570	0	3088.2	0	0	27351.9
<b>Waste Totals:</b>		<b>19479.9</b>	<b>4213.8</b>	<b>570</b>	<b>0</b>	<b>3088.2</b>	<b>0</b>	<b>0</b>	<b>27351.9</b>



Please Use  
Recycled Paper

Phone: 717-783-9258  
 Printed: 1/8/2016

Also visit our Internet WWW Site at: <http://www.dep.state.pa.us>

DISCLAIMER: While care has been taken in the preparation of this report, there is no warranty or guarantee as to the data, calculation or content accuracy. The Commonwealth reserves the right to update or change any data or presentation format without notice or liability.

Commonwealth of Pennsylvania  
 Department of Environmental Protection  
 Bureau of Waste Management  
 Division of Reporting and Fee Collection

-----  
 Landfill Waste Receipts  
 in Tons (2000 lbs.) of Waste

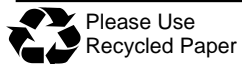
For Year:    Quarter:  
 2014       /       4

Disposal Facility: 100281, GREENRIDGE RECLAMATION LANDFILL

County/State that Generated Waste	Waste Type:	Municipal	Residual	Sewage Sludge	Processed Medical	Construction	WTE Ash Residue	Asbestos	Total
02 ALLEGHENY		18154.8	1668	837.8	0	712.8	0	17.6	21391
03 ARMSTRONG		0	40.5	0	0	19.3	0	0	59.8
10 BUTLER		0	20.7	61.2	0	0	0	0	81.9
26 FAYETTE		859.7	106.2	150.1	0	393.6	0	90.2	1599.8
31 HUNTINGDON		0	0.4	0	0	0	0	0	0.4
32 INDIANA		8.9	0	0	0	10.7	0	0.1	19.7
56 SOMERSET		344.7	0	0	0	40.7	0	0	385.4
63 WASHINGTON		547	241.8	182.1	0	81.7	0	0	1052.6
65 WESTMORELAND		14531.8	10006.6	3172.9	0	3223	0	35.9	30970.2
WV WEST VIRGINIA		0	5044.5	0	500.8	8.3	0	9.1	5562.7
<b>Waste Totals:</b>		<b>34446.9</b>	<b>17128.7</b>	<b>4404.1</b>	<b>500.8</b>	<b>4490.1</b>	<b>0</b>	<b>152.9</b>	<b>61123.5</b>

Disposal Facility: 100758, HARRISBURG MATERIALS ENERGY RECYCLING & RECOVERY FACILITY

County/State that Generated Waste	Waste Type:	Municipal	Residual	Sewage Sludge	Processed Medical	Construction	WTE Ash Residue	Asbestos	Total
06 BERKS		2818.5	0	0	0	0	0	0	2818.5
15 CHESTER		2.6	0	0	0	0	0	0	2.6
18 CLINTON		0	108.3	0	0	0	0	0	108.3
19 COLUMBIA		29.3	0	0	0	0	0	0	29.3
21 CUMBERLAND		5395.9	96	0	0	166	0	0	5657.9
22 DAUPHIN		39379.3	1038.7	0	0	910.4	0	0	41328.4
28 FRANKLIN		1.3	119.2	0	0	0	0	0	120.5
36 LANCASTER		944.1	0	0	0	0	0	0	944.1
40 LUZERNE		9.3	64.2	0	0	0	0	0	73.5
41 LYCOMING		0	16.9	0	0	0	0	0	16.9
49 NORTHUMBERLAND		430.8	0	0	0	0	0	0	430.8
50 PERRY		417.9	0	0	0	0	0	0	417.9
54 SCHUYLKILL		2134.7	38.3	0	0	0	0	0	2173
MD MARYLAND		0.2	0	0	0	0	0	0	0.2
NJ NEW JERSEY		19408.1	0	0	0	0	0	0	19408.1
<b>Waste Totals:</b>		<b>70972</b>	<b>1481.6</b>	<b>0</b>	<b>0</b>	<b>1076.4</b>	<b>0</b>	<b>0</b>	<b>73530</b>



Please Use  
Recycled Paper

Phone: 717-783-9258  
 Printed: 1/8/2016

Also visit our Internet WWW Site at: <http://www.dep.state.pa.us>

DISCLAIMER: While care has been taken in the preparation of this report, there is no warranty or guarantee as to the data, calculation or content accuracy. The Commonwealth reserves the right to update or change any data or presentation format without notice or liability.

Commonwealth of Pennsylvania  
Department of Environmental Protection  
Bureau of Waste Management  
Division of Reporting and Fee Collection

-----  
Landfill Waste Receipts  
in Tons (2000 lbs.) of Waste

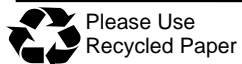
For Year:   Quarter:  
2014       /       4

Disposal Facility: 100020, IESI PA BETHLEHEM LANDFILL CORP.

County/State that Generated Waste	Waste Type:	Municipal	Residual	Sewage Sludge	Processed Medical	Construction	WTE Ash Residue	Asbestos	Total
06 BERKS		3.7	0	0	0	2.6	0	0	6.3
09 BUCKS		3411	349.1	404.6	0	168.9	0	0	4333.6
15 CHESTER		0	0	0	0	4.7	0	2.6	7.3
23 DELAWARE		0	0	0	0	116.9	0	0	116.9
38 LEBANON		0	3.5	0	0	0	0	0	3.5
39 LEHIGH		4146.1	425	0	0	1604.1	0	0	6175.2
46 MONTGOMERY		0.1	388.7	0	0	25.7	0	0	414.5
48 NORTHAMPTON		19222	551.7	0	0	988.1	0	138.9	20900.7
CT CONNECTICUT		0	0	0	0	99.5	0	0	99.5
DE DELAWARE (ST)		0	0	0	0	24.8	0	0	24.8
NJ NEW JERSEY		7770.2	4224	22.9	0	9280.7	0	245.5	21543.3
NY NEW YORK		29215.4	2041.4	0	0	10073	0	166.4	41496.2
<b>Waste Totals:</b>		<b>63768.5</b>	<b>7983.4</b>	<b>427.5</b>	<b>0</b>	<b>22389</b>	<b>0</b>	<b>553.4</b>	<b>95121.8</b>

Disposal Facility: 100934, IESI PA BLUE RIDGE LANDFILL CORP

County/State that Generated Waste	Waste Type:	Municipal	Residual	Sewage Sludge	Processed Medical	Construction	WTE Ash Residue	Asbestos	Total
01 ADAMS		5652.3	125.7	0	0	1714.6	0	0	7492.6
21 CUMBERLAND		3477.5	104	247.1	0	449.6	0	0	4278.2
22 DAUPHIN		0	0	0	0	7.5	0	0	7.5
23 DELAWARE		0	43.4	0	0	0	0	0	43.4
28 FRANKLIN		16639.6	3986.5	2632.7	0	2910.2	0	0	26169
29 FULTON		16.7	0	0	0	0	0	0	16.7
50 PERRY		27.8	0	0	0	0	0	0	27.8
67 YORK		0	16.3	0	0	50.4	0	0	66.7
DC DISRICT OF COLUMBIA		27126	0	0	0	0	0	0	27126
DE DELAWARE (ST)		0	271.7	0	0	0	0	0	271.7
MD MARYLAND		36520.6	393.5	0	0	169.7	0	0	37083.8
NJ NEW JERSEY		0	0	0	0	0	0	94.1	94.1
NY NEW YORK		23808.4	786.1	124.9	0	0	0	0	24719.4
WV WEST VIRGINIA		3532.3	0	0	0	359.5	0	0	3891.8
<b>Waste Totals:</b>		<b>116801.2</b>	<b>5727.2</b>	<b>3004.7</b>	<b>0</b>	<b>5661.5</b>	<b>0</b>	<b>94.1</b>	<b>131288.7</b>



Please Use  
Recycled Paper

Phone: 717-783-9258  
Printed: 1/8/2016

Also visit our Internet WWW Site at: <http://www.dep.state.pa.us>

DISCLAIMER: While care has been taken in the preparation of this report, there is no warranty or guarantee as to the data, calculation or content accuracy. The Commonwealth reserves the right to update or change any data or presentation format without notice or liability.

Commonwealth of Pennsylvania  
Department of Environmental Protection  
Bureau of Waste Management  
Division of Reporting and Fee Collection

-----  
Landfill Waste Receipts  
in Tons (2000 lbs.) of Waste

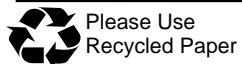
For Year:   Quarter:  
2014     /     4

Disposal Facility: 100620, IMPERIAL LANDFILL

County/State that Generated Waste	Waste Type:	Municipal	Residual	Sewage Sludge	Processed Medical	Construction	WTE Ash Residue	Asbestos	Total
02 ALLEGHENY		66957.8	19576.6	7311.8	0	10680.1	1096.7	1091	106714
04 BEAVER		1911.4	2105.4	0	0	142.1	0	308.2	4467.1
10 BUTLER		703.3	156.3	18.7	0	84.1	0	0	962.4
26 FAYETTE		198.5	8.5	0	0	0	0	0.1	207.1
30 GREENE		0	1303.4	0	0	15	0	0	1318.4
32 INDIANA		4.4	0	0	0	0	0	0	4.4
37 LAWRENCE		0	5.7	0	0	0	0	3.7	9.4
43 MERCER		0	0	0	0	0	0	7.3	7.3
51 PHILADELPHIA		1.1	0	0	0	0	0	0	1.1
63 WASHINGTON		5963.7	5319	467.5	0	770	0	14.7	12534.9
65 WESTMORELAND		0	195.7	0	0	0	0	1	196.7
CT CONNECTICUT		0	7.8	0	0	0	0	10.4	18.2
NJ NEW JERSEY		0	0	0	0	0	0	8.7	8.7
NY NEW YORK		0	260.1	0	0	0	0	0.7	260.8
OH OHIO		4	353.1	206.2	0	1	0	42.1	606.4
WV WEST VIRGINIA		2689.3	144.4	95.3	0	4.2	0	158.2	3091.4
<b>Waste Totals:</b>		<b>78433.5</b>	<b>29436</b>	<b>8099.5</b>	<b>0</b>	<b>11696.5</b>	<b>1096.7</b>	<b>1646.1</b>	<b>130408.3</b>

Disposal Facility: 101439, JOSEPH J BRUNNER INC LANDFILL

County/State that Generated Waste	Waste Type:	Municipal	Residual	Sewage Sludge	Processed Medical	Construction	WTE Ash Residue	Asbestos	Total
02 ALLEGHENY		4319.3	1.8	193.1	0	0	0	0.2	4514.4
03 ARMSTRONG		0	0	0	0	0	0	4.1	4.1
04 BEAVER		5669.9	1704.3	2214.5	0	0	0	1.1	9589.8
10 BUTLER		1121.5	16.1	720.5	0	0	0	0	1858.1
37 LAWRENCE		57.3	0	41.6	0	0	0	0	98.9
<b>Waste Totals:</b>		<b>11168</b>	<b>1722.2</b>	<b>3169.7</b>	<b>0</b>	<b>0</b>	<b>0</b>	<b>5.4</b>	<b>16065.3</b>



Please Use  
Recycled Paper

Phone: 717-783-9258  
Printed: 1/8/2016

Also visit our Internet WWW Site at: <http://www.dep.state.pa.us>

DISCLAIMER: While care has been taken in the preparation of this report, there is no warranty or guarantee as to the data, calculation or content accuracy. The Commonwealth reserves the right to update or change any data or presentation format without notice or liability.



Commonwealth of Pennsylvania  
 Department of Environmental Protection  
 Bureau of Waste Management  
 Division of Reporting and Fee Collection

-----  
 Landfill Waste Receipts  
 in Tons (2000 lbs.) of Waste

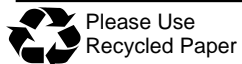
For Year:   Quarter:  
 2014     /     4

Disposal Facility: 100663, KELLY RUN SANITATION INC LANDFILL

County/State that Generated Waste	Waste Type:	Municipal	Residual	Sewage Sludge	Processed Medical	Construction	WTE Ash Residue	Asbestos	Total
02 ALLEGHENY		11219	24837.3	72.5	0	2477.1	0	0	38605.9
10 BUTLER		0	116.2	0	0	0	0	0	116.2
16 CLARION		0	19.1	0	0	0	0	0	19.1
26 FAYETTE		469.5	601.1	161.2	0	162.4	0	0	1394.2
30 GREENE		88.4	1101.3	0	0	10.9	0	0	1200.6
56 SOMERSET		0	102.6	0	0	0	0	0	102.6
63 WASHINGTON		1434.4	3673.8	219.1	0	83.8	0	0	5411.1
65 WESTMORELAND		1496.9	289.1	0	0	38.1	0	0	1824.1
WV WEST VIRGINIA		0	31.4	0	0	0	0	0	31.4
<b>Waste Totals:</b>		<b>14708.2</b>	<b>30771.9</b>	<b>452.8</b>	<b>0</b>	<b>2772.3</b>	<b>0</b>	<b>0</b>	<b>48705.2</b>

Disposal Facility: 101247, KEYSTONE SANITARY LANDFILL

County/State that Generated Waste	Waste Type:	Municipal	Residual	Sewage Sludge	Processed Medical	Construction	WTE Ash Residue	Asbestos	Total
08 BRADFORD		11.9	6441.4	0	0	0	0	0	6453.3
13 CARBON		175.9	0	0	0	24.7	0	0	200.6
35 LACKAWANNA		41882.6	1724.4	4238.9	0	2925.4	0	3.3	50774.6
39 LEHIGH		103.9	0	0	0	0	0	0	103.9
40 LUZERNE		20707	2075.5	5632.2	0	2209.8	0	12.8	30637.3
41 LYCOMING		0	2.6	0	0	0	0	0	2.6
45 MONROE		6268.5	359.3	495.9	0	443.2	0	0	7566.9
48 NORTHAMPTON		16.3	0	186.5	0	0	0	0	202.8
52 PIKE		3540.3	35.5	238.5	0	30.9	0	0	3845.2
57 SULLIVAN		0	0	0	0	102.6	0	0	102.6
58 SUSQUEHANNA		3412.4	76957.5	4.6	0	424.1	0	0	80798.6
59 TIOGA		0	805.3	0	0	0	0	0	805.3
64 WAYNE		369.5	0	342.7	0	39	0	0	751.2
66 WYOMING		1058.3	135.1	87.6	0	448.7	0	0	1729.7
CT CONNECTICUT		1144.4	0	0	0	0	0	0	1144.4
NJ NEW JERSEY		120309.6	466	0	0	101.6	0	0	120877.2
NY NEW YORK		185003.6	2126.2	0	0	53.1	0	0	187182.9
<b>Waste Totals:</b>		<b>384004.2</b>	<b>91128.8</b>	<b>11226.9</b>	<b>0</b>	<b>6803.1</b>	<b>0</b>	<b>16.1</b>	<b>493179.1</b>



Commonwealth of Pennsylvania  
 Department of Environmental Protection  
 Bureau of Waste Management  
 Division of Reporting and Fee Collection

-----  
 Landfill Waste Receipts  
 in Tons (2000 lbs.) of Waste

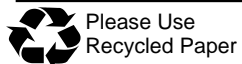
For Year:    Quarter:  
 2014       /       4

Disposal Facility: 100329, LAKE VIEW LANDFILL

County/State that Generated Waste	Waste Type:	Municipal	Residual	Sewage Sludge	Processed Medical	Construction	WTE Ash Residue	Asbestos	Total
02 ALLEGHENY		0	0.1	0	0	0	0	0	0.1
20 CRAWFORD		2414	2937.1	90.1	0	107.3	0	0	5548.5
25 ERIE		34621.1	7609.7	2663.7	0	4376.5	741.1	50.8	50062.9
43 MERCER		5369.9	8.7	0	0	6.1	0	0	5384.7
62 WARREN		0	26.3	0	0	0	0	0	26.3
NY NEW YORK		0	0	0	0	2.1	0	0	2.1
<b>Waste Totals:</b>		<b>42405</b>	<b>10581.9</b>	<b>2753.8</b>	<b>0</b>	<b>4492</b>	<b>741.1</b>	<b>50.8</b>	<b>61024.6</b>

Disposal Facility: 101534, LAUREL HIGHLANDS LANDFILL INC

County/State that Generated Waste	Waste Type:	Municipal	Residual	Sewage Sludge	Processed Medical	Construction	WTE Ash Residue	Asbestos	Total
05 BEDFORD		3.6	0	0	0	0	0	0	3.6
07 BLAIR		8566.6	2044.4	446.4	0	888.5	0	0	11945.9
11 CAMBRIA		8442.9	188.4	1063.2	0	1081.8	0	0	10776.3
14 CENTRE		0	93.6	0	0	0	0	0	93.6
17 CLEARFIELD		0	177.3	56.1	0	0	0	0	233.4
31 HUNTINGDON		0	283.2	0	0	0	0	0	283.2
32 INDIANA		308.3	0	0	0	108.2	0	0	416.5
33 JEFFERSON		23	0	0	0	33.3	0	0	56.3
34 JUNIATA		62.6	45.7	0	0	0	0	0	108.3
44 MIFFLIN		9700.9	0	225.8	0	0	0	0	9926.7
56 SOMERSET		9.2	0	0	0	3	0	0	12.2
65 WESTMORELAND		100.2	492.5	0	0	7.7	0	0	600.4
MD MARYLAND		0	124	0	0	0	0	0	124
<b>Waste Totals:</b>		<b>27217.3</b>	<b>3449.1</b>	<b>1791.5</b>	<b>0</b>	<b>2122.5</b>	<b>0</b>	<b>0</b>	<b>34580.4</b>



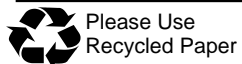
Commonwealth of Pennsylvania  
 Department of Environmental Protection  
 Bureau of Waste Management  
 Division of Reporting and Fee Collection

-----  
 Landfill Waste Receipts  
 in Tons (2000 lbs.) of Waste

For Year:    Quarter:  
 2014       /       4

Disposal Facility: 101389, LCSWMA FREY FARM LANDFILL

County/State that Generated Waste	Waste Type:	Municipal	Residual	Sewage Sludge	Processed Medical	Construction	WTE Ash Residue	Asbestos	Total
06 BERKS		0	19.1	0	0	0	0	0	19.1
21 CUMBERLAND		0	14.1	0	0	0	0	0	14.1
22 DAUPHIN		0	15.5	0	0	1597.3	20430.3	0	22043.1
36 LANCASTER		3235.7	18696.7	4248.5	148.3	17925	23772.2	9.2	68035.6
38 LEBANON		0	399.3	0	0	0	0	0	399.3
50 PERRY		0	8.3	0	0	0	0	0	8.3
67 YORK		0	1776.8	0	0	1.2	0	0	1778
DE DELAWARE (ST)		0	22.8	0	0	0	0	0	22.8
<b>Waste Totals:</b>		<b>3235.7</b>	<b>20952.6</b>	<b>4248.5</b>	<b>148.3</b>	<b>19523.5</b>	<b>44202.5</b>	<b>9.2</b>	<b>92320.3</b>



Please Use  
Recycled Paper

Phone: 717-783-9258  
 Printed: 1/8/2016

Also visit our Internet WWW Site at: <http://www.dep.state.pa.us>

DISCLAIMER: While care has been taken in the preparation of this report, there is no warranty or guarantee as to the data, calculation or content accuracy. The Commonwealth reserves the right to update or change any data or presentation format without notice or liability.

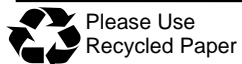
Commonwealth of Pennsylvania  
 Department of Environmental Protection  
 Bureau of Waste Management  
 Division of Reporting and Fee Collection

-----  
 Landfill Waste Receipts  
 in Tons (2000 lbs.) of Waste

For Year:    Quarter:  
 2014       /    4

Disposal Facility: 400592, LCSWMA RESOURCE RECOVERY FACILITY

County/State that Generated Waste	Waste Type:	Municipal	Residual	Sewage Sludge	Processed Medical	Construction	WTE Ash Residue	Asbestos	Total
06 BERKS		3200.7	142.9	0	0	0	0	0	3343.6
07 BLAIR		0	11.6	0	0	0	0	0	11.6
09 BUCKS		0	354.6	0	0	0	0	0	354.6
11 CAMBRIA		0	12.9	0	0	0	0	0	12.9
14 CENTRE		0	10.5	0	0	0	0	0	10.5
15 CHESTER		0	127.7	0	0	0	0	0	127.7
21 CUMBERLAND		0	51.9	0	0	0	0	0	51.9
22 DAUPHIN		0	533.8	0	0	0	0	0	533.8
23 DELAWARE		0	20.1	0	0	0	0	0	20.1
36 LANCASTER		75592.8	8869.2	1232.8	0	89	0	0	85783.8
38 LEBANON		0	251.5	0	0	0	0	0	251.5
39 LEHIGH		0	313	0	0	0	0	0	313
40 LUZERNE		0	2.6	0	0	0	0	0	2.6
45 MONROE		0	168.8	0	0	0	0	0	168.8
46 MONTGOMERY		0	448.6	0	0	0	0	0	448.6
48 NORTHAMPTON		0	36.3	0	0	0	0	0	36.3
49 NORTHUMBERLAND		0	5.7	0	0	0	0	0	5.7
51 PHILADELPHIA		21.1	26	0	0	0	0	0	47.1
54 SCHUYLKILL		0	17.6	0	0	0	0	0	17.6
65 WESTMORELAND		0	3.1	0	0	0	0	0	3.1
66 WYOMING		0	568.1	0	0	0	0	0	568.1
67 YORK		0	28.8	0	0	0	0	0	28.8
DE DELAWARE (ST)		0	192.7	0	0	0	0	0	192.7
FL FLORIDA		0	19.1	0	0	0	0	0	19.1
IL ILLINOIS		0	44.3	0	0	0	0	0	44.3
LA LOUISIANA		0	36.5	0	0	0	0	0	36.5
MD MARYLAND		0	31.1	0	0	0	0	0	31.1
NC NORTH CAROLINA		0	575.8	0	0	0	0	0	575.8
NJ NEW JERSEY		2622.7	370.3	0	0	0	0	0	2993
NY NEW YORK		1285.7	181.4	0	0	0	0	0	1467.1
<b>Waste Totals:</b>		<b>82723</b>	<b>13456.5</b>	<b>1232.8</b>	<b>0</b>	<b>89</b>	<b>0</b>	<b>0</b>	<b>97501.3</b>



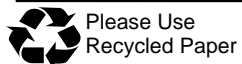
Commonwealth of Pennsylvania  
 Department of Environmental Protection  
 Bureau of Waste Management  
 Division of Reporting and Fee Collection

-----  
 Landfill Waste Receipts  
 in Tons (2000 lbs.) of Waste

For Year:    Quarter:  
 2014       /       4

Disposal Facility: 100963, LYCOMING COUNTY RESOURCE MANAGEMENT SERVICES LANDFILL

County/State that Generated Waste	Waste Type:	Municipal	Residual	Sewage Sludge	Processed Medical	Construction	WTE Ash Residue	Asbestos	Total
05 BEDFORD		0	88.5	0	0	0	0	0	88.5
08 BRADFORD		0	0	0	0	0	0	3.2	3.2
13 CARBON		0	11.7	0	0	0	0	0	11.7
14 CENTRE		0	0.1	0	0	0	0	0	0.1
18 CLINTON		2.9	136.8	0	0	0	0	0	139.7
19 COLUMBIA		9216.9	3698.3	1745.3	0	2370.3	0	7.1	17037.9
21 CUMBERLAND		0	104.1	0	0	0	0	0	104.1
22 DAUPHIN		0	0.3	0	0	0	0	0	0.3
28 FRANKLIN		0	0.4	0	0	0	0	0	0.4
34 JUNIATA		1.2	0	0	0	0	0	0	1.2
35 LACKAWANNA		0	11.5	0	0	0	0	11.4	22.9
36 LANCASTER		0	30	0	0	0	0	0	30
38 LEBANON		0	14.8	0	0	0	0	0	14.8
40 LUZERNE		1.1	27	0	0	3.2	0	451.7	483
41 LYCOMING		13550.6	3679.4	2016.2	105.9	698.8	2.7	4.8	20058.4
45 MONROE		0	154.4	0	0	0	0	8.3	162.7
47 MONTOUR		2312.3	528.5	0	133.7	2349.5	0	7.1	5331.1
49 NORTHUMBERLAND		6464.3	4885.1	1544	0	569.3	0	20.2	13482.9
50 PERRY		0	68.2	0	0	0	0	0	68.2
54 SCHUYLKILL		0	0	20.3	0	2.6	0	134.5	157.4
55 SNYDER		3169.5	871.9	281.3	0	189.8	8.3	0.1	4520.9
57 SULLIVAN		8.8	0	0	0	0	0	0	8.8
59 TIOGA		8.2	0	0	0	0	0	0	8.2
60 UNION		5074	1601.3	991.7	0	646.4	17.1	11.7	8342.2
67 YORK		0	25.5	0	0	1.6	0	0	27.1
NJ NEW JERSEY		0	1.6	0	0	0	0	121.8	123.4
<b>Waste Totals:</b>		<b>39809.8</b>	<b>15939.4</b>	<b>6598.8</b>	<b>239.6</b>	<b>6831.5</b>	<b>28.1</b>	<b>781.9</b>	<b>70229.1</b>



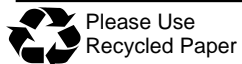
Commonwealth of Pennsylvania  
 Department of Environmental Protection  
 Bureau of Waste Management  
 Division of Reporting and Fee Collection

-----  
 Landfill Waste Receipts  
 in Tons (2000 lbs.) of Waste

For Year:    Quarter:  
 2014       /       4

Disposal Facility: 100113, MODERN LANDFILL

County/State that Generated Waste	Waste Type:	Municipal	Residual	Sewage Sludge	Processed Medical	Construction	WTE Ash Residue	Asbestos	Total
01 ADAMS		0	1299.3	111.9	0	0	0	0	1411.2
06 BERKS		0	363.7	0	0	0	0	0	363.7
09 BUCKS		0	11.8	0	0	0	0	0	11.8
15 CHESTER		0	14.7	0	0	0	0	0	14.7
21 CUMBERLAND		9721.6	642.1	150.3	10.3	1324.3	0	20.3	11863.6
22 DAUPHIN		0	2549.9	58.5	406.6	3232.2	0	28.1	6280.6
23 DELAWARE		0	0	221.5	0	0	0	0	221.5
36 LANCASTER		0	7792.5	260.1	0	0	0	0	8052.6
38 LEBANON		0	2873.9	0	0	0	0	0.2	2874.1
39 LEHIGH		0	55.4	0	0	0	0	0	55.4
40 LUZERNE		0	73.6	0	0	0	0	0	73.6
41 LYCOMING		0	0	0	0	0	0	0.4	0.4
46 MONTGOMERY		0	1	0	0	9835.8	0	42	9878.8
48 NORTHAMPTON		0	0	0	0	0	0	38.3	38.3
50 PERRY		0	70.2	0	0	0	0	0	70.2
51 PHILADELPHIA		56709.9	0	0	0	0	0	0	56709.9
54 SCHUYLKILL		0	376.4	0	0	0	0	0	376.4
67 YORK		49.6	86165.1	596.8	0	9380.4	88.8	46.9	96327.6
CT CONNECTICUT		0	4327.5	0	0	0	0	471.8	4799.3
DC DISRICT OF COLUMBIA		0	26.4	0	0	0	0	0	26.4
DE DELAWARE (ST)		0	293.2	0	0	0	0	37.3	330.5
MD MARYLAND		0	5812.8	794.4	5229.3	67.4	0	118.8	12022.7
NJ NEW JERSEY		9641.1	5918.4	0	0	0	26.4	1315.9	16901.8
NY NEW YORK		0	0	0	0	0	0	1.2	1.2
VA VIRGINIA		0	178	0	0	0	0	0	178
WV WEST VIRGINIA		0	13.1	0	0	0	0	0	13.1
<b>Waste Totals:</b>		<b>76122.2</b>	<b>118859</b>	<b>2193.5</b>	<b>5646.2</b>	<b>23840.1</b>	<b>115.2</b>	<b>2121.2</b>	<b>228897.4</b>



Commonwealth of Pennsylvania  
 Department of Environmental Protection  
 Bureau of Waste Management  
 Division of Reporting and Fee Collection

-----  
 Landfill Waste Receipts  
 in Tons (2000 lbs.) of Waste

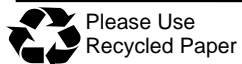
For Year:    Quarter:  
 2014       /       4

Disposal Facility: 100594, MONROEVILLE LANDFILL

County/State that Generated Waste	Waste Type:	Municipal	Residual	Sewage Sludge	Processed Medical	Construction	WTE Ash Residue	Asbestos	Total
02 ALLEGHENY		58356.8	23598.6	1034.1	864.9	7833.4	394.2	0	92082
03 ARMSTRONG		117.3	183.5	0	0	0	0	0	300.8
10 BUTLER		220.6	31.7	0	0	9.8	0	0	262.1
30 GREENE		0	271.4	0	0	0	0	0	271.4
63 WASHINGTON		0	1300.7	0	0	0	0	0	1300.7
65 WESTMORELAND		1306.4	106.5	0	0	419.8	0	0	1832.7
<b>Waste Totals:</b>		<b>60001.1</b>	<b>25492.4</b>	<b>1034.1</b>	<b>864.9</b>	<b>8263</b>	<b>394.2</b>	<b>0</b>	<b>96049.7</b>

Disposal Facility: 101571, MOSTOLLER LANDFILL INC

County/State that Generated Waste	Waste Type:	Municipal	Residual	Sewage Sludge	Processed Medical	Construction	WTE Ash Residue	Asbestos	Total
05 BEDFORD		38.3	3139	36.3	0	0	0	0	3213.6
07 BLAIR		13533.2	66.8	160.4	0	320.1	0	0	14080.5
11 CAMBRIA		7378.4	259.6	404.5	0	285.8	0	0	8328.3
22 DAUPHIN		0	0	294.9	0	0	0	0	294.9
30 GREENE		0	3535.3	0	0	0	0	0	3535.3
31 HUNTINGDON		25.3	97.5	0	0	0	0	0	122.8
32 INDIANA		0	23	0	0	27.8	0	1.6	52.4
56 SOMERSET		6391	417.2	524.6	0	1046.5	0	25.3	8404.6
59 TIOGA		0	44.4	0	0	0	0	0	44.4
63 WASHINGTON		0	59.4	0	0	13.8	0	0	73.2
65 WESTMORELAND		3896.7	10400.8	0	0	23.2	0	0	14320.7
MD MARYLAND		7240.3	3	0	0	217.9	0	0	7461.2
<b>Waste Totals:</b>		<b>38503.2</b>	<b>18046</b>	<b>1420.7</b>	<b>0</b>	<b>1935.1</b>	<b>0</b>	<b>26.9</b>	<b>59931.9</b>



Please Use  
Recycled Paper

Phone: 717-783-9258  
 Printed: 1/8/2016

Also visit our Internet WWW Site at: <http://www.dep.state.pa.us>

DISCLAIMER: While care has been taken in the preparation of this report, there is no warranty or guarantee as to the data, calculation or content accuracy. The Commonwealth reserves the right to update or change any data or presentation format without notice or liability.

Commonwealth of Pennsylvania  
 Department of Environmental Protection  
 Bureau of Waste Management  
 Division of Reporting and Fee Collection

Landfill Waste Receipts  
 in Tons (2000 lbs.) of Waste

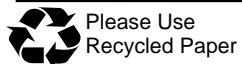
For Year: 2014 / Quarter: 4

Disposal Facility: 101100, MOUNTAIN VIEW RECLAMATION LANDFILL

County/State that Generated Waste	Waste Type:	Municipal	Residual	Sewage Sludge	Processed Medical	Construction	WTE Ash Residue	Asbestos	Total
01 ADAMS		2343.5	764.4	0	0	132.8	0	0	3240.7
21 CUMBERLAND		3710.5	294.1	4	0	1045.5	0	0	5054.1
22 DAUPHIN		159.2	53.3	51.4	0.4	1431.7	0	0	1696
28 FRANKLIN		5058.5	1624.1	207.6	0	924	0	0	7814.2
29 FULTON		142.8	234	0	0	1.9	0	0	378.7
49 NORTHUMBERLAND		2854.5	0	0	0	0	0	0	2854.5
50 PERRY		299.5	0	0	0	94.4	0	0	393.9
67 YORK		0	35.8	0	0	201.3	0	0	237.1
MD MARYLAND		36889.8	5708.7	136.7	0	989.6	0	2.6	43727.4
VA VIRGINIA		0	0	0	0	0	0	0	0
WV WEST VIRGINIA		3563	304	0	0	370.6	0	0.3	4237.9
<b>Waste Totals:</b>		<b>55021.3</b>	<b>9018.4</b>	<b>399.7</b>	<b>0.4</b>	<b>5191.8</b>	<b>0</b>	<b>2.9</b>	<b>69634.5</b>

Disposal Facility: 100585, NORTHWEST SANITARY LANDFILL

County/State that Generated Waste	Waste Type:	Municipal	Residual	Sewage Sludge	Processed Medical	Construction	WTE Ash Residue	Asbestos	Total
02 ALLEGHENY		973.1	73.6	0	0	42.6	0	0	1089.3
03 ARMSTRONG		1276.5	3378.2	0	0	4.3	0	0	4659
04 BEAVER		12.4	0	0	0	0	0	0	12.4
10 BUTLER		6404.7	24373.3	0	0	524.8	0	16.4	31319.2
16 CLARION		332.1	885.8	12.6	0	48.7	0	0	1279.2
20 CRAWFORD		89.7	48.3	0	0	0	0	0	138
25 ERIE		0	4	0	0	0	0	0	4
32 INDIANA		0	0	0	0	5.2	0	0	5.2
37 LAWRENCE		2806	4.9	0	0	14.9	0	0	2825.8
43 MERCER		374.4	2910	50.9	0	230.6	0	0	3565.9
61 VENANGO		798.3	732.4	0	0	110.3	0	0	1641
<b>Waste Totals:</b>		<b>13067.2</b>	<b>32410.5</b>	<b>63.5</b>	<b>0</b>	<b>981.4</b>	<b>0</b>	<b>16.4</b>	<b>46539</b>



Please Use  
Recycled Paper

Phone: 717-783-9258  
 Printed: 1/8/2016

Also visit our Internet WWW Site at: <http://www.dep.state.pa.us>

DISCLAIMER: While care has been taken in the preparation of this report, there is no warranty or guarantee as to the data, calculation or content accuracy. The Commonwealth reserves the right to update or change any data or presentation format without notice or liability.



Commonwealth of Pennsylvania  
 Department of Environmental Protection  
 Bureau of Waste Management  
 Division of Reporting and Fee Collection

-----  
 Landfill Waste Receipts  
 in Tons (2000 lbs.) of Waste

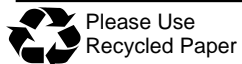
For Year:    Quarter:  
 2014       /       4

Disposal Facility: 100346, PIONEER CROSSING LANDFILL

County/State that Generated Waste	Waste Type:	Municipal	Residual	Sewage Sludge	Processed Medical	Construction	WTE Ash Residue	Asbestos	Total
06 BERKS		10216.1	4414.3	1083.5	0	440.9	0	0	16154.8
08 BRADFORD		0	33.8	0	0	0	0	0	33.8
09 BUCKS		950.2	31.4	114.2	103.2	0	0	0	1199
15 CHESTER		463	499.9	40.4	0	10.8	0	0	1014.1
21 CUMBERLAND		0	0	0	0	5.6	0	0	5.6
23 DELAWARE		0	18.5	0	0	14.3	0	0	32.8
36 LANCASTER		622.3	0	0	0	0	0	0	622.3
39 LEHIGH		3103.3	1318.2	3652.2	73	0	0	0	8146.7
46 MONTGOMERY		20786.8	731	437.1	0	157.8	47.7	0	22160.4
48 NORTHAMPTON		0	1333.4	0	840	42.9	0	0	2216.3
51 PHILADELPHIA		88.1	87.3	0	617.9	0	0	0	793.3
NJ NEW JERSEY		126.2	9.9	467.9	305.9	0	0	0	909.9
NY NEW YORK		122.9	160.4	9.4	42.2	0	0	0	334.9
<b>Waste Totals:</b>		<b>36478.9</b>	<b>8638.1</b>	<b>5804.7</b>	<b>1982.2</b>	<b>672.3</b>	<b>47.7</b>	<b>0</b>	<b>53623.9</b>

Disposal Facility: 101069, S.E.C.C.R.A. LANDFILL

County/State that Generated Waste	Waste Type:	Municipal	Residual	Sewage Sludge	Processed Medical	Construction	WTE Ash Residue	Asbestos	Total
15 CHESTER		18610	694	408.2	0	7024.9	0	0	26737.1
<b>Waste Totals:</b>		<b>18610</b>	<b>694</b>	<b>408.2</b>	<b>0</b>	<b>7024.9</b>	<b>0</b>	<b>0</b>	<b>26737.1</b>



Please Use  
Recycled Paper

Phone: 717-783-9258  
 Printed: 1/8/2016

Also visit our Internet WWW Site at: <http://www.dep.state.pa.us>

DISCLAIMER: While care has been taken in the preparation of this report, there is no warranty or guarantee as to the data, calculation or content accuracy. The Commonwealth reserves the right to update or change any data or presentation format without notice or liability.

Commonwealth of Pennsylvania  
 Department of Environmental Protection  
 Bureau of Waste Management  
 Division of Reporting and Fee Collection

-----  
 Landfill Waste Receipts  
 in Tons (2000 lbs.) of Waste

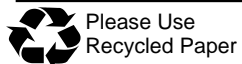
For Year:    Quarter:  
 2014       /       4

Disposal Facility: 101538, SANDY RUN LANDFILL INC.

County/State that Generated Waste	Waste Type:	Municipal	Residual	Sewage Sludge	Processed Medical	Construction	WTE Ash Residue	Asbestos	Total
05 BEDFORD		8942.1	454.3	22.1	0	94.2	0	0	9512.7
07 BLAIR		589.3	1789.9	0	0	135.9	0	0	2515.1
21 CUMBERLAND		0	0	0	0	1735.2	0	0	1735.2
29 FULTON		637.9	0	0	0	27	0	0	664.9
31 HUNTINGDON		6899.5	0	0	0	0.9	0	0	6900.4
34 JUNIATA		0	0	0	0	23.5	0	0	23.5
44 MIFFLIN		0	20.6	0	0	0	0	0	20.6
50 PERRY		0	50.3	0	0	0	0	0	50.3
MD MARYLAND		6647.7	0	0	0	239.8	0	0	6887.5
<b>Waste Totals:</b>		<b>23716.5</b>	<b>2315.1</b>	<b>22.1</b>	<b>0</b>	<b>2256.5</b>	<b>0</b>	<b>0</b>	<b>28310.2</b>

Disposal Facility: 100403, SENECA LANDFILL INC

County/State that Generated Waste	Waste Type:	Municipal	Residual	Sewage Sludge	Processed Medical	Construction	WTE Ash Residue	Asbestos	Total
02 ALLEGHENY		12775.6	8593.7	1364.7	0	1400.1	0	0	24134.1
03 ARMSTRONG		966.2	195	232.9	0	57.8	0	0	1451.9
04 BEAVER		11678.3	272.6	49.5	0	56.2	0	0	12056.6
10 BUTLER		21190.8	7932.8	1129.9	0	1991	0	0	32244.5
11 CAMBRIA		0	0	0	0	0	0	0	0
16 CLARION		0	39.9	0	0	0	0	0	39.9
20 CRAWFORD		0	731.5	485	0	0	0	0	1216.5
25 ERIE		0	0	15.6	0	0	0	0	15.6
26 FAYETTE		0	0	0	0	0	0	0	0
27 FOREST		0	0	62.8	0	0	0	0	62.8
32 INDIANA		0	129.2	0	0	0	0	0	129.2
33 JEFFERSON		0	0	0	0	0	0	0	0
37 LAWRENCE		218.3	514.1	0	0	25.2	0	0	757.6
43 MERCER		27343.5	1585.4	48.5	0	1913.1	0	0	30890.5
60 UNION		0	0	0	0	0	0	0	0
61 VENANGO		17.8	837.5	362.8	0	757.5	0	0	1975.6
63 WASHINGTON		5.9	0	384.1	0	0	0	0	390
65 WESTMORELAND		436.6	23.8	511.4	0	39.1	0	0	1010.9
OH OHIO		3563.7	0	0	0	10.6	0	0	3574.3
<b>Waste Totals:</b>		<b>78196.7</b>	<b>20855.5</b>	<b>4647.2</b>	<b>0</b>	<b>6250.6</b>	<b>0</b>	<b>0</b>	<b>109950</b>



Please Use  
Recycled Paper

Phone: 717-783-9258  
 Printed: 1/8/2016

Also visit our Internet WWW Site at: <http://www.dep.state.pa.us>

DISCLAIMER: While care has been taken in the preparation of this report, there is no warranty or guarantee as to the data, calculation or content accuracy. The Commonwealth reserves the right to update or change any data or presentation format without notice or liability.

Commonwealth of Pennsylvania  
 Department of Environmental Protection  
 Bureau of Waste Management  
 Division of Reporting and Fee Collection

Landfill Waste Receipts  
 in Tons (2000 lbs.) of Waste

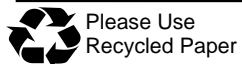
For Year: 2014 / Quarter: 4

Disposal Facility: 100592, SOUTH HILLS LANDFILL INC

County/State that Generated Waste	Waste Type:	Municipal	Residual	Sewage Sludge	Processed Medical	Construction	WTE Ash Residue	Asbestos	Total
02 ALLEGHENY		9596.6	4663.7	418.9	0	4021	712.5	0	19412.7
10 BUTLER		0	87.2	0	0	0	0	0	87.2
26 FAYETTE		55.5	4491.3	0	0	58.9	0	0	4605.7
30 GREENE		0	1693.4	0	0	0	0	0	1693.4
43 MERCER		0	40.9	0	0	0	0	0	40.9
63 WASHINGTON		2634.8	1931.2	0	0	382.5	0	0	4948.5
65 WESTMORELAND		0	47.7	0	0	0	0	0	47.7
OH OHIO		0	130.2	0	0	0	0	0	130.2
WV WEST VIRGINIA		0	8272.9	0	0	3.4	0	0	8276.3
<b>Waste Totals:</b>		<b>12286.9</b>	<b>21358.5</b>	<b>418.9</b>	<b>0</b>	<b>4465.8</b>	<b>712.5</b>	<b>0</b>	<b>39242.6</b>

Disposal Facility: 100081, SOUTHERN ALLEGHENIES LANDFILL INC

County/State that Generated Waste	Waste Type:	Municipal	Residual	Sewage Sludge	Processed Medical	Construction	WTE Ash Residue	Asbestos	Total
05 BEDFORD		22.1	103.4	0	0	4.9	0	23.9	154.3
07 BLAIR		139.4	874.8	0	0	0	0	12	1026.2
11 CAMBRIA		6380.4	1618.4	0	0	1014.9	0	1	9014.7
22 DAUPHIN		0	0	0	0	0	0	16.8	16.8
30 GREENE		3.3	0	0	0	0	0	0	3.3
32 INDIANA		0.8	4.7	0	0	5	0	2.2	12.7
40 LUZERNE		0	0	0	0	0	0	430.6	430.6
51 PHILADELPHIA		0	0	0	0	0	0	19.2	19.2
56 SOMERSET		5082.2	997.1	148	0	231.1	0	5.1	6463.5
65 WESTMORELAND		6.9	11.8	0	0	3.8	0	0	22.5
MD MARYLAND		0	0	0	0	0	0	11.9	11.9
NY NEW YORK		0	0	0	0	0	0	185.4	185.4
<b>Waste Totals:</b>		<b>11635.1</b>	<b>3610.2</b>	<b>148</b>	<b>0</b>	<b>1259.7</b>	<b>0</b>	<b>708.1</b>	<b>17361.1</b>



Commonwealth of Pennsylvania  
Department of Environmental Protection  
Bureau of Waste Management  
Division of Reporting and Fee Collection

-----  
Landfill Waste Receipts  
in Tons (2000 lbs.) of Waste

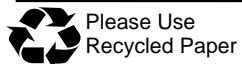
For Year:   Quarter:  
2014     /     4

Disposal Facility: 100277, TERVITA SANITARY LANDFILL

County/State that Generated Waste	Waste Type:	Municipal	Residual	Sewage Sludge	Processed Medical	Construction	WTE Ash Residue	Asbestos	Total
02 ALLEGHENY		11104.1	2803.9	2069.3	0	2771.6	0	40	18788.9
04 BEAVER		0	0	0	0	21.9	0	0	21.9
10 BUTLER		0	117.6	0	0	3.1	0	0	120.7
17 CLEARFIELD		0	0	0	0	0	0	2.1	2.1
26 FAYETTE		3192.4	447.3	90.2	0	756.8	0	0	4486.7
30 GREENE		205	2653.4	0	0	281.9	0	0	3140.3
32 INDIANA		0	10.4	0	0	30.6	0	0	41
63 WASHINGTON		7401.4	1024.5	269.8	0	5204.3	0	29.9	13929.9
65 WESTMORELAND		6044.1	3309.2	443.4	0	2752.7	0	43.5	12592.9
OH OHIO		0	15.2	0	0	8	0	0	23.2
WV WEST VIRGINIA		17.7	0	0	0	48.8	0	0	66.5
<b>Waste Totals:</b>		<b>27964.7</b>	<b>10381.5</b>	<b>2872.7</b>	<b>0</b>	<b>11879.7</b>	<b>0</b>	<b>115.5</b>	<b>53214.1</b>

Disposal Facility: 101494, TULLYTOWN RESOURCE RECOVERY FACILITY

County/State that Generated Waste	Waste Type:	Municipal	Residual	Sewage Sludge	Processed Medical	Construction	WTE Ash Residue	Asbestos	Total
06 BERKS		7.2	0	0	0	0	0	0	7.2
09 BUCKS		5882.9	12828.5	275.4	162.7	770.4	37584.9	17.7	57522.5
13 CARBON		1.9	0	0	0	0	0	0	1.9
15 CHESTER		0	28.5	13.7	0	3.3	0	5.1	50.6
23 DELAWARE		1936.1	62.8	344.4	426.3	0	0	0	2769.6
39 LEHIGH		89.1	0	0	0	0	0	0	89.1
45 MONROE		0.3	0	0	0	0	0	0	0.3
46 MONTGOMERY		8998.3	609.1	548.9	60.6	79	0	5.3	10301.2
48 NORTHAMPTON		0.5	0	0	0	0	0	0	0.5
51 PHILADELPHIA		15467.6	3036.7	1448.7	1132.9	247	0	620.3	21953.2
CT CONNECTICUT		0	565.3	0	0	0	0	27.4	592.7
DC DISRICT OF COLUMBIA		0	0	0	0	3.4	0	0	3.4
DE DELAWARE (ST)		0	158.7	0	0	21.9	0	36	216.6
MD MARYLAND		0	0	0	0	7.9	0	0	7.9
NJ NEW JERSEY		116091.6	24442.2	4505.1	0	53647.1	26.3	448	199160.3
NY NEW YORK		118495.6	802.9	15862.5	0	2608.7	0	29.8	137799.5
VA VIRGINIA		0	0	0	0	16.8	0	0	16.8
<b>Waste Totals:</b>		<b>266971.1</b>	<b>42534.7</b>	<b>22998.7</b>	<b>1782.5</b>	<b>57405.5</b>	<b>37611.2</b>	<b>1189.6</b>	<b>430493.3</b>



Please Use  
Recycled Paper

Phone: 717-783-9258  
Printed: 1/8/2016

Also visit our Internet WWW Site at: <http://www.dep.state.pa.us>

DISCLAIMER: While care has been taken in the preparation of this report, there is no warranty or guarantee as to the data, calculation or content accuracy. The Commonwealth reserves the right to update or change any data or presentation format without notice or liability.

Commonwealth of Pennsylvania  
 Department of Environmental Protection  
 Bureau of Waste Management  
 Division of Reporting and Fee Collection

-----  
 Landfill Waste Receipts  
 in Tons (2000 lbs.) of Waste

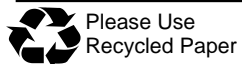
For Year:    Quarter:  
 2014       /       4

Disposal Facility: 100280, VALLEY LANDFILL

County/State that Generated Waste	Waste Type:	Municipal	Residual	Sewage Sludge	Processed Medical	Construction	WTE Ash Residue	Asbestos	Total
02 ALLEGHENY		6808.2	19607.7	451.8	0	2983.4	816.7	80.3	30748.1
03 ARMSTRONG		1703.9	10.3	0	0	98.4	0	0	1812.6
10 BUTLER		219.7	546.6	0	0	37.7	0	0	804
26 FAYETTE		146.9	21	0	0	37.4	0	0	205.3
32 INDIANA		0	124.2	0	0	0	0	0	124.2
63 WASHINGTON		0	56.9	0	0	0	0	0	56.9
65 WESTMORELAND		23773.7	3140.1	898.4	8	4897.5	0	0	32717.7
<b>Waste Totals:</b>		<b>32652.4</b>	<b>23506.8</b>	<b>1350.2</b>	<b>8</b>	<b>8054.4</b>	<b>816.7</b>	<b>80.3</b>	<b>66468.8</b>

Disposal Facility: 100739, WESTERN BERKS COMMUNITY LANDFILL

County/State that Generated Waste	Waste Type:	Municipal	Residual	Sewage Sludge	Processed Medical	Construction	WTE Ash Residue	Asbestos	Total
06 BERKS		12205.3	7803.8	2961	0	2560.8	0	84.3	25615.2
09 BUCKS		704.5	18.2	0	0	0	0	14	736.7
15 CHESTER		0	0	0	0	0	0	4	4
23 DELAWARE		0	15.9	1453.3	0	0	0	7.7	1476.9
39 LEHIGH		0	1.4	0	0	0	0	31.5	32.9
40 LUZERNE		0	0	0	0	51.9	0	0	51.9
41 LYCOMING		0	0	0	0	0	0	18.6	18.6
46 MONTGOMERY		6232.8	2537	1732.3	0	270.3	0	493.4	11265.8
47 MONTOUR		0	0	0	0	0	0	13.6	13.6
48 NORTHAMPTON		0	0	427.3	0	0	0	0	427.3
49 NORTHUMBERLAND		0	0	61.7	0	0	0	0	61.7
51 PHILADELPHIA		0	0	0	0	0	0	56.2	56.2
54 SCHUYLKILL		0	0	0	0	4.7	0	0	4.7
NJ NEW JERSEY		0	0	0	0	0	0	122.1	122.1
<b>Waste Totals:</b>		<b>19142.6</b>	<b>10376.3</b>	<b>6635.6</b>	<b>0</b>	<b>2887.7</b>	<b>0</b>	<b>845.4</b>	<b>39887.6</b>



Please Use  
Recycled Paper

Phone: 717-783-9258  
 Printed: 1/8/2016

Also visit our Internet WWW Site at: <http://www.dep.state.pa.us>

DISCLAIMER: While care has been taken in the preparation of this report, there is no warranty or guarantee as to the data, calculation or content accuracy. The Commonwealth reserves the right to update or change any data or presentation format without notice or liability.

Commonwealth of Pennsylvania  
 Department of Environmental Protection  
 Bureau of Waste Management  
 Division of Reporting and Fee Collection

-----  
 Landfill Waste Receipts  
 in Tons (2000 lbs.) of Waste

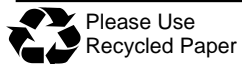
For Year:   Quarter:  
 2014     /     4

Disposal Facility: 400633, WHEELABRATOR FALLS INC

County/State that Generated Waste	Waste Type:	Municipal	Residual	Sewage Sludge	Processed Medical	Construction	WTE Ash Residue	Asbestos	Total
06 BERKS		3.5	0	0	0	0	0	0	3.5
09 BUCKS		37460.1	139.2	0	0	5150	0	0	42749.3
15 CHESTER		0	67.7	0	0	0	0	0	67.7
38 LEBANON		0	1124	0	0	0	0	0	1124
39 LEHIGH		0	46.5	0	0	0	0	0	46.5
40 LUZERNE		0	217.5	0	0	0	0	0	217.5
46 MONTGOMERY		8.1	42.5	0	0	0	0	0	50.6
51 PHILADELPHIA		90061	299	0	0	22.7	0	0	90382.7
67 YORK		0	274.4	0	0	0	0	0	274.4
NC NORTH CAROLINA		0	17	0	0	0	0	0	17
NJ NEW JERSEY		7373.1	601.7	0	0	0	0	0	7974.8
NY NEW YORK		1306.4	49.6	0	0	0	0	0	1356
WV WEST VIRGINIA		0	23.2	0	0	0	0	0	23.2
<b>Waste Totals:</b>		<b>136212.2</b>	<b>2902.3</b>	<b>0</b>	<b>0</b>	<b>5172.7</b>	<b>0</b>	<b>0</b>	<b>144287.2</b>

Disposal Facility: 400561, YORK COUNTY RESOURCE RECOVERY CENTER

County/State that Generated Waste	Waste Type:	Municipal	Residual	Sewage Sludge	Processed Medical	Construction	WTE Ash Residue	Asbestos	Total
01 ADAMS		3370.9	260.6	0	0	0	0	0	3631.5
06 BERKS		0	0.7	0	0	0	0	0	0.7
21 CUMBERLAND		3932.7	0	0	0	0	0	0	3932.7
22 DAUPHIN		3531.5	3.4	0	0	0	0	0	3534.9
44 MIFFLIN		0	112.3	0	0	0	0	0	112.3
51 PHILADELPHIA		10571.7	0	0	0	0	0	0	10571.7
67 YORK		72046.4	2304.8	0	0	0	0	0	74351.2
MD MARYLAND		15007.7	0	0	0	0	0	0	15007.7
NJ NEW JERSEY		3037.5	0	0	0	0	0	0	3037.5
<b>Waste Totals:</b>		<b>111498.4</b>	<b>2681.8</b>	<b>0</b>	<b>0</b>	<b>0</b>	<b>0</b>	<b>0</b>	<b>114180.2</b>



Please Use  
Recycled Paper

Phone: 717-783-9258  
 Printed: 1/8/2016

Also visit our Internet WWW Site at: <http://www.dep.state.pa.us>

DISCLAIMER: While care has been taken in the preparation of this report, there is no warranty or guarantee as to the data, calculation or content accuracy. The Commonwealth reserves the right to update or change any data or presentation format without notice or liability.