

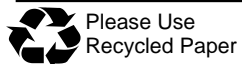
Commonwealth of Pennsylvania
 Department of Environmental Protection
 Bureau of Waste Management
 Division of Reporting and Fee Collection

 Landfill Waste Receipts
 in Tons (2000 lbs.) of Waste

For Year: Quarter:
 2015 / 4

Disposal Facility: 100419, ADVANCED DISPOSAL SERVICES CHESTNUT VALLEY LANDFILL INC

| County/State that Generated Waste | Waste Type: | Municipal | Residual | Sewage Sludge | Processed Medical | Construction | WTE Ash Residue | Asbestos | Total |
|--------------------------------------|-------------|----------------|----------------|------------------|----------------------|---------------|--------------------|-------------|----------------|
| 02 ALLEGHENY | | 162.8 | 0 | 0 | 0 | 62.6 | 0 | 1.5 | 226.9 |
| 10 BUTLER | | 0 | 25.9 | 0 | 0 | 0 | 0 | 0 | 25.9 |
| 26 FAYETTE | | 14119.5 | 5736.2 | 1050.8 | 0 | 2216.6 | 0 | 0 | 23123.1 |
| 30 GREENE | | 3089 | 12636.2 | 278.6 | 0 | 1757.5 | 0 | 2.2 | 17763.5 |
| 43 MERCER | | 0 | 0 | 0 | 0 | 9.4 | 0 | 0 | 9.4 |
| 56 SOMERSET | | 142.9 | 0 | 0 | 0 | 1.1 | 0 | 0 | 144 |
| 63 WASHINGTON | | 1248.4 | 6811.7 | 68.9 | 0 | 20.6 | 0 | 0 | 8149.6 |
| 65 WESTMORELAND | | 932.9 | 60.3 | 0 | 0 | 88.8 | 0 | 0 | 1082 |
| OH OHIO | | 0 | 0 | 0 | 0 | 0 | 0 | 1.5 | 1.5 |
| WV WEST VIRGINIA | | 843.2 | 917.5 | 0 | 0 | 304.5 | 0 | 80.7 | 2145.9 |
| Waste Totals: | | 20538.7 | 26187.8 | 1398.3 | 0 | 4461.1 | 0 | 85.9 | 52671.8 |



Please Use
Recycled Paper

Phone: 717-783-9258
 Printed: 2/8/2016

Also visit our Internet WWW Site at: <http://www.dep.state.pa.us>

DISCLAIMER: While care has been taken in the preparation of this report, there is no warranty or guarantee as to the data, calculation or content accuracy. The Commonwealth reserves the right to update or change any data or presentation format without notice or liability.

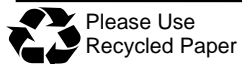
Commonwealth of Pennsylvania
 Department of Environmental Protection
 Bureau of Waste Management
 Division of Reporting and Fee Collection

 Landfill Waste Receipts
 in Tons (2000 lbs.) of Waste

For Year: Quarter:
 2015 / 4

Disposal Facility: 101397, ADVANCED DISPOSAL SERVICES GREENTREE LANDFILL LLC.

| County/State that Generated Waste | Waste Type: | Municipal | Residual | Sewage Sludge | Processed Medical | Construction | WTE Ash Residue | Asbestos | Total |
|--------------------------------------|-------------|-----------|----------|------------------|----------------------|--------------|--------------------|----------|---------|
| 02 ALLEGHENY | | 0 | 24.1 | 0 | 0 | 0 | 0 | 6.7 | 30.8 |
| 03 ARMSTRONG | | 0 | 537.2 | 0 | 0 | 0 | 0 | 0 | 537.2 |
| 07 BLAIR | | 14203.7 | 2358.9 | 2101.8 | 0 | 28 | 0 | 14.8 | 18707.2 |
| 09 BUCKS | | 0 | 95.9 | 0 | 0 | 2568.9 | 0 | 0 | 2664.8 |
| 10 BUTLER | | 0 | 5604 | 0 | 0 | 0 | 0 | 0 | 5604 |
| 11 CAMBRIA | | 0 | 0 | 0 | 0 | 12.6 | 0 | 2.8 | 15.4 |
| 12 CAMERON | | 728.3 | 240.5 | 77.1 | 0 | 65.3 | 0 | 0 | 1111.2 |
| 14 CENTRE | | 23688.5 | 703.1 | 124.5 | 0 | 13.2 | 63.2 | 7.8 | 24600.3 |
| 16 CLARION | | 9362.7 | 6983.7 | 23.3 | 0 | 29.2 | 19.2 | 0 | 16418.1 |
| 17 CLEARFIELD | | 12169.6 | 1719.7 | 543.5 | 0 | 6393.3 | 0 | 5.9 | 20832 |
| 20 CRAWFORD | | 0 | 135.9 | 203.8 | 0 | 0 | 29.3 | 0 | 369 |
| 24 ELK | | 2690.7 | 4994.6 | 1128.9 | 0 | 763.6 | 0 | 0.8 | 9578.6 |
| 25 ERIE | | 0 | 25.1 | 0 | 0 | 0 | 0 | 0 | 25.1 |
| 27 FOREST | | 4.3 | 9645.4 | 0 | 0 | 22.4 | 0 | 0 | 9672.1 |
| 31 HUNTINGDON | | 0 | 0 | 45.7 | 0 | 9.3 | 0 | 0 | 55 |
| 32 INDIANA | | 462.9 | 54.3 | 0 | 0 | 1 | 0 | 0 | 518.2 |
| 33 JEFFERSON | | 4744.2 | 1850.6 | 227.7 | 0 | 466.6 | 9.1 | 2.7 | 7300.9 |
| 42 MCKEAN | | 7.4 | 510.5 | 0 | 0 | 1 | 1132.1 | 15.8 | 1666.8 |
| 44 MIFFLIN | | 0 | 43.7 | 0 | 0 | 0 | 0 | 0 | 43.7 |
| 45 MONROE | | 0 | 20.6 | 0 | 0 | 0 | 0 | 0 | 20.6 |
| 49 NORTHUMBERLAND | | 0 | 1.4 | 0 | 0 | 0 | 0 | 0 | 1.4 |
| 51 PHILADELPHIA | | 61.8 | 0 | 0 | 0 | 0 | 0 | 0 | 61.8 |
| 53 POTTER | | 0 | 293.1 | 0 | 0 | 0 | 0 | 0 | 293.1 |
| 59 TIOGA | | 0 | 0.2 | 0 | 0 | 0 | 0 | 0 | 0.2 |
| 61 VENANGO | | 0 | 119.4 | 159.2 | 0 | 0 | 0 | 0 | 278.6 |
| 62 WARREN | | 7313.6 | 1757.2 | 459.9 | 0 | 53.1 | 0.3 | 54.7 | 9638.8 |
| 63 WASHINGTON | | 0 | 1.9 | 0 | 0 | 0 | 0 | 0.5 | 2.4 |
| 65 WESTMORELAND | | 0 | 0 | 0 | 0 | 0 | 0 | 3.1 | 3.1 |
| CT CONNECTICUT | | 0 | 642.5 | 0 | 0 | 0 | 0 | 0 | 642.5 |
| DE DELAWARE (ST) | | 0 | 161.7 | 0 | 0 | 0 | 0 | 0 | 161.7 |
| MD MARYLAND | | 0 | 0 | 0 | 0 | 0 | 0 | 0.1 | 0.1 |
| NJ NEW JERSEY | | 10779 | 5311.7 | 6568.4 | 0 | 0 | 0 | 11.8 | 22670.9 |
| NY NEW YORK | | 4265 | 294.2 | 21281.4 | 0 | 0 | 1372.9 | 88.6 | 27302.1 |
| VA VIRGINIA | | 0 | 14.4 | 0 | 0 | 0 | 0 | 0 | 14.4 |
| WV WEST VIRGINIA | | 0 | 9.9 | 0 | 0 | 0 | 0 | 0 | 9.9 |



Commonwealth of Pennsylvania
Department of Environmental Protection
Bureau of Waste Management
Division of Reporting and Fee Collection

Landfill Waste Receipts
in Tons (2000 lbs.) of Waste

For Year: Quarter:
2015 / 4

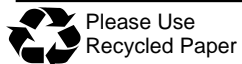
| | | | | | | | | |
|----------------------|----------------|----------------|----------------|----------|----------------|---------------|--------------|---------------|
| Waste Totals: | 90481.7 | 44155.4 | 32945.2 | 0 | 10427.5 | 2626.1 | 216.1 | 180852 |
|----------------------|----------------|----------------|----------------|----------|----------------|---------------|--------------|---------------|

Disposal Facility: 100933, ALLIANCE SANITARY LANDFILL INC

| County/State that Generated Waste | Waste Type: | Municipal | Residual | Sewage Sludge | Processed Medical | Construction | WTE Ash Residue | Asbestos | Total |
|--------------------------------------|-------------|----------------|---------------|------------------|----------------------|---------------|--------------------|--------------|----------------|
| 08 BRADFORD | | 0 | 1401.2 | 0 | 0 | 0 | 0 | 0 | 1401.2 |
| 13 CARBON | | 100.5 | 0 | 0 | 0 | 0 | 0 | 0 | 100.5 |
| 19 COLUMBIA | | 4.7 | 0 | 0 | 0 | 0 | 0 | 0 | 4.7 |
| 35 LACKAWANNA | | 11454.9 | 1194.5 | 92.2 | 127.7 | 1182.8 | 0 | 48 | 14100.1 |
| 38 LEBANON | | 31.6 | 0 | 0 | 0 | 0 | 0 | 0 | 31.6 |
| 39 LEHIGH | | 0 | 2.9 | 0 | 0 | 0 | 0 | 0 | 2.9 |
| 40 LUZERNE | | 20913.9 | 1442.6 | 3698.2 | 0 | 403.3 | 0 | 218.2 | 26676.2 |
| 45 MONROE | | 2993.1 | 242.6 | 0 | 0 | 130.6 | 0 | 0 | 3366.3 |
| 48 NORTHAMPTON | | 0 | 1.4 | 0 | 0 | 0 | 0 | 0 | 1.4 |
| 52 PIKE | | 4208.1 | 7.1 | 0 | 0 | 1.6 | 0 | 0 | 4216.8 |
| 54 SCHUYLKILL | | 6.1 | 22.8 | 0 | 0 | 0 | 0 | 0 | 28.9 |
| 58 SUSQUEHANNA | | 1120.2 | 184.9 | 80.1 | 0 | 19.2 | 0 | 0 | 1404.4 |
| 64 WAYNE | | 4274.9 | 63.4 | 0 | 0 | 24.9 | 0 | 0 | 4363.2 |
| 66 WYOMING | | 1386.9 | 120.7 | 0 | 0 | 22.9 | 0 | 0 | 1530.5 |
| NY NEW YORK | | 781.2 | 9.5 | 554.9 | 0 | 0 | 0 | 21.6 | 1367.2 |
| Waste Totals: | | 47276.1 | 4693.6 | 4425.4 | 127.7 | 1785.3 | 0 | 287.8 | 58595.9 |

Disposal Facility: 100172, ARDEN LANDFILL INC.

| County/State that Generated Waste | Waste Type: | Municipal | Residual | Sewage Sludge | Processed Medical | Construction | WTE Ash Residue | Asbestos | Total |
|--------------------------------------|-------------|----------------|----------------|------------------|----------------------|---------------|--------------------|----------|-----------------|
| 02 ALLEGHENY | | 18954.5 | 2556.3 | 0 | 0 | 2238.6 | 2756 | 0 | 26505.4 |
| 04 BEAVER | | 14886.5 | 140.8 | 81.9 | 0 | 170.4 | 0 | 0 | 15279.6 |
| 10 BUTLER | | 22 | 289.6 | 0 | 0 | 10.3 | 0 | 0 | 321.9 |
| 26 FAYETTE | | 280.5 | 309.5 | 0 | 0 | 6.1 | 0 | 0 | 596.1 |
| 30 GREENE | | 1501.7 | 1609 | 0 | 18.6 | 797.6 | 0 | 0 | 3926.9 |
| 32 INDIANA | | 0 | 0 | 0 | 0 | 0 | 1836.6 | 0 | 1836.6 |
| 63 WASHINGTON | | 14814.2 | 31644.3 | 1119.8 | 161.8 | 3466.8 | 0 | 0 | 51206.9 |
| 65 WESTMORELAND | | 7.8 | 124.6 | 0 | 0 | 4.1 | 0 | 0 | 136.5 |
| OH OHIO | | 315.3 | 2887 | 12.1 | 0 | 65.3 | 0 | 0 | 3279.7 |
| WV WEST VIRGINIA | | 789.8 | 6195.4 | 0 | 0 | 838.1 | 12797.5 | 0 | 20620.8 |
| Waste Totals: | | 51572.3 | 45756.5 | 1213.8 | 180.4 | 7597.3 | 17390.1 | 0 | 123710.4 |



Please Use
Recycled Paper

Phone: 717-783-9258
Printed: 2/8/2016

Also visit our Internet WWW Site at: <http://www.dep.state.pa.us>

DISCLAIMER: While care has been taken in the preparation of this report, there is no warranty or guarantee as to the data, calculation or content accuracy. The Commonwealth reserves the right to update or change any data or presentation format without notice or liability.

Commonwealth of Pennsylvania
 Department of Environmental Protection
 Bureau of Waste Management
 Division of Reporting and Fee Collection

 Landfill Waste Receipts
 in Tons (2000 lbs.) of Waste

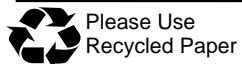
For Year: Quarter:
 2015 / 4

Disposal Facility: 101243, BRADFORD COUNTY SANITARY LANDFILL

| County/State that Generated Waste | Waste Type: | Municipal | Residual | Sewage Sludge | Processed Medical | Construction | WTE Ash Residue | Asbestos | Total |
|--------------------------------------|-------------|----------------|---------------|------------------|----------------------|---------------|--------------------|------------|----------------|
| 08 BRADFORD | | 5770.7 | 3646.8 | 92.3 | 0 | 2978.8 | 0 | 1.4 | 12490 |
| 19 COLUMBIA | | 0.2 | 0 | 0 | 0 | 0 | 0 | 0 | 0.2 |
| 41 LYCOMING | | 1 | 51.5 | 0 | 0 | 123.1 | 0 | 0 | 175.6 |
| 53 POTTER | | 0.9 | 0 | 0 | 0 | 4.6 | 0 | 0 | 5.5 |
| 57 SULLIVAN | | 651.1 | 15.3 | 10.6 | 0 | 326.6 | 0 | 0 | 1003.6 |
| 58 SUSQUEHANNA | | 260.5 | 0 | 0 | 0 | 0 | 0 | 0 | 260.5 |
| 59 TIOGA | | 4646.6 | 5516.5 | 503.6 | 0 | 235.3 | 0 | 0 | 10902 |
| 62 WARREN | | 0 | 0 | 0 | 0 | 1.6 | 0 | 0 | 1.6 |
| 66 WYOMING | | 828.6 | 104.3 | 0 | 0 | 325.4 | 0 | 0 | 1258.3 |
| Waste Totals: | | 12159.6 | 9334.4 | 606.5 | 0 | 3995.4 | 0 | 1.4 | 26097.3 |

Disposal Facility: 100361, Casella McKean County Landfill

| County/State that Generated Waste | Waste Type: | Municipal | Residual | Sewage Sludge | Processed Medical | Construction | WTE Ash Residue | Asbestos | Total |
|--------------------------------------|-------------|---------------|----------------|------------------|----------------------|---------------|--------------------|----------|----------------|
| 12 CAMERON | | 0 | 152.5 | 0 | 0 | 267.1 | 0 | 0 | 419.6 |
| 16 CLARION | | 0 | 0 | 0 | 0 | 23.3 | 0 | 0 | 23.3 |
| 24 ELK | | 1894.8 | 17485 | 259 | 0 | 783.2 | 0 | 0 | 20422 |
| 27 FOREST | | 16.5 | 0 | 0 | 0 | 0 | 0 | 0 | 16.5 |
| 33 JEFFERSON | | 461.9 | 0.1 | 0 | 0 | 33 | 0 | 0 | 495 |
| 42 MCKEAN | | 4298.9 | 12715.5 | 305.4 | 0 | 1082.1 | 593.9 | 0 | 18995.8 |
| 53 POTTER | | 0 | 31.3 | 25.1 | 0 | 3 | 0 | 0 | 59.4 |
| 54 SCHUYLKILL | | 0 | 49.8 | 0 | 0 | 0 | 0 | 0 | 49.8 |
| 62 WARREN | | 0 | 0 | 5.7 | 0 | 214.1 | 0 | 0 | 219.8 |
| MA MASSACHUSETTS | | 0 | 6.5 | 0 | 0 | 0 | 0 | 0 | 6.5 |
| NY NEW YORK | | 0 | 0 | 0 | 0 | 31.5 | 0 | 0 | 31.5 |
| Waste Totals: | | 6672.1 | 30440.7 | 595.2 | 0 | 2437.3 | 593.9 | 0 | 40739.2 |



Please Use
Recycled Paper

Phone: 717-783-9258
 Printed: 2/8/2016

Also visit our Internet WWW Site at: <http://www.dep.state.pa.us>

DISCLAIMER: While care has been taken in the preparation of this report, there is no warranty or guarantee as to the data, calculation or content accuracy. The Commonwealth reserves the right to update or change any data or presentation format without notice or liability.

Commonwealth of Pennsylvania
 Department of Environmental Protection
 Bureau of Waste Management
 Division of Reporting and Fee Collection

 Landfill Waste Receipts
 in Tons (2000 lbs.) of Waste

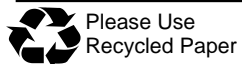
For Year: Quarter:
 2015 / 4

Disposal Facility: 100944, CHESTER COUNTY SWA LANCHESTER LANDFILL

| County/State that Generated Waste | Waste Type: | Municipal | Residual | Sewage Sludge | Processed Medical | Construction | WTE Ash Residue | Asbestos | Total |
|--------------------------------------|-------------|----------------|---------------|------------------|----------------------|---------------|--------------------|------------|----------------|
| 06 BERKS | | 3503.5 | 2217.3 | 0 | 0 | 1392.2 | 3002.9 | 0 | 10115.9 |
| 09 BUCKS | | 0 | 0 | 0 | 0 | 0 | 5177.5 | 0 | 5177.5 |
| 15 CHESTER | | 54082.3 | 1183.4 | 1159.4 | 0 | 6842.3 | 0 | 2.7 | 63270.1 |
| 23 DELAWARE | | 1.8 | 0 | 0 | 0 | 0 | 0 | 0 | 1.8 |
| 36 LANCASTER | | 80.7 | 120.9 | 3.9 | 0 | 133.8 | 0 | 0 | 339.3 |
| 38 LEBANON | | 0 | 17.9 | 0 | 0 | 0 | 0 | 0 | 17.9 |
| 46 MONTGOMERY | | 832.8 | 8 | 0 | 0 | 39.4 | 0 | 0 | 880.2 |
| 51 PHILADELPHIA | | 0 | 0 | 0 | 0 | 124.2 | 0 | 0 | 124.2 |
| 54 SCHUYLKILL | | 1.5 | 0 | 0 | 0 | 0 | 0 | 0 | 1.5 |
| DE DELAWARE (ST) | | 0 | 731.8 | 0 | 0 | 0 | 0 | 0 | 731.8 |
| Waste Totals: | | 58502.6 | 4279.3 | 1163.3 | 0 | 8531.9 | 8180.4 | 2.7 | 80660.2 |

Disposal Facility: 100022, CHRIN BROTHERS SANITARY LANDFILL

| County/State that Generated Waste | Waste Type: | Municipal | Residual | Sewage Sludge | Processed Medical | Construction | WTE Ash Residue | Asbestos | Total |
|--------------------------------------|-------------|----------------|---------------|------------------|----------------------|----------------|--------------------|--------------|----------------|
| 06 BERKS | | 0 | 0 | 0 | 0 | 2.5 | 0 | 0 | 2.5 |
| 09 BUCKS | | 2543.9 | 42 | 0 | 0 | 435.2 | 0 | 0 | 3021.1 |
| 13 CARBON | | 5.5 | 0 | 0 | 0 | 31.1 | 0 | 0 | 36.6 |
| 39 LEHIGH | | 9525.8 | 303 | 0 | 0 | 3235.3 | 0 | 107.7 | 13171.8 |
| 45 MONROE | | 0 | 0 | 0 | 0 | 24.6 | 0 | 3.3 | 27.9 |
| 46 MONTGOMERY | | 0 | 0 | 0 | 0 | 8.8 | 0 | 0 | 8.8 |
| 48 NORTHAMPTON | | 16665.5 | 1780.1 | 2016.6 | 0 | 6669.2 | 0 | 29.1 | 27160.5 |
| 52 PIKE | | 0 | 0 | 0 | 0 | 68 | 0 | 0 | 68 |
| NJ NEW JERSEY | | 2153.8 | 16.4 | 19 | 0 | 2087.4 | 0 | 197.3 | 4473.9 |
| Waste Totals: | | 30894.5 | 2141.5 | 2035.6 | 0 | 12562.1 | 0 | 337.4 | 47971.1 |



Please Use
Recycled Paper

Phone: 717-783-9258
 Printed: 2/8/2016

Also visit our Internet WWW Site at: <http://www.dep.state.pa.us>

DISCLAIMER: While care has been taken in the preparation of this report, there is no warranty or guarantee as to the data, calculation or content accuracy. The Commonwealth reserves the right to update or change any data or presentation format without notice or liability.

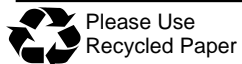
Commonwealth of Pennsylvania
 Department of Environmental Protection
 Bureau of Waste Management
 Division of Reporting and Fee Collection

 Landfill Waste Receipts
 in Tons (2000 lbs.) of Waste

For Year: Quarter:
 2015 / 4

Disposal Facility: 100955, CLINTON COUNTY SWA WAYNE TOWNSHIP LANDFILL

| County/State that Generated Waste | Waste Type: | Municipal | Residual | Sewage Sludge | Processed Medical | Construction | WTE Ash Residue | Asbestos | Total |
|--------------------------------------|-------------|----------------|---------------|------------------|----------------------|---------------|--------------------|-------------|----------------|
| 07 BLAIR | | 0 | 6.6 | 0 | 0 | 120.2 | 0 | 0.2 | 127 |
| 08 BRADFORD | | 0 | 4.3 | 0 | 0 | 20.1 | 0 | 0 | 24.4 |
| 13 CARBON | | 0 | 0 | 0 | 0 | 0 | 0 | 0.2 | 0.2 |
| 14 CENTRE | | 642.7 | 186.3 | 680.1 | 0 | 59 | 0 | 21.4 | 1589.5 |
| 17 CLEARFIELD | | 640.2 | 17.9 | 0 | 0 | 6 | 0 | 0.7 | 664.8 |
| 18 CLINTON | | 6859.6 | 1316.8 | 1094.5 | 0.1 | 1250.4 | 0 | 9.5 | 10530.9 |
| 19 COLUMBIA | | 0 | 1718.5 | 0 | 0 | 156.7 | 0 | 0.4 | 1875.6 |
| 22 DAUPHIN | | 0 | 17.2 | 0 | 0 | 0 | 0 | 2.9 | 20.1 |
| 31 HUNTINGDON | | 4.9 | 0 | 0 | 0 | 43.2 | 0 | 0 | 48.1 |
| 33 JEFFERSON | | 0 | 0 | 0 | 0 | 0 | 0 | 0.3 | 0.3 |
| 34 JUNIATA | | 2349 | 683.5 | 0 | 0 | 169.9 | 0 | 0 | 3202.4 |
| 35 LACKAWANNA | | 0 | 0 | 0 | 0 | 0 | 0 | 1.9 | 1.9 |
| 40 LUZERNE | | 0 | 204 | 0 | 0 | 56.2 | 0 | 0.1 | 260.3 |
| 41 LYCOMING | | 4385.3 | 2210.3 | 83.5 | 0 | 1661.9 | 0 | 2.8 | 8343.8 |
| 44 MIFFLIN | | 4812.6 | 423.5 | 159.6 | 0 | 847.8 | 0 | 16.3 | 6259.8 |
| 47 MONTOUR | | 6.5 | 0 | 0 | 0 | 243.9 | 0 | 0.4 | 250.8 |
| 49 NORTHUMBERLAND | | 11248.1 | 204.3 | 354.6 | 0 | 159.4 | 0 | 0 | 11966.4 |
| 50 PERRY | | 1472.5 | 0.2 | 0 | 0 | 137.6 | 0 | 0 | 1610.3 |
| 53 POTTER | | 0 | 0 | 0 | 0 | 2.7 | 0 | 0 | 2.7 |
| 54 SCHUYLKILL | | 0 | 249.3 | 0 | 0 | 0 | 0 | 0.1 | 249.4 |
| 55 SNYDER | | 717.9 | 431.6 | 0 | 0 | 111.1 | 0 | 2.9 | 1263.5 |
| 56 SOMERSET | | 0 | 0 | 0 | 0 | 0 | 0 | 0.2 | 0.2 |
| 57 SULLIVAN | | 0 | 36.5 | 0 | 0 | 18.2 | 0 | 0 | 54.7 |
| 59 TIOGA | | 5.8 | 156 | 0 | 0 | 65.4 | 0 | 0 | 227.2 |
| 60 UNION | | 48.7 | 7.1 | 0 | 0 | 0.1 | 0 | 0.2 | 56.1 |
| 61 VENANGO | | 0 | 0 | 0 | 0 | 0 | 0 | 0.2 | 0.2 |
| 65 WESTMORELAND | | 0 | 0 | 0 | 0 | 0 | 0 | 0.1 | 0.1 |
| 67 YORK | | 0 | 0 | 0 | 0 | 1229.5 | 0 | 0 | 1229.5 |
| NJ NEW JERSEY | | 85 | 0 | 0 | 0 | 0 | 0 | 0 | 85 |
| Waste Totals: | | 33278.8 | 7873.9 | 2372.3 | 0.1 | 6359.3 | 0 | 60.8 | 49945.2 |



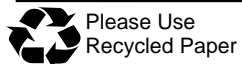
Commonwealth of Pennsylvania
 Department of Environmental Protection
 Bureau of Waste Management
 Division of Reporting and Fee Collection

 Landfill Waste Receipts
 in Tons (2000 lbs.) of Waste

For Year: Quarter:
 2015 / 4

Disposal Facility: 101615, COMMONWEALTH ENVIRONMENTAL SYSTEMS LANDFILL

| County/State that Generated Waste | Waste Type: | Municipal | Residual | Sewage Sludge | Processed Medical | Construction | WTE Ash Residue | Asbestos | Total |
|--------------------------------------|-------------|-----------------|---------------|------------------|----------------------|----------------|--------------------|-------------|---------------|
| 06 BERKS | | 2320.9 | 949.1 | 43.7 | 0 | 4665.1 | 0 | 0 | 7978.8 |
| 09 BUCKS | | 0 | 334.6 | 0 | 0 | 0 | 0 | 0 | 334.6 |
| 13 CARBON | | 4841.2 | 46.1 | 0 | 0 | 82.7 | 0 | 0 | 4970 |
| 19 COLUMBIA | | 0 | 0 | 0 | 0 | 13.5 | 0 | 0 | 13.5 |
| 22 DAUPHIN | | 0 | 246 | 0 | 0 | 341.5 | 0 | 0 | 587.5 |
| 38 LEBANON | | 0 | 489.5 | 0 | 0 | 0 | 0 | 0 | 489.5 |
| 39 LEHIGH | | 4730.5 | 0 | 0 | 0 | 0 | 0 | 0 | 4730.5 |
| 40 LUZERNE | | 10230.2 | 1333.9 | 657.9 | 72.6 | 298.1 | 0 | 0 | 12592.7 |
| 49 NORTHUMBERLAND | | 2892.3 | 0 | 0 | 0 | 118.6 | 0 | 0 | 3010.9 |
| 54 SCHUYLKILL | | 29273.6 | 3508.2 | 2184.3 | 42.9 | 1998 | 0 | 11.1 | 37018.1 |
| NJ NEW JERSEY | | 27134 | 1430.4 | 24.4 | 0 | 13094.3 | 0 | 0 | 41683.1 |
| NY NEW YORK | | 19482.2 | 0 | 2625 | 0 | 814.6 | 0 | 0 | 22921.8 |
| Waste Totals: | | 100904.9 | 8337.8 | 5535.3 | 115.5 | 21426.4 | 0 | 11.1 | 136331 |



Please Use
Recycled Paper

Phone: 717-783-9258
 Printed: 2/8/2016

Also visit our Internet WWW Site at: <http://www.dep.state.pa.us>

DISCLAIMER: While care has been taken in the preparation of this report, there is no warranty or guarantee as to the data, calculation or content accuracy. The Commonwealth reserves the right to update or change any data or presentation format without notice or liability.

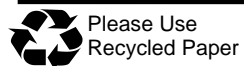
Commonwealth of Pennsylvania
 Department of Environmental Protection
 Bureau of Waste Management
 Division of Reporting and Fee Collection

 Landfill Waste Receipts
 in Tons (2000 lbs.) of Waste

For Year: Quarter:
 2015 / 4

Disposal Facility: 101509, CONNESTOGA LANDFILL

| County/State that Generated Waste | Waste Type: | Municipal | Residual | Sewage Sludge | Processed Medical | Construction | WTE Ash Residue | Asbestos | Total |
|--------------------------------------|-------------|-----------------|----------------|------------------|----------------------|---------------|--------------------|---------------|-----------------|
| 06 BERKS | | 24550.4 | 5553.9 | 64.1 | 3951.8 | 244.3 | 0 | 11.9 | 34376.4 |
| 09 BUCKS | | 270.4 | 327.3 | 0 | 0 | 188.2 | 0 | 8 | 793.9 |
| 15 CHESTER | | 0 | 1672.1 | 0 | 0 | 0 | 0 | 0 | 1672.1 |
| 22 DAUPHIN | | 0 | 19.9 | 0 | 0 | 0 | 0 | 0 | 19.9 |
| 23 DELAWARE | | 3.5 | 2085.9 | 358 | 22.9 | 99.9 | 3.2 | 497.1 | 3070.5 |
| 36 LANCASTER | | 0 | 1319.5 | 0 | 0 | 0 | 0 | 0 | 1319.5 |
| 38 LEBANON | | 0 | 607.9 | 0 | 0 | 0 | 0 | 0 | 607.9 |
| 39 LEHIGH | | 303.8 | 267.9 | 0 | 0 | 170.5 | 0 | 2.8 | 745 |
| 40 LUZERNE | | 0 | 0 | 0 | 0 | 0 | 0 | 1 | 1 |
| 46 MONTGOMERY | | 33690.3 | 9916.5 | 0 | 0 | 961.5 | 0 | 171.2 | 44739.5 |
| 48 NORTHAMPTON | | 10.1 | 275.3 | 0 | 0 | 180.6 | 0 | 11.6 | 477.6 |
| 51 PHILADELPHIA | | 26185.7 | 6784.4 | 0 | 53.2 | 4467.4 | 0 | 208.1 | 37698.8 |
| CT CONNECTICUT | | 0 | 2037.7 | 0 | 0 | 0 | 0 | 4.2 | 2041.9 |
| DE DELAWARE (ST) | | 0 | 97.8 | 0 | 0 | 0 | 0 | 0 | 97.8 |
| MA MASSACHUSETTS | | 0 | 5.4 | 0 | 0 | 0 | 0 | 0 | 5.4 |
| MD MARYLAND | | 0 | 62 | 0 | 0 | 0 | 0 | 0.1 | 62.1 |
| NJ NEW JERSEY | | 52550.6 | 1020.3 | 0 | 0 | 173.4 | 0 | 913.3 | 54657.6 |
| NY NEW YORK | | 0 | 142.9 | 0 | 0 | 0 | 0 | 0 | 142.9 |
| RI RHODE ISLAND | | 0 | 0 | 0 | 13.9 | 0 | 0 | 0 | 13.9 |
| Waste Totals: | | 137564.8 | 32196.7 | 422.1 | 4041.8 | 6485.8 | 3.2 | 1829.3 | 182543.7 |



Please Use
Recycled Paper

Phone: 717-783-9258
 Printed: 2/8/2016

Also visit our Internet WWW Site at: <http://www.dep.state.pa.us>

DISCLAIMER: While care has been taken in the preparation of this report, there is no warranty or guarantee as to the data, calculation or content accuracy. The Commonwealth reserves the right to update or change any data or presentation format without notice or liability.

Commonwealth of Pennsylvania
 Department of Environmental Protection
 Bureau of Waste Management
 Division of Reporting and Fee Collection

 Landfill Waste Receipts
 in Tons (2000 lbs.) of Waste

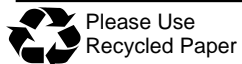
For Year: Quarter:
 2015 / 4

Disposal Facility: 400593, COVANTA DELAWARE VALLEY

| County/State that Generated Waste | Waste Type: | Municipal | Residual | Sewage Sludge | Processed Medical | Construction | WTE Ash Residue | Asbestos | Total |
|--------------------------------------|-------------|-----------------|---------------|------------------|----------------------|--------------|--------------------|----------|-----------------|
| 23 DELAWARE | | 94966.8 | 610.9 | 0 | 0 | 0 | 0 | 0 | 95577.7 |
| 39 LEHIGH | | 0 | 187.8 | 0 | 0 | 0 | 0 | 0 | 187.8 |
| 51 PHILADELPHIA | | 78298.6 | 1019 | 0 | 0 | 0 | 0 | 0 | 79317.6 |
| 67 YORK | | 0 | 24.9 | 0 | 0 | 0 | 0 | 0 | 24.9 |
| DE DELAWARE (ST) | | 2426.2 | 1654.4 | 0 | 0 | 0 | 0 | 0 | 4080.6 |
| MD MARYLAND | | 5562.9 | 61.5 | 0 | 0 | 0 | 0 | 0 | 5624.4 |
| NC NORTH CAROLINA | | 0 | 14.8 | 0 | 0 | 0 | 0 | 0 | 14.8 |
| NJ NEW JERSEY | | 39137.3 | 1118.4 | 0 | 0 | 0 | 0 | 0 | 40255.7 |
| NY NEW YORK | | 71044.6 | 0 | 0 | 0 | 0 | 0 | 0 | 71044.6 |
| PR PUERTO RICO | | 0 | 379.7 | 0 | 0 | 0 | 0 | 0 | 379.7 |
| VA VIRGINIA | | 0 | 200.8 | 0 | 0 | 0 | 0 | 0 | 200.8 |
| Waste Totals: | | 291436.4 | 5272.2 | 0 | 0 | 0 | 0 | 0 | 296708.6 |

Disposal Facility: 400558, COVANTA PLYMOUTH RENEWABLE ENERGY

| County/State that Generated Waste | Waste Type: | Municipal | Residual | Sewage Sludge | Processed Medical | Construction | WTE Ash Residue | Asbestos | Total |
|--------------------------------------|-------------|----------------|---------------|------------------|----------------------|--------------|--------------------|----------|-----------------|
| 06 BERKS | | 104.4 | 25.9 | 0 | 0 | 0 | 0 | 0 | 130.3 |
| 09 BUCKS | | 11057.2 | 409.9 | 0 | 0 | 0 | 0 | 0 | 11467.1 |
| 15 CHESTER | | 152.5 | 98 | 0 | 0 | 0 | 0 | 0 | 250.5 |
| 23 DELAWARE | | 1760.2 | 17.2 | 0 | 0 | 0 | 0 | 0 | 1777.4 |
| 39 LEHIGH | | 1799.8 | 1037.3 | 0 | 0 | 0 | 0 | 0 | 2837.1 |
| 46 MONTGOMERY | | 77785.6 | 1876.9 | 0 | 0 | 0 | 0 | 0 | 79662.5 |
| 48 NORTHAMPTON | | 0 | 193.9 | 0 | 0 | 0 | 0 | 0 | 193.9 |
| 51 PHILADELPHIA | | 6700.9 | 25 | 0 | 0 | 0 | 0 | 0 | 6725.9 |
| Waste Totals: | | 99360.6 | 3684.1 | 0 | 0 | 0 | 0 | 0 | 103044.7 |



Please Use
Recycled Paper

Phone: 717-783-9258

Printed: 2/8/2016

Also visit our Internet WWW Site at: <http://www.dep.state.pa.us>

DISCLAIMER: While care has been taken in the preparation of this report, there is no warranty or guarantee as to the data, calculation or content accuracy. The Commonwealth reserves the right to update or change any data or presentation format without notice or liability.

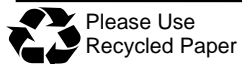
Commonwealth of Pennsylvania
 Department of Environmental Protection
 Bureau of Waste Management
 Division of Reporting and Fee Collection

 Landfill Waste Receipts
 in Tons (2000 lbs.) of Waste

For Year: Quarter:
 2015 / 4

Disposal Facility: 100945, CUMBERLAND COUNTY LANDFILL

| County/State that Generated Waste | Waste Type: | Municipal | Residual | Sewage Sludge | Processed Medical | Construction | WTE Ash Residue | Asbestos | Total |
|--------------------------------------|-------------|-----------------|----------------|------------------|----------------------|----------------|--------------------|---------------|-----------------|
| 01 ADAMS | | 1839.6 | 108.8 | 0 | 0 | 237.8 | 0 | 0 | 2186.2 |
| 05 BEDFORD | | 5899 | 52.6 | 0 | 0 | 0 | 0 | 0 | 5951.6 |
| 06 BERKS | | 0 | 62.2 | 0 | 0 | 3952.5 | 0 | 0 | 4014.7 |
| 09 BUCKS | | 0 | 57.7 | 17.8 | 0 | 0 | 0 | 0 | 75.5 |
| 15 CHESTER | | 26.9 | 75.1 | 0 | 0 | 0 | 0 | 0 | 102 |
| 21 CUMBERLAND | | 8991 | 3431.3 | 352.9 | 0 | 11171.5 | 0 | 59.9 | 24006.6 |
| 22 DAUPHIN | | 0 | 1409 | 173.8 | 0 | 60.3 | 0 | 78.4 | 1721.5 |
| 28 FRANKLIN | | 1148 | 107.2 | 4.3 | 0 | 48.7 | 0 | 45.3 | 1353.5 |
| 31 HUNTINGDON | | 6003.1 | 227.4 | 0 | 0 | 0 | 0 | 7 | 6237.5 |
| 34 JUNIATA | | 49.1 | 68.3 | 0 | 0 | 113.2 | 0 | 0 | 230.6 |
| 36 LANCASTER | | 0 | 0 | 90.6 | 0 | 0 | 0 | 13.4 | 104 |
| 38 LEBANON | | 0 | 2796.4 | 0 | 0 | 0 | 0 | 0 | 2796.4 |
| 39 LEHIGH | | 423.7 | 0 | 0 | 0 | 0 | 0 | 0 | 423.7 |
| 44 MIFFLIN | | 0 | 0 | 0 | 0 | 6.4 | 0 | 0 | 6.4 |
| 45 MONROE | | 0 | 43.5 | 0 | 0 | 0 | 0 | 0 | 43.5 |
| 46 MONTGOMERY | | 0 | 191.7 | 0 | 0 | 0 | 0 | 0 | 191.7 |
| 48 NORTHAMPTON | | 63.8 | 56.3 | 0 | 0 | 0 | 0 | 0 | 120.1 |
| 50 PERRY | | 775.4 | 23.1 | 114.8 | 0 | 445.5 | 0 | 0 | 1358.8 |
| 51 PHILADELPHIA | | 8.3 | 45 | 0 | 0 | 0.8 | 0 | 0 | 54.1 |
| 67 YORK | | 0 | 3764.7 | 194.5 | 0 | 114.2 | 0 | 18.8 | 4092.2 |
| CT CONNECTICUT | | 0 | 85.1 | 0 | 0 | 0 | 0 | 0 | 85.1 |
| IL ILLINOIS | | 10.8 | 0 | 0 | 0 | 0 | 0 | 0 | 10.8 |
| MD MARYLAND | | 23191.3 | 914.8 | 2829.7 | 0 | 0 | 0 | 0 | 26935.8 |
| NJ NEW JERSEY | | 77989.5 | 2998.6 | 21.2 | 0 | 0 | 0 | 203.4 | 81212.7 |
| NY NEW YORK | | 0 | 2579.1 | 10626.4 | 0 | 0 | 0 | 2586.6 | 15792.1 |
| WV WEST VIRGINIA | | 0 | 1787.8 | 0 | 0 | 0 | 0 | 0 | 1787.8 |
| Waste Totals: | | 126419.5 | 20885.7 | 14426 | 0 | 16150.9 | 0 | 3012.8 | 180894.9 |



Commonwealth of Pennsylvania
 Department of Environmental Protection
 Bureau of Waste Management
 Division of Reporting and Fee Collection

 Landfill Waste Receipts
 in Tons (2000 lbs.) of Waste

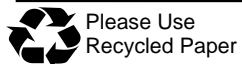
For Year: Quarter:
 2015 / 4

Disposal Facility: 100345, DELAWARE COUNTY SWA ROLLING HILLS LANDFILL

| County/State that Generated Waste | Waste Type: | Municipal | Residual | Sewage Sludge | Processed Medical | Construction | WTE Ash Residue | Asbestos | Total |
|--------------------------------------|-------------|----------------|----------------|------------------|----------------------|----------------|--------------------|----------|---------------|
| 06 BERKS | | 12171.8 | 10265.6 | 42 | 0 | 152.8 | 6664.5 | 8 | 29304.7 |
| 09 BUCKS | | 0 | 0 | 0 | 0 | 9894.4 | 0 | 0 | 9894.4 |
| 15 CHESTER | | 1168.2 | 0 | 0 | 0 | 3.4 | 0 | 0 | 1171.6 |
| 23 DELAWARE | | 80.9 | 0 | 0 | 0 | 0 | 97182 | 0 | 97262.9 |
| 46 MONTGOMERY | | 3168.6 | 488 | 0 | 0 | 6841.1 | 24536.5 | 0 | 35034.2 |
| 51 PHILADELPHIA | | 0 | 0 | 0 | 0 | 5721.8 | 0 | 0 | 5721.8 |
| NJ NEW JERSEY | | 0 | 0 | 0 | 0 | 210.9 | 1840.5 | 0 | 2051.4 |
| Waste Totals: | | 16589.5 | 10753.6 | 42 | 0 | 22824.4 | 130223.5 | 8 | 180441 |

Disposal Facility: 100434, EVERGREEN LANDFILL

| County/State that Generated Waste | Waste Type: | Municipal | Residual | Sewage Sludge | Processed Medical | Construction | WTE Ash Residue | Asbestos | Total |
|--------------------------------------|-------------|----------------|-------------|------------------|----------------------|---------------|--------------------|----------|----------------|
| 02 ALLEGHENY | | 0 | 3.6 | 0 | 0 | 2.7 | 0 | 0 | 6.3 |
| 03 ARMSTRONG | | 2793.4 | 301.2 | 15.7 | 0 | 196.6 | 0 | 0 | 3306.9 |
| 11 CAMBRIA | | 30.9 | 3.4 | 0 | 0 | 4.4 | 0 | 0 | 38.7 |
| 17 CLEARFIELD | | 0 | 78.6 | 0 | 0 | 0 | 0 | 0 | 78.6 |
| 26 FAYETTE | | 3.8 | 0 | 0 | 0 | 0 | 0 | 0 | 3.8 |
| 27 FOREST | | 0 | 38.8 | 0 | 0 | 0 | 0 | 0 | 38.8 |
| 30 GREENE | | 0 | 87.6 | 0 | 0 | 0 | 0 | 0 | 87.6 |
| 32 INDIANA | | 9056.6 | 1807.1 | 649.2 | 0 | 2312.6 | 0 | 0 | 13825.5 |
| 33 JEFFERSON | | 374.5 | 272.5 | 243.8 | 0 | 96 | 0 | 0 | 986.8 |
| 65 WESTMORELAND | | 4581.7 | 1138.2 | 85.5 | 0 | 249.3 | 0 | 0 | 6054.7 |
| Waste Totals: | | 16840.9 | 3731 | 994.2 | 0 | 2861.6 | 0 | 0 | 24427.7 |



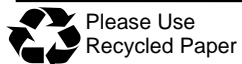
Commonwealth of Pennsylvania
 Department of Environmental Protection
 Bureau of Waste Management
 Division of Reporting and Fee Collection

 Landfill Waste Receipts
 in Tons (2000 lbs.) of Waste

For Year: Quarter:
 2015 / 4

Disposal Facility: 101680, G.R.O.W.S. NORTH

| County/State that Generated Waste | Waste Type: | Municipal | Residual | Sewage Sludge | Processed Medical | Construction | WTE Ash Residue | Asbestos | Total |
|--------------------------------------|-------------|-----------------|--------------|------------------|----------------------|----------------|--------------------|-------------|-----------------|
| 06 BERKS | | 4.6 | 83.1 | 0 | 0 | 0.4 | 0 | 0 | 88.1 |
| 09 BUCKS | | 5866.3 | 11453.5 | 2633.6 | 30.8 | 1188.6 | 5351.5 | 0 | 26524.3 |
| 13 CARBON | | 2.1 | 0 | 0 | 0 | 0 | 0 | 0 | 2.1 |
| 15 CHESTER | | 0 | 16 | 0 | 0 | 0 | 0 | 0 | 16 |
| 23 DELAWARE | | 8384.6 | 172 | 514.8 | 0 | 0 | 0 | 0 | 9071.4 |
| 38 LEBANON | | 0 | 7.4 | 0 | 0 | 0 | 0 | 0 | 7.4 |
| 39 LEHIGH | | 126.7 | 0 | 0 | 0 | 0 | 0 | 0 | 126.7 |
| 46 MONTGOMERY | | 3199.8 | 8149.8 | 1173.3 | 28.3 | 2.7 | 121.8 | 0 | 12675.7 |
| 48 NORTHAMPTON | | 0.4 | 0 | 0 | 0 | 0 | 0 | 0 | 0.4 |
| 51 PHILADELPHIA | | 69383.2 | 1406.1 | 2099.5 | 113.4 | 1375.7 | 0 | 0 | 74377.9 |
| CT CONNECTICUT | | 0 | 21.6 | 0 | 0 | 0 | 0 | 0 | 21.6 |
| DE DELAWARE (ST) | | 0 | 1555.7 | 0 | 0 | 0 | 0 | 0 | 1555.7 |
| NJ NEW JERSEY | | 67337.4 | 28919.4 | 4529.7 | 0 | 40429.8 | 9150 | 43.2 | 150409.5 |
| NY NEW YORK | | 130963.2 | 906.4 | 2250.2 | 14.8 | 10576.4 | 0 | 0 | 144711 |
| Waste Totals: | | 285268.3 | 52691 | 13201.1 | 187.3 | 53573.6 | 14623.3 | 43.2 | 419587.8 |



Please Use
Recycled Paper

Phone: 717-783-9258
 Printed: 2/8/2016

Also visit our Internet WWW Site at: <http://www.dep.state.pa.us>

DISCLAIMER: While care has been taken in the preparation of this report, there is no warranty or guarantee as to the data, calculation or content accuracy. The Commonwealth reserves the right to update or change any data or presentation format without notice or liability.

Commonwealth of Pennsylvania
 Department of Environmental Protection
 Bureau of Waste Management
 Division of Reporting and Fee Collection

 Landfill Waste Receipts
 in Tons (2000 lbs.) of Waste

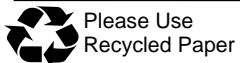
For Year: Quarter:
 2015 / 4

Disposal Facility: 100265, GRAND CENTRAL SANITARY LANDFILL INC

| County/State that Generated Waste | Waste Type: | Municipal | Residual | Sewage Sludge | Processed Medical | Construction | WTE Ash Residue | Asbestos | Total |
|--------------------------------------|-------------|---------------|---------------|------------------|----------------------|----------------|--------------------|-------------|-----------------|
| 06 BERKS | | 845.9 | 0 | 0 | 0 | 0 | 0 | 0 | 845.9 |
| 09 BUCKS | | 743.5 | 80.7 | 0 | 42.3 | 0 | 0 | 0 | 866.5 |
| 13 CARBON | | 2189.5 | 839.7 | 103.2 | 0 | 293.3 | 0 | 0 | 3425.7 |
| 35 LACKAWANNA | | 3.6 | 0 | 0 | 0 | 0 | 0 | 0 | 3.6 |
| 39 LEHIGH | | 31390.7 | 477 | 206.5 | 201.5 | 613.5 | 0 | 17.2 | 32906.4 |
| 40 LUZERNE | | 52.8 | 0 | 0 | 0 | 0 | 0 | 0 | 52.8 |
| 45 MONROE | | 21205.7 | 759 | 352.7 | 417.7 | 4251.9 | 0 | 0 | 26987 |
| 46 MONTGOMERY | | 479.4 | 0 | 5 | 183.4 | 250.7 | 0 | 0 | 918.5 |
| 48 NORTHAMPTON | | 30557.1 | 3273.2 | 2897.6 | 231.2 | 3147.3 | 0 | 0 | 40106.4 |
| 52 PIKE | | 693.7 | 0 | 0 | 0 | 52.4 | 0 | 0 | 746.1 |
| 54 SCHUYLKILL | | 0 | 15.2 | 0 | 0 | 0 | 0 | 0 | 15.2 |
| 64 WAYNE | | 0.9 | 0 | 0 | 0 | 0 | 0 | 0 | 0.9 |
| CT CONNECTICUT | | 0 | 0 | 0 | 0 | 29.2 | 0 | 0 | 29.2 |
| NJ NEW JERSEY | | 32997.2 | 282.5 | 158.4 | 10.9 | 4306.4 | 21625.7 | 7820.7 | 67201.8 |
| NY NEW YORK | | 0 | 0 | 4729.5 | 143.7 | 159.9 | 0 | 29.1 | 5062.2 |
| Waste Totals: | | 121160 | 5727.3 | 8452.9 | 1230.7 | 13104.6 | 21625.7 | 7867 | 179168.2 |

Disposal Facility: 101544, GREATER LEBANON REFUSE AUTHORITY LANDFILL

| County/State that Generated Waste | Waste Type: | Municipal | Residual | Sewage Sludge | Processed Medical | Construction | WTE Ash Residue | Asbestos | Total |
|--------------------------------------|-------------|----------------|---------------|------------------|----------------------|---------------|--------------------|----------|----------------|
| 38 LEBANON | | 20006.3 | 7377.9 | 575.3 | 0 | 4853.4 | 0 | 0 | 32812.9 |
| Waste Totals: | | 20006.3 | 7377.9 | 575.3 | 0 | 4853.4 | 0 | 0 | 32812.9 |



Commonwealth of Pennsylvania
 Department of Environmental Protection
 Bureau of Waste Management
 Division of Reporting and Fee Collection

 Landfill Waste Receipts
 in Tons (2000 lbs.) of Waste

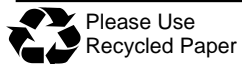
For Year: Quarter:
 2015 / 4

Disposal Facility: 100281, GREENRIDGE RECLAMATION LANDFILL

| County/State that Generated Waste | Waste Type: | Municipal | Residual | Sewage Sludge | Processed Medical | Construction | WTE Ash Residue | Asbestos | Total |
|--------------------------------------|-------------|----------------|----------------|------------------|----------------------|---------------|--------------------|--------------|----------------|
| 02 ALLEGHENY | | 17126.5 | 2825.4 | 900.3 | 0 | 655.9 | 0 | 9.2 | 21517.3 |
| 03 ARMSTRONG | | 0 | 9.5 | 0 | 0 | 0 | 0 | 1.2 | 10.7 |
| 10 BUTLER | | 0 | 0 | 77.8 | 0 | 0 | 0 | 0 | 77.8 |
| 26 FAYETTE | | 877.4 | 199.5 | 157.8 | 0 | 205.6 | 0 | 0 | 1440.3 |
| 32 INDIANA | | 4.6 | 0 | 0 | 0 | 47.5 | 0 | 0.7 | 52.8 |
| 56 SOMERSET | | 275.7 | 0 | 0 | 0 | 20.4 | 0 | 0 | 296.1 |
| 63 WASHINGTON | | 605.5 | 222.3 | 461.8 | 0 | 187.7 | 0 | 0 | 1477.3 |
| 65 WESTMORELAND | | 15602.4 | 10529.2 | 3104.5 | 0 | 4183.3 | 0 | 443.5 | 33862.9 |
| WV WEST VIRGINIA | | 0 | 5063.9 | 0 | 536.8 | 0 | 0 | 0 | 5600.7 |
| Waste Totals: | | 34492.1 | 18849.8 | 4702.2 | 536.8 | 5300.4 | 0 | 454.6 | 64335.9 |

Disposal Facility: 100758, HARRISBURG MATERIALS ENERGY RECYCLING & RECOVERY FACILITY

| County/State that Generated Waste | Waste Type: | Municipal | Residual | Sewage Sludge | Processed Medical | Construction | WTE Ash Residue | Asbestos | Total |
|--------------------------------------|-------------|----------------|---------------|------------------|----------------------|---------------|--------------------|----------|----------------|
| 06 BERKS | | 6254.8 | 0 | 0 | 0 | 0 | 0 | 0 | 6254.8 |
| 18 CLINTON | | 0 | 117.3 | 0 | 0 | 0 | 0 | 0 | 117.3 |
| 19 COLUMBIA | | 60.8 | 0 | 0 | 0 | 0 | 0 | 0 | 60.8 |
| 21 CUMBERLAND | | 6490.1 | 70.3 | 0 | 0 | 1156.1 | 0 | 0 | 7716.5 |
| 22 DAUPHIN | | 40222.2 | 1009.8 | 0 | 0 | 2681.2 | 0 | 0 | 43913.2 |
| 28 FRANKLIN | | 22 | 157.7 | 0 | 0 | 0 | 0 | 0 | 179.7 |
| 36 LANCASTER | | 1669.7 | 0 | 0 | 0 | 0 | 0 | 0 | 1669.7 |
| 40 LUZERNE | | 0 | 66.8 | 0 | 0 | 0 | 0 | 0 | 66.8 |
| 41 LYCOMING | | 0 | 17.4 | 0 | 0 | 0 | 0 | 0 | 17.4 |
| 49 NORTHUMBERLAND | | 21.1 | 0 | 0 | 0 | 0 | 0 | 0 | 21.1 |
| 50 PERRY | | 490.8 | 0 | 0 | 0 | 2.1 | 0 | 0 | 492.9 |
| 54 SCHUYLKILL | | 320.7 | 40.3 | 0 | 0 | 0 | 0 | 0 | 361 |
| 58 SUSQUEHANNA | | 11.4 | 0 | 0 | 0 | 0 | 0 | 0 | 11.4 |
| 67 YORK | | 0 | 0 | 0 | 0 | 13.7 | 0 | 0 | 13.7 |
| MD MARYLAND | | 0 | 38.5 | 0 | 0 | 0 | 0 | 0 | 38.5 |
| NJ NEW JERSEY | | 18787.1 | 0 | 0 | 0 | 0 | 0 | 0 | 18787.1 |
| Waste Totals: | | 74350.7 | 1518.1 | 0 | 0 | 3853.1 | 0 | 0 | 79721.9 |



Please Use
Recycled Paper

Phone: 717-783-9258
 Printed: 2/8/2016

Also visit our Internet WWW Site at: <http://www.dep.state.pa.us>

DISCLAIMER: While care has been taken in the preparation of this report, there is no warranty or guarantee as to the data, calculation or content accuracy. The Commonwealth reserves the right to update or change any data or presentation format without notice or liability.

Commonwealth of Pennsylvania
 Department of Environmental Protection
 Bureau of Waste Management
 Division of Reporting and Fee Collection

 Landfill Waste Receipts
 in Tons (2000 lbs.) of Waste

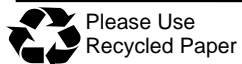
For Year: Quarter:
 2015 / 4

Disposal Facility: 100020, IESI PA BETHLEHEM LANDFILL CORP.

| County/State that Generated Waste | Waste Type: | Municipal | Residual | Sewage Sludge | Processed Medical | Construction | WTE Ash Residue | Asbestos | Total |
|--------------------------------------|-------------|----------------|--------------|------------------|----------------------|--------------|--------------------|----------|----------------|
| 09 BUCKS | | 1240.5 | 345.6 | 0 | 0 | 53.4 | 0 | 0 | 1639.5 |
| 15 CHESTER | | 16.1 | 0 | 0 | 0 | 0 | 0 | 0 | 16.1 |
| 23 DELAWARE | | 0 | 0 | 0 | 0 | 80.4 | 0 | 0 | 80.4 |
| 39 LEHIGH | | 7207.5 | 476 | 0 | 0 | 1051.8 | 0 | 0 | 8735.3 |
| 46 MONTGOMERY | | 80.3 | 43.6 | 0 | 0 | 764.7 | 0 | 0 | 888.6 |
| 48 NORTHAMPTON | | 12992.9 | 306.1 | 0 | 0 | 1385.3 | 0 | 0 | 14684.3 |
| 51 PHILADELPHIA | | 0 | 0 | 0 | 0 | 77.8 | 0 | 0 | 77.8 |
| 54 SCHUYLKILL | | 1.1 | 0 | 0 | 0 | 0 | 0 | 0 | 1.1 |
| NJ NEW JERSEY | | 8882.8 | 9616.7 | 0 | 0 | 4453 | 0 | 0 | 22952.5 |
| NY NEW YORK | | 829.6 | 0 | 0 | 0 | 181.6 | 0 | 0 | 1011.2 |
| Waste Totals: | | 31250.8 | 10788 | 0 | 0 | 8048 | 0 | 0 | 50086.8 |

Disposal Facility: 100934, IESI PA BLUE RIDGE LANDFILL CORP

| County/State that Generated Waste | Waste Type: | Municipal | Residual | Sewage Sludge | Processed Medical | Construction | WTE Ash Residue | Asbestos | Total |
|--------------------------------------|-------------|-----------------|---------------|------------------|----------------------|---------------|--------------------|----------|---------------|
| 01 ADAMS | | 5928.7 | 104.7 | 0 | 0 | 1802.5 | 0 | 0 | 7835.9 |
| 21 CUMBERLAND | | 3132.1 | 36.5 | 415.9 | 0 | 2908.4 | 0 | 0 | 6492.9 |
| 22 DAUPHIN | | 0 | 232.4 | 6 | 0 | 117.2 | 0 | 0 | 355.6 |
| 23 DELAWARE | | 0 | 1119.8 | 0 | 0 | 0 | 0 | 0 | 1119.8 |
| 28 FRANKLIN | | 18906.8 | 3939.8 | 2004.4 | 0 | 3841.2 | 0 | 0 | 28692.2 |
| 29 FULTON | | 23.5 | 0 | 0 | 0 | 9.1 | 0 | 0 | 32.6 |
| 50 PERRY | | 21.3 | 0 | 0 | 0 | 0 | 0 | 0 | 21.3 |
| 67 YORK | | 0 | 0 | 0 | 0 | 101.3 | 0 | 0 | 101.3 |
| DC DISRICT OF COLUMBIA | | 8260.1 | 366.8 | 0 | 0 | 0 | 0 | 0 | 8626.9 |
| MD MARYLAND | | 77004 | 1689.2 | 740.9 | 0 | 360.1 | 0 | 0 | 79794.2 |
| NY NEW YORK | | 29550.4 | 1029.6 | 135.5 | 0 | 0 | 0 | 0 | 30715.5 |
| WV WEST VIRGINIA | | 3672.4 | 0 | 0 | 0 | 27.4 | 0 | 0 | 3699.8 |
| Waste Totals: | | 146499.3 | 8518.8 | 3302.7 | 0 | 9167.2 | 0 | 0 | 167488 |



Please Use
Recycled Paper

Phone: 717-783-9258
 Printed: 2/8/2016

Also visit our Internet WWW Site at: <http://www.dep.state.pa.us>

DISCLAIMER: While care has been taken in the preparation of this report, there is no warranty or guarantee as to the data, calculation or content accuracy. The Commonwealth reserves the right to update or change any data or presentation format without notice or liability.

Commonwealth of Pennsylvania
 Department of Environmental Protection
 Bureau of Waste Management
 Division of Reporting and Fee Collection

Landfill Waste Receipts
 in Tons (2000 lbs.) of Waste

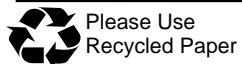
For Year: 2015 Quarter: 4

Disposal Facility: 100620, IMPERIAL LANDFILL

| County/State that Generated Waste | Waste Type: | Municipal | Residual | Sewage Sludge | Processed Medical | Construction | WTE Ash Residue | Asbestos | Total |
|--------------------------------------|-------------|----------------|----------------|------------------|----------------------|----------------|--------------------|---------------|-----------------|
| 02 ALLEGHENY | | 74656.6 | 17395.9 | 4265 | 0 | 9394.4 | 1821.7 | 1016.6 | 108550.2 |
| 04 BEAVER | | 2206 | 216.5 | 1160 | 0 | 382.3 | 0 | 345.7 | 4310.5 |
| 10 BUTLER | | 1197 | 253.2 | 18.9 | 0 | 169.7 | 0 | 0 | 1638.8 |
| 11 CAMBRIA | | 4.1 | 0 | 0 | 0 | 0 | 0 | 0 | 4.1 |
| 25 ERIE | | 0 | 0 | 0 | 0 | 0 | 0 | 6 | 6 |
| 26 FAYETTE | | 27.4 | 386 | 0 | 0 | 0 | 0 | 0 | 413.4 |
| 28 FRANKLIN | | 0 | 0 | 0 | 0 | 0 | 0 | 3.8 | 3.8 |
| 30 GREENE | | 0 | 156.2 | 0 | 0 | 0 | 0 | 0 | 156.2 |
| 37 LAWRENCE | | 0 | 5.3 | 0 | 0 | 0 | 0 | 71.2 | 76.5 |
| 42 MCKEAN | | 0 | 0 | 0 | 0 | 4.7 | 0 | 0 | 4.7 |
| 63 WASHINGTON | | 6185.2 | 7898 | 756.9 | 0 | 1686.6 | 0 | 21.9 | 16548.6 |
| 65 WESTMORELAND | | 11 | 233 | 0 | 0 | 1.5 | 0 | 11.6 | 257.1 |
| NY NEW YORK | | 0 | 451.7 | 0 | 0 | 0 | 0 | 0.1 | 451.8 |
| OH OHIO | | 0 | 409.8 | 63.7 | 0 | 0 | 0 | 83.9 | 557.4 |
| WV WEST VIRGINIA | | 2261.4 | 175.6 | 76.7 | 0 | 0 | 0 | 17 | 2530.7 |
| Waste Totals: | | 86548.7 | 27581.2 | 6341.2 | 0 | 11639.2 | 1821.7 | 1577.8 | 135509.8 |

Disposal Facility: 101439, JOSEPH J BRUNNER INC LANDFILL

| County/State that Generated Waste | Waste Type: | Municipal | Residual | Sewage Sludge | Processed Medical | Construction | WTE Ash Residue | Asbestos | Total |
|--------------------------------------|-------------|----------------|---------------|------------------|----------------------|--------------|--------------------|------------|----------------|
| 02 ALLEGHENY | | 4378.8 | 34.4 | 154.1 | 0 | 0 | 0 | 1.4 | 4568.7 |
| 04 BEAVER | | 5831.9 | 1358.8 | 1561.2 | 0 | 0 | 0 | 0 | 8751.9 |
| 10 BUTLER | | 1107.7 | 45.5 | 733.2 | 0 | 0 | 0 | 0.1 | 1886.5 |
| 37 LAWRENCE | | 23.1 | 0 | 59.9 | 0 | 0 | 0 | 0 | 83 |
| Waste Totals: | | 11341.5 | 1438.7 | 2508.4 | 0 | 0 | 0 | 1.5 | 15290.1 |



Please Use
Recycled Paper

Phone: 717-783-9258
 Printed: 2/8/2016

Also visit our Internet WWW Site at: <http://www.dep.state.pa.us>

DISCLAIMER: While care has been taken in the preparation of this report, there is no warranty or guarantee as to the data, calculation or content accuracy. The Commonwealth reserves the right to update or change any data or presentation format without notice or liability.

Commonwealth of Pennsylvania
 Department of Environmental Protection
 Bureau of Waste Management
 Division of Reporting and Fee Collection

 Landfill Waste Receipts
 in Tons (2000 lbs.) of Waste

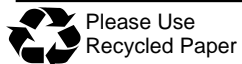
For Year: Quarter:
 2015 / 4

Disposal Facility: 100663, KELLY RUN SANITATION INC LANDFILL

| County/State that Generated Waste | Waste Type: | Municipal | Residual | Sewage Sludge | Processed Medical | Construction | WTE Ash Residue | Asbestos | Total |
|--------------------------------------|-------------|----------------|----------------|------------------|----------------------|---------------|--------------------|----------|----------------|
| 02 ALLEGHENY | | 9604.1 | 3987.9 | 30.7 | 0 | 2244 | 0 | 0 | 15866.7 |
| 10 BUTLER | | 0 | 50.8 | 0 | 0 | 0 | 0 | 0 | 50.8 |
| 26 FAYETTE | | 855.3 | 287.1 | 150.6 | 0 | 156.6 | 0 | 0 | 1449.6 |
| 30 GREENE | | 104.2 | 218.9 | 0 | 0 | 3.3 | 0 | 0 | 326.4 |
| 63 WASHINGTON | | 1501.9 | 15115.7 | 51.4 | 0 | 71.6 | 0 | 0 | 16740.6 |
| 65 WESTMORELAND | | 1579.1 | 45.9 | 0 | 0 | 469.2 | 0 | 0 | 2094.2 |
| Waste Totals: | | 13644.6 | 19706.3 | 232.7 | 0 | 2944.7 | 0 | 0 | 36528.3 |

Disposal Facility: 101247, KEYSTONE SANITARY LANDFILL

| County/State that Generated Waste | Waste Type: | Municipal | Residual | Sewage Sludge | Processed Medical | Construction | WTE Ash Residue | Asbestos | Total |
|--------------------------------------|-------------|-----------------|----------------|------------------|----------------------|---------------|--------------------|-------------|-----------------|
| 08 BRADFORD | | 0 | 3496.8 | 0 | 0 | 0 | 0 | 0 | 3496.8 |
| 13 CARBON | | 441.4 | 0 | 0 | 0 | 0 | 0 | 0 | 441.4 |
| 21 CUMBERLAND | | 0 | 0 | 0 | 0 | 13.3 | 0 | 0 | 13.3 |
| 35 LACKAWANNA | | 40650.4 | 2207.6 | 5139.7 | 0 | 2562.7 | 0 | 32.8 | 50593.2 |
| 39 LEHIGH | | 249.7 | 0 | 0 | 0 | 0 | 0 | 0 | 249.7 |
| 40 LUZERNE | | 20609.4 | 2455.1 | 5117.7 | 0 | 2982.8 | 0 | 0 | 31165 |
| 45 MONROE | | 3235.6 | 187.2 | 283.7 | 0 | 32.3 | 0 | 0 | 3738.8 |
| 46 MONTGOMERY | | 212.2 | 0 | 0 | 0 | 0 | 0 | 0 | 212.2 |
| 48 NORTHAMPTON | | 209.6 | 0 | 181.5 | 0 | 0 | 0 | 0 | 391.1 |
| 52 PIKE | | 3571.9 | 39.1 | 0 | 0 | 452.9 | 0 | 0 | 4063.9 |
| 57 SULLIVAN | | 3.6 | 0 | 0 | 0 | 13.7 | 0 | 0 | 17.3 |
| 58 SUSQUEHANNA | | 3786.4 | 44642.3 | 3.9 | 0 | 1082.8 | 0 | 0 | 49515.4 |
| 64 WAYNE | | 588.8 | 2.7 | 336.9 | 0 | 1155 | 0 | 0 | 2083.4 |
| 66 WYOMING | | 1038.4 | 34.3 | 75.5 | 0 | 260.5 | 0 | 0 | 1408.7 |
| CT CONNECTICUT | | 897 | 0 | 0 | 0 | 0 | 0 | 0 | 897 |
| NJ NEW JERSEY | | 104577.6 | 380.8 | 0 | 0 | 42.2 | 0 | 0 | 105000.6 |
| NY NEW YORK | | 212281.4 | 2093.2 | 0 | 0 | 340 | 0 | 6.4 | 214721 |
| Waste Totals: | | 392353.4 | 55539.1 | 11138.9 | 0 | 8938.2 | 0 | 39.2 | 468008.8 |



Commonwealth of Pennsylvania
 Department of Environmental Protection
 Bureau of Waste Management
 Division of Reporting and Fee Collection

 Landfill Waste Receipts
 in Tons (2000 lbs.) of Waste

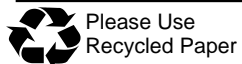
For Year: Quarter:
 2015 / 4

Disposal Facility: 100329, LAKE VIEW LANDFILL

| County/State that Generated Waste | Waste Type: | Municipal | Residual | Sewage Sludge | Processed Medical | Construction | WTE Ash Residue | Asbestos | Total |
|--------------------------------------|-------------|----------------|----------------|------------------|----------------------|---------------|--------------------|--------------|----------------|
| 20 CRAWFORD | | 2078.7 | 1256.4 | 53 | 0 | 140.4 | 0 | 0 | 3528.5 |
| 25 ERIE | | 34103.2 | 19582.4 | 2632.3 | 0 | 7916.1 | 740.4 | 225.8 | 65200.2 |
| 27 FOREST | | 0 | 1.6 | 0 | 0 | 0 | 0 | 0 | 1.6 |
| 43 MERCER | | 6645.6 | 37.5 | 0 | 0 | 0 | 0 | 0 | 6683.1 |
| 61 VENANGO | | 0 | 137.9 | 0 | 0 | 0 | 0 | 0 | 137.9 |
| 62 WARREN | | 0 | 12.5 | 0 | 0 | 0 | 0 | 9.4 | 21.9 |
| NY NEW YORK | | 0.2 | 0 | 0 | 0 | 6.9 | 0 | 0 | 7.1 |
| Waste Totals: | | 42827.7 | 21028.3 | 2685.3 | 0 | 8063.4 | 740.4 | 235.2 | 75580.3 |

Disposal Facility: 101534, LAUREL HIGHLANDS LANDFILL INC

| County/State that Generated Waste | Waste Type: | Municipal | Residual | Sewage Sludge | Processed Medical | Construction | WTE Ash Residue | Asbestos | Total |
|--------------------------------------|-------------|----------------|---------------|------------------|----------------------|---------------|--------------------|----------|--------------|
| 05 BEDFORD | | 3.5 | 0 | 0 | 0 | 0 | 0 | 0 | 3.5 |
| 07 BLAIR | | 4574.8 | 4010.8 | 679.5 | 0 | 641 | 0 | 0 | 9906.1 |
| 11 CAMBRIA | | 9063.6 | 575.5 | 1275.2 | 0 | 1153.2 | 0 | 0 | 12067.5 |
| 14 CENTRE | | 0 | 0 | 0 | 0 | 0.5 | 0 | 0 | 0.5 |
| 17 CLEARFIELD | | 0 | 0 | 31.4 | 0 | 0 | 0 | 0 | 31.4 |
| 30 GREENE | | 3 | 98.3 | 0 | 0 | 0 | 0 | 0 | 101.3 |
| 31 HUNTINGDON | | 0 | 145.2 | 0 | 0 | 0 | 0 | 0 | 145.2 |
| 32 INDIANA | | 336.1 | 0 | 0 | 0 | 120.7 | 0 | 0 | 456.8 |
| 33 JEFFERSON | | 66.7 | 0 | 0 | 0 | 61.3 | 0 | 0 | 128 |
| 34 JUNIATA | | 8 | 0 | 0 | 0 | 0 | 0 | 0 | 8 |
| 56 SOMERSET | | 6.7 | 0 | 0 | 0 | 0 | 0 | 0 | 6.7 |
| 65 WESTMORELAND | | 103.9 | 183.9 | 0 | 0 | 13.2 | 0 | 0 | 301 |
| Waste Totals: | | 14166.3 | 5013.7 | 1986.1 | 0 | 1989.9 | 0 | 0 | 23156 |



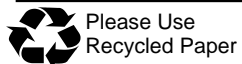
Commonwealth of Pennsylvania
 Department of Environmental Protection
 Bureau of Waste Management
 Division of Reporting and Fee Collection

 Landfill Waste Receipts
 in Tons (2000 lbs.) of Waste

For Year: Quarter:
 2015 / 4

Disposal Facility: 101389, LCSWMA FREY FARM LANDFILL

| County/State that Generated Waste | Waste Type: | Municipal | Residual | Sewage Sludge | Processed Medical | Construction | WTE Ash Residue | Asbestos | Total |
|--------------------------------------|-------------|---------------|----------------|------------------|----------------------|----------------|--------------------|------------|---------------|
| 06 BERKS | | 0 | 0 | 0 | 0 | 1.5 | 0 | 0 | 1.5 |
| 21 CUMBERLAND | | 0 | 39.8 | 0 | 0 | 0 | 0 | 0 | 39.8 |
| 22 DAUPHIN | | 0 | 4.7 | 0 | 0 | 4107.8 | 19944.9 | 0 | 24057.4 |
| 36 LANCASTER | | 5338.8 | 19060.5 | 4840.6 | 146.6 | 24279.9 | 22933.7 | 9.7 | 76609.8 |
| 38 LEBANON | | 0 | 355.3 | 0 | 0 | 0 | 0 | 0 | 355.3 |
| 50 PERRY | | 0 | 11.1 | 0 | 0 | 0 | 0 | 0 | 11.1 |
| 67 YORK | | 0 | 1269.2 | 0 | 0 | 26.1 | 0 | 0 | 1295.3 |
| DE DELAWARE (ST) | | 0 | 27.8 | 0 | 0 | 0 | 0 | 0 | 27.8 |
| Waste Totals: | | 5338.8 | 20768.4 | 4840.6 | 146.6 | 28415.3 | 42878.6 | 9.7 | 102398 |



Please Use
Recycled Paper

Phone: 717-783-9258
 Printed: 2/8/2016

Also visit our Internet WWW Site at: <http://www.dep.state.pa.us>

DISCLAIMER: While care has been taken in the preparation of this report, there is no warranty or guarantee as to the data, calculation or content accuracy. The Commonwealth reserves the right to update or change any data or presentation format without notice or liability.

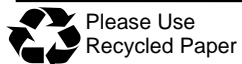
Commonwealth of Pennsylvania
 Department of Environmental Protection
 Bureau of Waste Management
 Division of Reporting and Fee Collection

 Landfill Waste Receipts
 in Tons (2000 lbs.) of Waste

For Year: Quarter:
 2015 / 4

Disposal Facility: 400592, LCSWMA RESOURCE RECOVERY FACILITY

| County/State that Generated Waste | Waste Type: | Municipal | Residual | Sewage Sludge | Processed Medical | Construction | WTE Ash Residue | Asbestos | Total |
|--------------------------------------|-------------|----------------|----------------|------------------|----------------------|--------------|--------------------|----------|-----------------|
| 06 BERKS | | 2500.1 | 188.2 | 0 | 0 | 0 | 0 | 0 | 2688.3 |
| 07 BLAIR | | 0 | 9.4 | 0 | 0 | 0 | 0 | 0 | 9.4 |
| 09 BUCKS | | 0 | 293.9 | 0 | 0 | 0 | 0 | 0 | 293.9 |
| 11 CAMBRIA | | 0 | 13.1 | 0 | 0 | 0 | 0 | 0 | 13.1 |
| 15 CHESTER | | 0 | 119.7 | 0 | 0 | 0 | 0 | 0 | 119.7 |
| 21 CUMBERLAND | | 20.1 | 0 | 0 | 0 | 0 | 0 | 0 | 20.1 |
| 22 DAUPHIN | | 0 | 461.3 | 0 | 0 | 0 | 0 | 0 | 461.3 |
| 23 DELAWARE | | 0 | 2.9 | 0 | 0 | 0 | 0 | 0 | 2.9 |
| 36 LANCASTER | | 73644.5 | 7180.7 | 1243.5 | 0 | 91.5 | 0 | 0 | 82160.2 |
| 38 LEBANON | | 0 | 395.6 | 0 | 0 | 0 | 0 | 0 | 395.6 |
| 39 LEHIGH | | 169.6 | 494.4 | 0 | 0 | 0 | 0 | 0 | 664 |
| 40 LUZERNE | | 0 | 2.1 | 0 | 0 | 0 | 0 | 0 | 2.1 |
| 41 LYCOMING | | 0 | 53.8 | 0 | 0 | 0 | 0 | 0 | 53.8 |
| 45 MONROE | | 0 | 117 | 0 | 0 | 0 | 0 | 0 | 117 |
| 46 MONTGOMERY | | 0 | 263.1 | 0 | 0 | 0 | 0 | 0 | 263.1 |
| 47 MONTOUR | | 0 | 6.4 | 0 | 0 | 0 | 0 | 0 | 6.4 |
| 48 NORTHAMPTON | | 0 | 45.8 | 0 | 0 | 0 | 0 | 0 | 45.8 |
| 49 NORTHUMBERLAND | | 0 | 27 | 0 | 0 | 0 | 0 | 0 | 27 |
| 51 PHILADELPHIA | | 21.2 | 66 | 0 | 0 | 0 | 0 | 0 | 87.2 |
| 54 SCHUYLKILL | | 0 | 5 | 0 | 0 | 0 | 0 | 0 | 5 |
| 66 WYOMING | | 0 | 892.9 | 0 | 0 | 0 | 0 | 0 | 892.9 |
| 67 YORK | | 0 | 35.2 | 0 | 0 | 0 | 0 | 0 | 35.2 |
| CT CONNECTICUT | | 0 | 5.7 | 0 | 0 | 0 | 0 | 0 | 5.7 |
| DE DELAWARE (ST) | | 0 | 126.4 | 0 | 0 | 0 | 0 | 0 | 126.4 |
| FL FLORIDA | | 0 | 15.6 | 0 | 0 | 0 | 0 | 0 | 15.6 |
| IL ILLINOIS | | 0 | 38.8 | 0 | 0 | 0 | 0 | 0 | 38.8 |
| LA LOUISIANA | | 0 | 24.5 | 0 | 0 | 0 | 0 | 0 | 24.5 |
| MD MARYLAND | | 212.6 | 46 | 0 | 0 | 0 | 0 | 0 | 258.6 |
| NC NORTH CAROLINA | | 0 | 526.4 | 0 | 0 | 0 | 0 | 0 | 526.4 |
| NJ NEW JERSEY | | 5763.5 | 516.2 | 0 | 0 | 0 | 0 | 0 | 6279.7 |
| NY NEW YORK | | 6031.1 | 73.7 | 0 | 0 | 0 | 0 | 0 | 6104.8 |
| TN TENNESSEE | | 0 | 3.3 | 0 | 0 | 0 | 0 | 0 | 3.3 |
| WI WISCONSIN | | 0 | 5.6 | 0 | 0 | 0 | 0 | 0 | 5.6 |
| Waste Totals: | | 88362.7 | 12055.7 | 1243.5 | 0 | 91.5 | 0 | 0 | 101753.4 |



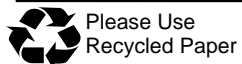
Commonwealth of Pennsylvania
 Department of Environmental Protection
 Bureau of Waste Management
 Division of Reporting and Fee Collection

 Landfill Waste Receipts
 in Tons (2000 lbs.) of Waste

For Year: Quarter:
 2015 / 4

Disposal Facility: 100963, LYCOMING COUNTY RESOURCE MANAGEMENT SERVICES LANDFILL

| County/State that Generated Waste | Waste Type: | Municipal | Residual | Sewage Sludge | Processed Medical | Construction | WTE Ash Residue | Asbestos | Total |
|--------------------------------------|-------------|----------------|----------------|------------------|----------------------|---------------|--------------------|--------------|----------------|
| 17 CLEARFIELD | | 0 | 0.1 | 0 | 0 | 0 | 0 | 0 | 0.1 |
| 18 CLINTON | | 0 | 0 | 0 | 0 | 0 | 0 | 3.7 | 3.7 |
| 19 COLUMBIA | | 10707.9 | 3635.6 | 2008.1 | 0 | 1673.8 | 0 | 3.5 | 18028.9 |
| 21 CUMBERLAND | | 0 | 0.4 | 0 | 0 | 0 | 0 | 0 | 0.4 |
| 22 DAUPHIN | | 0 | 0.1 | 0 | 0 | 0 | 0 | 0 | 0.1 |
| 35 LACKAWANNA | | 0 | 1 | 0 | 0 | 0 | 0 | 23.3 | 24.3 |
| 38 LEBANON | | 0 | 0.1 | 0 | 0 | 0 | 0 | 0 | 0.1 |
| 40 LUZERNE | | 34.4 | 0 | 0 | 0 | 0 | 0 | 40.7 | 75.1 |
| 41 LYCOMING | | 14065.6 | 3340.8 | 2231.3 | 0 | 769.6 | 0 | 9.6 | 20416.9 |
| 45 MONROE | | 0 | 0.6 | 0 | 0 | 0 | 0 | 0 | 0.6 |
| 46 MONTGOMERY | | 0 | 0 | 0 | 0 | 0 | 0 | 11 | 11 |
| 47 MONTOUR | | 2189.8 | 616.4 | 0 | 131.7 | 366.6 | 0 | 5.7 | 3310.2 |
| 49 NORTHUMBERLAND | | 5027.1 | 3414.4 | 1789.2 | 0 | 603.8 | 0 | 9.6 | 10844.1 |
| 54 SCHUYLKILL | | 0 | 101.6 | 0 | 0 | 0 | 0 | 21.9 | 123.5 |
| 55 SNYDER | | 3233.1 | 851.5 | 258.8 | 0 | 132.8 | 0 | 4 | 4480.2 |
| 57 SULLIVAN | | 3 | 0 | 0 | 0 | 0 | 0 | 0 | 3 |
| 58 SUSQUEHANNA | | 0 | 21.2 | 0 | 0 | 0 | 0 | 0 | 21.2 |
| 59 TIOGA | | 9.6 | 0 | 0 | 0 | 2 | 0 | 0 | 11.6 |
| 60 UNION | | 5435.6 | 1742.7 | 924.5 | 0 | 636.5 | 8 | 2.2 | 8749.5 |
| 66 WYOMING | | 0 | 0 | 0 | 0 | 2.2 | 0 | 0 | 2.2 |
| 67 YORK | | 0.3 | 0 | 0 | 0 | 0 | 0 | 0 | 0.3 |
| MD MARYLAND | | 0 | 0.1 | 0 | 0 | 0 | 0 | 0 | 0.1 |
| NJ NEW JERSEY | | 0 | 8065.2 | 0 | 0 | 0 | 0 | 668.5 | 8733.7 |
| Waste Totals: | | 40706.4 | 21791.8 | 7211.9 | 131.7 | 4187.3 | 8 | 803.7 | 74840.8 |



Please Use
Recycled Paper

Phone: 717-783-9258
 Printed: 2/8/2016

Also visit our Internet WWW Site at: <http://www.dep.state.pa.us>

DISCLAIMER: While care has been taken in the preparation of this report, there is no warranty or guarantee as to the data, calculation or content accuracy. The Commonwealth reserves the right to update or change any data or presentation format without notice or liability.

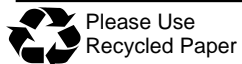
Commonwealth of Pennsylvania
 Department of Environmental Protection
 Bureau of Waste Management
 Division of Reporting and Fee Collection

Landfill Waste Receipts
 in Tons (2000 lbs.) of Waste

For Year: 2015 Quarter: 4

Disposal Facility: 100113, MODERN LANDFILL

| County/State that Generated Waste | Waste Type: | Municipal | Residual | Sewage Sludge | Processed Medical | Construction | WTE Ash Residue | Asbestos | Total |
|--------------------------------------|-------------|----------------|----------------|------------------|----------------------|----------------|--------------------|---------------|-----------------|
| 01 ADAMS | | 0 | 6312.2 | 43.8 | 0 | 3 | 0 | 0 | 6359 |
| 06 BERKS | | 0 | 247.5 | 0 | 0 | 0 | 0 | 0 | 247.5 |
| 09 BUCKS | | 0 | 19.3 | 0 | 0 | 0 | 0 | 0 | 19.3 |
| 15 CHESTER | | 0 | 6.5 | 0 | 0 | 0 | 0 | 0 | 6.5 |
| 18 CLINTON | | 0 | 11.4 | 0 | 0 | 0 | 0 | 0 | 11.4 |
| 21 CUMBERLAND | | 9596 | 778.8 | 97 | 0 | 2218.5 | 0 | 378 | 13068.3 |
| 22 DAUPHIN | | 0 | 2669.6 | 62.5 | 483.6 | 3139.5 | 0 | 22.3 | 6377.5 |
| 31 HUNTINGDON | | 0 | 2.6 | 0 | 0 | 0 | 0 | 0 | 2.6 |
| 36 LANCASTER | | 0 | 18702.6 | 330.1 | 0 | 0 | 0 | 0 | 19032.7 |
| 38 LEBANON | | 0 | 3419.2 | 0 | 0 | 0 | 0 | 20.8 | 3440 |
| 39 LEHIGH | | 0 | 76.1 | 0 | 0 | 0 | 0 | 0 | 76.1 |
| 40 LUZERNE | | 0 | 26 | 0 | 0 | 0 | 0 | 0 | 26 |
| 46 MONTGOMERY | | 0 | 0 | 141.5 | 0 | 6285.5 | 0 | 6 | 6433 |
| 50 PERRY | | 0 | 65.4 | 0 | 0 | 30.7 | 0 | 0 | 96.1 |
| 51 PHILADELPHIA | | 51849.9 | 15.3 | 0 | 0 | 24 | 0 | 0 | 51889.2 |
| 54 SCHUYLKILL | | 0 | 119.4 | 0 | 0 | 0 | 0 | 5 | 124.4 |
| 67 YORK | | 61.8 | 44439.2 | 641.5 | 0 | 8461.9 | 39427.9 | 54.4 | 93086.7 |
| CT CONNECTICUT | | 0 | 1506.4 | 0 | 0 | 0 | 0 | 701.7 | 2208.1 |
| DC DISRICT OF COLUMBIA | | 0 | 13.5 | 0 | 0 | 0 | 0 | 332.6 | 346.1 |
| DE DELAWARE (ST) | | 0 | 1834.1 | 0 | 0 | 0 | 0 | 72 | 1906.1 |
| MD MARYLAND | | 16.9 | 5533.4 | 2566.8 | 6198.4 | 148.8 | 0 | 2958.8 | 17423.1 |
| NJ NEW JERSEY | | 3564.5 | 132.2 | 0 | 0 | 0 | 0 | 2164.2 | 5860.9 |
| NY NEW YORK | | 0 | 7.9 | 0 | 0 | 0 | 0 | 0 | 7.9 |
| VA VIRGINIA | | 0 | 1608.2 | 0 | 0 | 0 | 0 | 0 | 1608.2 |
| WV WEST VIRGINIA | | 0 | 30.9 | 0 | 0 | 0 | 0 | 0 | 30.9 |
| Waste Totals: | | 65089.1 | 87577.7 | 3883.2 | 6682 | 20311.9 | 39427.9 | 6715.8 | 229687.6 |



Commonwealth of Pennsylvania
 Department of Environmental Protection
 Bureau of Waste Management
 Division of Reporting and Fee Collection

 Landfill Waste Receipts
 in Tons (2000 lbs.) of Waste

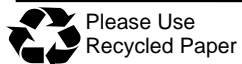
For Year: Quarter:
 2015 / 4

Disposal Facility: 100594, MONROEVILLE LANDFILL

| County/State that Generated Waste | Waste Type: | Municipal | Residual | Sewage Sludge | Processed Medical | Construction | WTE Ash Residue | Asbestos | Total |
|--------------------------------------|-------------|--------------|----------------|------------------|----------------------|----------------|--------------------|----------|-----------------|
| 02 ALLEGHENY | | 64337.1 | 20278.2 | 898.5 | 744.9 | 13186.6 | 4421.5 | 0 | 103866.8 |
| 03 ARMSTRONG | | 156.8 | 0 | 0 | 0 | 1.5 | 0 | 0 | 158.3 |
| 10 BUTLER | | 223.4 | 122 | 0 | 0 | 2.7 | 0 | 0 | 348.1 |
| 30 GREENE | | 0 | 320.9 | 0 | 0 | 0 | 0 | 0 | 320.9 |
| 65 WESTMORELAND | | 2075.7 | 83.9 | 0 | 0 | 637.7 | 0 | 0 | 2797.3 |
| OH OHIO | | 0 | 979.6 | 0 | 0 | 0 | 0 | 0 | 979.6 |
| WV WEST VIRGINIA | | 0 | 278.2 | 0 | 0 | 0 | 0 | 0 | 278.2 |
| Waste Totals: | | 66793 | 22062.8 | 898.5 | 744.9 | 13828.5 | 4421.5 | 0 | 108749.2 |

Disposal Facility: 101571, MOSTOLLER LANDFILL INC

| County/State that Generated Waste | Waste Type: | Municipal | Residual | Sewage Sludge | Processed Medical | Construction | WTE Ash Residue | Asbestos | Total |
|--------------------------------------|-------------|----------------|----------------|------------------|----------------------|---------------|--------------------|-------------|----------------|
| 05 BEDFORD | | 92.4 | 93.5 | 36.6 | 0 | 1.5 | 0 | 0.5 | 224.5 |
| 07 BLAIR | | 4705.4 | 90.1 | 125.4 | 0 | 558.6 | 0 | 19.4 | 5498.9 |
| 11 CAMBRIA | | 8235.4 | 289.7 | 572.9 | 0 | 305.1 | 0 | 19.3 | 9422.4 |
| 22 DAUPHIN | | 0 | 0 | 679.1 | 0 | 0 | 0 | 0 | 679.1 |
| 30 GREENE | | 0 | 397.6 | 0 | 0 | 0 | 0 | 0 | 397.6 |
| 31 HUNTINGDON | | 0 | 48.1 | 0 | 0 | 169.2 | 0 | 0 | 217.3 |
| 32 INDIANA | | 0 | 0 | 0 | 0 | 128.7 | 0 | 18.5 | 147.2 |
| 54 SCHUYLKILL | | 12.8 | 0 | 0 | 0 | 0 | 0 | 0 | 12.8 |
| 56 SOMERSET | | 6842.2 | 573.1 | 1733.1 | 0 | 976.7 | 0 | 2.4 | 10127.5 |
| 63 WASHINGTON | | 0 | 502.5 | 0 | 0 | 0 | 0 | 0 | 502.5 |
| 65 WESTMORELAND | | 3850.4 | 8034.2 | 0 | 0 | 0 | 0 | 0 | 11884.6 |
| MD MARYLAND | | 8160.5 | 3.6 | 0 | 0 | 0 | 0 | 0 | 8164.1 |
| WV WEST VIRGINIA | | 0 | 885.7 | 0 | 0 | 0 | 0 | 0 | 885.7 |
| Waste Totals: | | 31899.1 | 10918.1 | 3147.1 | 0 | 2139.8 | 0 | 60.1 | 48164.2 |



Commonwealth of Pennsylvania
 Department of Environmental Protection
 Bureau of Waste Management
 Division of Reporting and Fee Collection

 Landfill Waste Receipts
 in Tons (2000 lbs.) of Waste

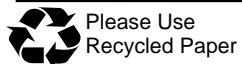
For Year: Quarter:
 2015 / 4

Disposal Facility: 101100, MOUNTAIN VIEW RECLAMATION LANDFILL

| County/State that Generated Waste | Waste Type: | Municipal | Residual | Sewage Sludge | Processed Medical | Construction | WTE Ash Residue | Asbestos | Total |
|--------------------------------------|-------------|----------------|---------------|------------------|----------------------|---------------|--------------------|------------|----------------|
| 01 ADAMS | | 2100.1 | 791.8 | 0 | 0 | 58.9 | 0 | 0 | 2950.8 |
| 05 BEDFORD | | 0 | 6.7 | 0 | 0 | 0 | 0 | 0 | 6.7 |
| 21 CUMBERLAND | | 4134.5 | 218.1 | 12.6 | 0 | 1154.8 | 0 | 0 | 5520 |
| 22 DAUPHIN | | 0 | 427.3 | 50.4 | 0 | 1391.2 | 0 | 0 | 1868.9 |
| 28 FRANKLIN | | 4866.2 | 1632.2 | 242 | 0 | 671.7 | 0 | 0 | 7412.1 |
| 29 FULTON | | 394.3 | 165.7 | 0 | 0 | 108.9 | 0 | 0 | 668.9 |
| 49 NORTHUMBERLAND | | 3160.1 | 0 | 0 | 0 | 0 | 0 | 0 | 3160.1 |
| 50 PERRY | | 355.6 | 0 | 0 | 0 | 178.6 | 0 | 0 | 534.2 |
| 67 YORK | | 9.7 | 0 | 0 | 0 | 296.7 | 0 | 0 | 306.4 |
| MD MARYLAND | | 20609.9 | 2640.1 | 142.8 | 0 | 784.2 | 0 | 0 | 24177 |
| VA VIRGINIA | | 0 | 0 | 0 | 0 | 0 | 0 | 3.2 | 3.2 |
| WV WEST VIRGINIA | | 4718.5 | 376.2 | 0 | 0 | 282.3 | 0 | 0 | 5377 |
| Waste Totals: | | 40348.9 | 6258.1 | 447.8 | 0 | 4927.3 | 0 | 3.2 | 51985.3 |

Disposal Facility: 100585, NORTHWEST SANITARY LANDFILL

| County/State that Generated Waste | Waste Type: | Municipal | Residual | Sewage Sludge | Processed Medical | Construction | WTE Ash Residue | Asbestos | Total |
|--------------------------------------|-------------|--------------|--------------|------------------|----------------------|---------------|--------------------|-------------|----------------|
| 02 ALLEGHENY | | 794.8 | 103.8 | 0 | 0 | 125.1 | 0 | 8.1 | 1031.8 |
| 03 ARMSTRONG | | 1567.4 | 323.2 | 0 | 0 | 19 | 0 | 0 | 1909.6 |
| 04 BEAVER | | 34.2 | 0 | 0 | 0 | 23.1 | 0 | 0 | 57.3 |
| 10 BUTLER | | 6381.3 | 20309 | 12.9 | 0 | 1270 | 0 | 50 | 28023.2 |
| 16 CLARION | | 302 | 293.5 | 30.5 | 0 | 21.7 | 0 | 0 | 647.7 |
| 20 CRAWFORD | | 119.1 | 16.5 | 0 | 0 | 0 | 0 | 0 | 135.6 |
| 25 ERIE | | 0 | 2.5 | 0 | 0 | 0 | 0 | 0 | 2.5 |
| 30 GREENE | | 0 | 63.9 | 0 | 0 | 0 | 0 | 0 | 63.9 |
| 37 LAWRENCE | | 2808.8 | 48.2 | 0 | 0 | 30.7 | 0 | 0 | 2887.7 |
| 42 MCKEAN | | 0 | 0.3 | 0 | 0 | 0 | 0 | 0 | 0.3 |
| 43 MERCER | | 281.4 | 7.4 | 47.7 | 0 | 21.2 | 0 | 0 | 357.7 |
| 61 VENANGO | | 752 | 689.7 | 0 | 0 | 42.4 | 0 | 0 | 1484.1 |
| Waste Totals: | | 13041 | 21858 | 91.1 | 0 | 1553.2 | 0 | 58.1 | 36601.4 |



Please Use
Recycled Paper

Phone: 717-783-9258
 Printed: 2/8/2016

Also visit our Internet WWW Site at: <http://www.dep.state.pa.us>

DISCLAIMER: While care has been taken in the preparation of this report, there is no warranty or guarantee as to the data, calculation or content accuracy. The Commonwealth reserves the right to update or change any data or presentation format without notice or liability.

Commonwealth of Pennsylvania
 Department of Environmental Protection
 Bureau of Waste Management
 Division of Reporting and Fee Collection

Landfill Waste Receipts
 in Tons (2000 lbs.) of Waste

For Year: 2015 Quarter: 4

Disposal Facility: 100346, PIONEER CROSSING LANDFILL

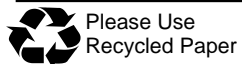
| County/State that Generated Waste | Waste Type: | Municipal | Residual | Sewage Sludge | Processed Medical | Construction | WTE Ash Residue | Asbestos | Total |
|--------------------------------------|-------------|----------------|---------------|------------------|----------------------|--------------|--------------------|------------|--------------|
| 06 BERKS | | 9928.6 | 3302.6 | 750.2 | 0 | 303 | 0 | 0 | 14284.4 |
| 09 BUCKS | | 351.6 | 40.5 | 51.9 | 103.2 | 0 | 0 | 0 | 547.2 |
| 15 CHESTER | | 387.1 | 311 | 233.2 | 0 | 71.7 | 0 | 0 | 1003 |
| 23 DELAWARE | | 74.8 | 0.5 | 0 | 422 | 171.8 | 0 | 4.6 | 673.7 |
| 36 LANCASTER | | 185.4 | 0 | 0 | 0 | 0 | 0 | 0 | 185.4 |
| 39 LEHIGH | | 4760.1 | 1299.6 | 0 | 80.4 | 15.1 | 0 | 0 | 6155.2 |
| 46 MONTGOMERY | | 28911.6 | 886.5 | 701.9 | 0.5 | 132.8 | 53.1 | 0 | 30686.4 |
| 48 NORTHAMPTON | | 2.9 | 433.7 | 0 | 1021.5 | 0 | 0 | 0 | 1458.1 |
| 51 PHILADELPHIA | | 31.4 | 40.6 | 0 | 561.1 | 0 | 0 | 0 | 633.1 |
| 54 SCHUYLKILL | | 10.2 | 0 | 0 | 0 | 0 | 0 | 0 | 10.2 |
| NJ NEW JERSEY | | 0 | 189.9 | 3225.8 | 0 | 0 | 0 | 0 | 3415.7 |
| NY NEW YORK | | 251 | 77.3 | 2479.2 | 0 | 0 | 0 | 0 | 2807.5 |
| RI RHODE ISLAND | | 0 | 0 | 0 | 2418.1 | 0 | 0 | 0 | 2418.1 |
| Waste Totals: | | 44894.7 | 6582.2 | 7442.2 | 4606.8 | 694.4 | 53.1 | 4.6 | 64278 |

Disposal Facility: 101069, S.E.C.C.R.A. LANDFILL

| County/State that Generated Waste | Waste Type: | Municipal | Residual | Sewage Sludge | Processed Medical | Construction | WTE Ash Residue | Asbestos | Total |
|--------------------------------------|-------------|----------------|--------------|------------------|----------------------|---------------|--------------------|----------|----------------|
| 15 CHESTER | | 18460.4 | 766.8 | 414.4 | 0 | 7930.5 | 0 | 0 | 27572.1 |
| Waste Totals: | | 18460.4 | 766.8 | 414.4 | 0 | 7930.5 | 0 | 0 | 27572.1 |

Disposal Facility: 101538, SANDY RUN LANDFILL INC.

| County/State that Generated Waste | Waste Type: | Municipal | Residual | Sewage Sludge | Processed Medical | Construction | WTE Ash Residue | Asbestos | Total |
|--------------------------------------|-------------|---------------|--------------|------------------|----------------------|--------------|--------------------|----------|---------------|
| 05 BEDFORD | | 3176.5 | 163.6 | 44.5 | 0 | 13.3 | 0 | 0 | 3397.9 |
| 07 BLAIR | | 802.1 | 354.3 | 0 | 0 | 68.6 | 0 | 0 | 1225 |
| 11 CAMBRIA | | 10.2 | 0 | 0 | 0 | 0 | 0 | 0 | 10.2 |
| 29 FULTON | | 474.6 | 0 | 0 | 0 | 19.8 | 0 | 0 | 494.4 |
| 31 HUNTINGDON | | 962.9 | 0 | 65 | 0 | 4.9 | 0 | 0 | 1032.8 |
| 34 JUNIATA | | 1 | 0 | 0 | 0 | 0 | 0 | 0 | 1 |
| Waste Totals: | | 5427.3 | 517.9 | 109.5 | 0 | 106.6 | 0 | 0 | 6161.3 |



Please Use
Recycled Paper

Phone: 717-783-9258

Printed: 2/8/2016

Also visit our Internet WWW Site at: <http://www.dep.state.pa.us>

DISCLAIMER: While care has been taken in the preparation of this report, there is no warranty or guarantee as to the data, calculation or content accuracy. The Commonwealth reserves the right to update or change any data or presentation format without notice or liability.

Commonwealth of Pennsylvania
Department of Environmental Protection
Bureau of Waste Management
Division of Reporting and Fee Collection

Landfill Waste Receipts
in Tons (2000 lbs.) of Waste

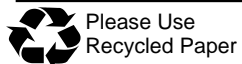
For Year: Quarter:
2015 / 4

Disposal Facility: 100403, SENECA LANDFILL INC

| County/State that Generated Waste | Waste Type: | Municipal | Residual | Sewage Sludge | Processed Medical | Construction | WTE Ash Residue | Asbestos | Total |
|--------------------------------------|-------------|----------------|----------------|------------------|----------------------|---------------|--------------------|----------|----------------|
| 02 ALLEGHENY | | 13231.4 | 6573.4 | 1300.7 | 0 | 1755.9 | 0 | 0 | 22861.4 |
| 03 ARMSTRONG | | 982.2 | 155.4 | 198.7 | 0 | 35.2 | 0 | 0 | 1371.5 |
| 04 BEAVER | | 2170.9 | 211.1 | 113 | 0 | 18.2 | 0 | 0 | 2513.2 |
| 10 BUTLER | | 22478.4 | 6122.5 | 1211.5 | 0 | 2648.6 | 0 | 0 | 32461 |
| 16 CLARION | | 0 | 0 | 4.9 | 0 | 0 | 0 | 0 | 4.9 |
| 20 CRAWFORD | | 5.9 | 65.1 | 855.8 | 0 | 0 | 0 | 0 | 926.8 |
| 25 ERIE | | 0 | 34.3 | 28.1 | 0 | 0 | 0 | 0 | 62.4 |
| 27 FOREST | | 0 | 0 | 97.7 | 0 | 0 | 0 | 0 | 97.7 |
| 32 INDIANA | | 0 | 1043.4 | 0 | 0 | 0 | 0 | 0 | 1043.4 |
| 37 LAWRENCE | | 213.5 | 233.1 | 0 | 0 | 57 | 0 | 0 | 503.6 |
| 43 MERCER | | 26894 | 1707.9 | 107.4 | 0 | 1381.6 | 0 | 0 | 30090.9 |
| 61 VENANGO | | 0 | 1187.4 | 332.5 | 0 | 371.1 | 0 | 0 | 1891 |
| 63 WASHINGTON | | 20.2 | 6.3 | 1027 | 0 | 54.2 | 0 | 0 | 1107.7 |
| 65 WESTMORELAND | | 680.6 | 2419.2 | 201.7 | 0 | 194.5 | 0 | 0 | 3496 |
| OH OHIO | | 304.5 | 0 | 0 | 0 | 9.2 | 0 | 0 | 313.7 |
| Waste Totals: | | 66981.6 | 19759.1 | 5479 | 0 | 6525.5 | 0 | 0 | 98745.2 |

Disposal Facility: 100592, SOUTH HILLS LANDFILL INC

| County/State that Generated Waste | Waste Type: | Municipal | Residual | Sewage Sludge | Processed Medical | Construction | WTE Ash Residue | Asbestos | Total |
|--------------------------------------|-------------|----------------|---------------|------------------|----------------------|---------------|--------------------|----------|----------------|
| 02 ALLEGHENY | | 8375.8 | 3760.1 | 503.9 | 0 | 5994.4 | 0 | 0 | 18634.2 |
| 26 FAYETTE | | 53.1 | 0 | 0 | 0 | 101.3 | 0 | 0 | 154.4 |
| 30 GREENE | | 0 | 117.8 | 0 | 0 | 0 | 0 | 0 | 117.8 |
| 37 LAWRENCE | | 0 | 4.7 | 0 | 0 | 0 | 0 | 0 | 4.7 |
| 63 WASHINGTON | | 2627.9 | 1539.3 | 0 | 0 | 450 | 0 | 0 | 4617.2 |
| 65 WESTMORELAND | | 0 | 0 | 0 | 0 | 21.4 | 0 | 0 | 21.4 |
| OH OHIO | | 0 | 102.4 | 0 | 0 | 0 | 0 | 0 | 102.4 |
| WV WEST VIRGINIA | | 0 | 230.9 | 0 | 0 | 0 | 1125.6 | 0 | 1356.5 |
| Waste Totals: | | 11056.8 | 5755.2 | 503.9 | 0 | 6567.1 | 1125.6 | 0 | 25008.6 |



Please Use
Recycled Paper

Phone: 717-783-9258
Printed: 2/8/2016

Also visit our Internet WWW Site at: <http://www.dep.state.pa.us>

DISCLAIMER: While care has been taken in the preparation of this report, there is no warranty or guarantee as to the data, calculation or content accuracy. The Commonwealth reserves the right to update or change any data or presentation format without notice or liability.

Commonwealth of Pennsylvania
 Department of Environmental Protection
 Bureau of Waste Management
 Division of Reporting and Fee Collection

 Landfill Waste Receipts
 in Tons (2000 lbs.) of Waste

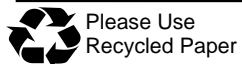
For Year: Quarter:
 2015 / 4

Disposal Facility: 100081, SOUTHERN ALLEGHENIES LANDFILL INC

| County/State that Generated Waste | Waste Type: | Municipal | Residual | Sewage Sludge | Processed Medical | Construction | WTE Ash Residue | Asbestos | Total |
|--------------------------------------|-------------|----------------|---------------|------------------|----------------------|--------------|--------------------|--------------|----------------|
| 05 BEDFORD | | 7.9 | 52.8 | 0 | 0 | 0 | 0 | 14 | 74.7 |
| 07 BLAIR | | 18.6 | 1090.5 | 0 | 0 | 0 | 0 | 34.2 | 1143.3 |
| 11 CAMBRIA | | 6463.6 | 2149.4 | 22 | 0 | 801.5 | 0 | 24.8 | 9461.3 |
| 32 INDIANA | | 7.2 | 0 | 0 | 0 | 0 | 0 | 0 | 7.2 |
| 33 JEFFERSON | | 0 | 8.3 | 0 | 0 | 0 | 0 | 0 | 8.3 |
| 40 LUZERNE | | 0 | 0 | 0 | 0 | 0 | 0 | 338.9 | 338.9 |
| 56 SOMERSET | | 4765.5 | 268.2 | 129.4 | 0 | 179.1 | 0 | 3.3 | 5345.5 |
| 65 WESTMORELAND | | 21.8 | 8 | 0 | 0 | 0.3 | 0 | 9.1 | 39.2 |
| MD MARYLAND | | 0 | 0 | 0 | 0 | 0 | 0 | 18.3 | 18.3 |
| NY NEW YORK | | 0 | 0 | 0 | 0 | 0 | 0 | 112.1 | 112.1 |
| WV WEST VIRGINIA | | 0 | 82.4 | 0 | 0 | 0 | 0 | 0 | 82.4 |
| Waste Totals: | | 11284.6 | 3659.6 | 151.4 | 0 | 980.9 | 0 | 554.7 | 16631.2 |

Disposal Facility: 100277, TERVITA SANITARY LANDFILL

| County/State that Generated Waste | Waste Type: | Municipal | Residual | Sewage Sludge | Processed Medical | Construction | WTE Ash Residue | Asbestos | Total |
|--------------------------------------|-------------|----------------|---------------|------------------|----------------------|---------------|--------------------|-------------|----------------|
| 02 ALLEGHENY | | 11597.9 | 72.6 | 1268.9 | 0 | 1983.2 | 0 | 46.4 | 14969 |
| 10 BUTLER | | 0 | 0 | 0 | 0 | 13.9 | 0 | 0 | 13.9 |
| 26 FAYETTE | | 3657.6 | 605.5 | 171.7 | 0 | 922.1 | 0 | 15.2 | 5372.1 |
| 30 GREENE | | 240.5 | 907 | 0 | 0 | 109.5 | 0 | 0 | 1257 |
| 32 INDIANA | | 0 | 0 | 0 | 0 | 5.8 | 0 | 0 | 5.8 |
| 43 MERCER | | 0 | 0 | 0 | 0 | 16.4 | 0 | 6.5 | 22.9 |
| 56 SOMERSET | | 11.9 | 0 | 0 | 0 | 0 | 0 | 0 | 11.9 |
| 63 WASHINGTON | | 7641.3 | 2494.4 | 183.1 | 0 | 3395.2 | 0 | 0 | 13714 |
| 65 WESTMORELAND | | 6296.1 | 240.4 | 363.2 | 0 | 2948.6 | 0 | 7.5 | 9855.8 |
| WV WEST VIRGINIA | | 34.8 | 0 | 0 | 0 | 54.6 | 0 | 0 | 89.4 |
| Waste Totals: | | 29480.1 | 4319.9 | 1986.9 | 0 | 9449.3 | 0 | 75.6 | 45311.8 |



Please Use
Recycled Paper

Phone: 717-783-9258
 Printed: 2/8/2016

Also visit our Internet WWW Site at: <http://www.dep.state.pa.us>

DISCLAIMER: While care has been taken in the preparation of this report, there is no warranty or guarantee as to the data, calculation or content accuracy. The Commonwealth reserves the right to update or change any data or presentation format without notice or liability.

Commonwealth of Pennsylvania
 Department of Environmental Protection
 Bureau of Waste Management
 Division of Reporting and Fee Collection

 Landfill Waste Receipts
 in Tons (2000 lbs.) of Waste

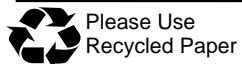
For Year: Quarter:
 2015 / 4

Disposal Facility: 101494, TULLYTOWN RESOURCE RECOVERY FACILITY

| County/State that Generated Waste | Waste Type: | Municipal | Residual | Sewage Sludge | Processed Medical | Construction | WTE Ash Residue | Asbestos | Total |
|--------------------------------------|-------------|-----------------|----------------|------------------|----------------------|-----------------|--------------------|---------------|-----------------|
| 06 BERKS | | 14.2 | 0 | 0 | 0 | 0 | 0 | 0 | 14.2 |
| 09 BUCKS | | 7622 | 9743.2 | 0 | 137.4 | 840.4 | 28704.6 | 0.6 | 47048.2 |
| 13 CARBON | | 6.6 | 0 | 0 | 0 | 0 | 0 | 0 | 6.6 |
| 15 CHESTER | | 0 | 0 | 0 | 0 | 20 | 0 | 3 | 23 |
| 22 DAUPHIN | | 0 | 0 | 0 | 0 | 46.4 | 0 | 0 | 46.4 |
| 23 DELAWARE | | 3608.4 | 56.3 | 0 | 15.3 | 51.4 | 0 | 18.2 | 3749.6 |
| 39 LEHIGH | | 388.1 | 0 | 0 | 0 | 0 | 0 | 0 | 388.1 |
| 46 MONTGOMERY | | 4861.9 | 4866.4 | 0 | 44.3 | 11.6 | 0 | 0 | 9784.2 |
| 48 NORTHAMPTON | | 1 | 0 | 0 | 0 | 0 | 0 | 0 | 1 |
| 49 NORTHUMBERLAND | | 0 | 0 | 0 | 0 | 0 | 0 | 4 | 4 |
| 51 PHILADELPHIA | | 32367.9 | 2201.4 | 0 | 1041.2 | 986.2 | 0 | 230.6 | 36827.3 |
| 54 SCHUYLKILL | | 0 | 0 | 0 | 0 | 0 | 0 | 2 | 2 |
| CT CONNECTICUT | | 0 | 59.7 | 0 | 0 | 6.5 | 0 | 0 | 66.2 |
| DE DELAWARE (ST) | | 0 | 8.5 | 0 | 0 | 103.8 | 0 | 26.8 | 139.1 |
| MD MARYLAND | | 0 | 0 | 0 | 0 | 3.7 | 0 | 0.5 | 4.2 |
| NH NEW HAMPSHIRE | | 0 | 0 | 0 | 0 | 15.5 | 0 | 0 | 15.5 |
| NJ NEW JERSEY | | 102738 | 24948.3 | 0 | 0 | 104852.9 | 14.3 | 871.1 | 233424.6 |
| NY NEW YORK | | 95145.6 | 717.3 | 0 | 57.4 | 4435.5 | 0 | 272.1 | 100627.9 |
| RI RHODE ISLAND | | 0 | 127 | 0 | 0 | 0 | 0 | 0 | 127 |
| Waste Totals: | | 246753.7 | 42728.1 | 0 | 1295.6 | 111373.9 | 28718.9 | 1428.9 | 432299.1 |

Disposal Facility: 100280, VALLEY LANDFILL

| County/State that Generated Waste | Waste Type: | Municipal | Residual | Sewage Sludge | Processed Medical | Construction | WTE Ash Residue | Asbestos | Total |
|--------------------------------------|-------------|----------------|----------------|------------------|----------------------|---------------|--------------------|-------------|----------------|
| 02 ALLEGHENY | | 6210.3 | 16344.8 | 230.9 | 0 | 2457.6 | 1458 | 85.5 | 26787.1 |
| 03 ARMSTRONG | | 1708.6 | 0 | 0 | 0 | 92.5 | 0 | 0 | 1801.1 |
| 10 BUTLER | | 162 | 0 | 0 | 0 | 22.7 | 0 | 0 | 184.7 |
| 26 FAYETTE | | 132.6 | 29 | 0 | 0 | 4.8 | 0 | 0 | 166.4 |
| 30 GREENE | | 0 | 119.6 | 0 | 0 | 0 | 0 | 0 | 119.6 |
| 32 INDIANA | | 0 | 63.2 | 0 | 0 | 0 | 1172.3 | 0 | 1235.5 |
| 63 WASHINGTON | | 0 | 0.6 | 0 | 0 | 0 | 0 | 0 | 0.6 |
| 65 WESTMORELAND | | 24257.3 | 1226.5 | 766.6 | 143.8 | 5075.2 | 0 | 0.7 | 31470.1 |
| OH OHIO | | 0 | 894.6 | 0 | 0 | 0 | 0 | 0 | 894.6 |
| Waste Totals: | | 32470.8 | 18678.3 | 997.5 | 143.8 | 7652.8 | 2630.3 | 86.2 | 62659.7 |



Please Use
Recycled Paper

Phone: 717-783-9258
 Printed: 2/8/2016

Also visit our Internet WWW Site at: <http://www.dep.state.pa.us>

DISCLAIMER: While care has been taken in the preparation of this report, there is no warranty or guarantee as to the data, calculation or content accuracy. The Commonwealth reserves the right to update or change any data or presentation format without notice or liability.

Commonwealth of Pennsylvania
 Department of Environmental Protection
 Bureau of Waste Management
 Division of Reporting and Fee Collection

 Landfill Waste Receipts
 in Tons (2000 lbs.) of Waste

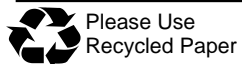
For Year: Quarter:
 2015 / 4

Disposal Facility: 100739, WESTERN BERKS COMMUNITY LANDFILL

| County/State that Generated Waste | Waste Type: | Municipal | Residual | Sewage Sludge | Processed Medical | Construction | WTE Ash Residue | Asbestos | Total |
|--------------------------------------|-------------|----------------|---------------|------------------|----------------------|---------------|--------------------|---------------|----------------|
| 06 BERKS | | 12753 | 6164.8 | 3002.3 | 0 | 1868.3 | 0 | 12.5 | 23800.9 |
| 09 BUCKS | | 9.9 | 29.7 | 0 | 0 | 0 | 0 | 0 | 39.6 |
| 13 CARBON | | 0 | 0 | 14.7 | 0 | 0 | 0 | 0 | 14.7 |
| 23 DELAWARE | | 0 | 0 | 0 | 0 | 0 | 0 | 13.7 | 13.7 |
| 36 LANCASTER | | 17.4 | 0 | 0 | 0 | 0 | 0 | 0 | 17.4 |
| 38 LEBANON | | 0 | 0 | 0 | 0 | 3.9 | 0 | 0 | 3.9 |
| 39 LEHIGH | | 8041.6 | 0 | 0 | 0 | 0 | 0 | 0 | 8041.6 |
| 46 MONTGOMERY | | 2749.1 | 33.5 | 2014.7 | 0 | 158.9 | 0 | 402.3 | 5358.5 |
| 48 NORTHAMPTON | | 8437.4 | 0 | 28.1 | 0 | 0 | 0 | 6.9 | 8472.4 |
| 51 PHILADELPHIA | | 0 | 33.2 | 0 | 0 | 0 | 0 | 1590.4 | 1623.6 |
| 54 SCHUYLKILL | | 4.7 | 0 | 0 | 0 | 0 | 0 | 0 | 4.7 |
| MD MARYLAND | | 0 | 0 | 0 | 0 | 0 | 0 | 18 | 18 |
| NJ NEW JERSEY | | 0 | 0 | 0 | 0 | 0 | 0 | 83.4 | 83.4 |
| NY NEW YORK | | 0 | 22 | 0 | 0 | 0 | 0 | 0 | 22 |
| Waste Totals: | | 32013.1 | 6283.2 | 5059.8 | 0 | 2031.1 | 0 | 2127.2 | 47514.4 |

Disposal Facility: 400633, WHEELABRATOR FALLS INC

| County/State that Generated Waste | Waste Type: | Municipal | Residual | Sewage Sludge | Processed Medical | Construction | WTE Ash Residue | Asbestos | Total |
|--------------------------------------|-------------|---------------|---------------|------------------|----------------------|---------------|--------------------|----------|-----------------|
| 06 BERKS | | 8.6 | 0 | 0 | 0 | 0 | 0 | 0 | 8.6 |
| 09 BUCKS | | 38439 | 106.2 | 0 | 0 | 3569.7 | 0 | 0 | 42114.9 |
| 15 CHESTER | | 0 | 4.3 | 0 | 0 | 0 | 0 | 0 | 4.3 |
| 38 LEBANON | | 0 | 499.4 | 0 | 0 | 0 | 0 | 0 | 499.4 |
| 39 LEHIGH | | 0 | 48.8 | 0 | 0 | 0 | 0 | 0 | 48.8 |
| 40 LUZERNE | | 0 | 184.3 | 0 | 0 | 0 | 0 | 0 | 184.3 |
| 46 MONTGOMERY | | 1346.4 | 163.3 | 0 | 0 | 0 | 0 | 0 | 1509.7 |
| 51 PHILADELPHIA | | 58605.6 | 18.9 | 0 | 0 | 2.6 | 0 | 0 | 58627.1 |
| 67 YORK | | 0 | 10.3 | 0 | 0 | 0 | 0 | 0 | 10.3 |
| DE DELAWARE (ST) | | 0 | 2.5 | 0 | 0 | 0 | 0 | 0 | 2.5 |
| MN MINNESOTA | | 0 | 19.6 | 0 | 0 | 0 | 0 | 0 | 19.6 |
| NJ NEW JERSEY | | 24019.5 | 1363.8 | 0 | 0 | 0 | 0 | 0 | 25383.3 |
| NY NEW YORK | | 695.9 | 91.7 | 0 | 0 | 0 | 0 | 0 | 787.6 |
| Waste Totals: | | 123115 | 2513.1 | 0 | 0 | 3572.3 | 0 | 0 | 129200.4 |



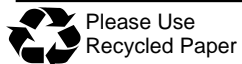
Commonwealth of Pennsylvania
 Department of Environmental Protection
 Bureau of Waste Management
 Division of Reporting and Fee Collection

 Landfill Waste Receipts
 in Tons (2000 lbs.) of Waste

For Year: Quarter:
 2015 / 4

Disposal Facility: 400561, YORK COUNTY RESOURCE RECOVERY CENTER

| County/State that Generated Waste | Waste Type: | Municipal | Residual | Sewage Sludge | Processed Medical | Construction | WTE Ash Residue | Asbestos | Total |
|--------------------------------------|-------------|-----------------|---------------|------------------|----------------------|---------------|--------------------|----------|-----------------|
| 01 ADAMS | | 3144.8 | 226.6 | 0 | 0 | 220.9 | 0 | 0 | 3592.3 |
| 06 BERKS | | 0.7 | 0 | 0 | 0 | 0 | 0 | 0 | 0.7 |
| 21 CUMBERLAND | | 5750.7 | 647.9 | 0 | 0 | 37.4 | 0 | 0 | 6436 |
| 22 DAUPHIN | | 3554.5 | 0 | 0 | 0 | 0 | 0 | 0 | 3554.5 |
| 44 MIFFLIN | | 0 | 118 | 0 | 0 | 0 | 0 | 0 | 118 |
| 51 PHILADELPHIA | | 9682.3 | 0 | 0 | 0 | 0 | 0 | 0 | 9682.3 |
| 67 YORK | | 77292.2 | 4120.1 | 0 | 0 | 3555.8 | 0 | 0 | 84968.1 |
| MD MARYLAND | | 3238.3 | 0 | 0 | 0 | 0 | 0 | 0 | 3238.3 |
| Waste Totals: | | 102663.5 | 5112.6 | 0 | 0 | 3814.1 | 0 | 0 | 111590.2 |



Please Use
Recycled Paper

Phone: 717-783-9258

Printed: 2/8/2016

Also visit our Internet WWW Site at: <http://www.dep.state.pa.us>

DISCLAIMER: While care has been taken in the preparation of this report, there is no warranty or guarantee as to the data, calculation or content accuracy. The Commonwealth reserves the right to update or change any data or presentation format without notice or liability.