

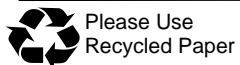
Commonwealth of Pennsylvania  
 Department of Environmental Protection  
 Bureau of Waste Management  
 Division of Reporting and Fee Collection

-----  
 Landfill Waste Receipts  
 in Tons (2000 lbs.) of Waste

For Year: 2016

Disposal Facility: 100419, ADVANCED DISPOSAL SERVICES CHESTNUT VALLEY LANDFILL

County/State that Generated Waste	Waste Type: Municipal	Residual	Sewage Sludge	Processed Medical	Construction	WTE Ash Residue	Asbestos	Total
02 ALLEGHENY	569.6	10	0	0	123.7	0	6	709.3
26 FAYETTE	57930.2	5048.3	4821	4.9	9504.8	0	16.9	77326.1
30 GREENE	11562.6	42576.7	1225	0	7298.3	0	0	62662.6
32 INDIANA	0	0	0	0	5.4	0	0	5.4
56 SOMERSET	595.1	44	0	0	0	0	0	639.1
63 WASHINGTON	4972.1	36475.3	219.4	0	103.4	0	0	41770.2
65 WESTMORELAND	3901	2127.7	0	0	31.5	0	0	6060.2
MD MARYLAND	0	7.2	0	0	0	0	0	7.2
OH OHIO	0	0	0	0	3.2	0	0	3.2
WV WEST VIRGINIA	3712.3	8592.4	0	0	1146.2	0	189.9	13640.8
<b>Waste Totals:</b>	<b>83242.9</b>	<b>94881.6</b>	<b>6265.4</b>	<b>4.9</b>	<b>18216.5</b>	<b>0</b>	<b>212.8</b>	<b>202824.1</b>



Please Use  
Recycled Paper

Phone: 717-783-9258  
 Printed: 2/24/2017

Also visit our Internet WWW Site at: <http://www.dep.state.pa.us>

DISCLAIMER: While care has been taken in the preparation of this report, there is no warranty or guarantee as to the data, calculation or content accuracy. The Commonwealth reserves the right to update or change any data or presentation format without notice or liability.

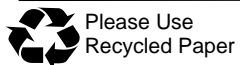
Commonwealth of Pennsylvania  
 Department of Environmental Protection  
 Bureau of Waste Management  
 Division of Reporting and Fee Collection

-----  
 Landfill Waste Receipts  
 in Tons (2000 lbs.) of Waste

For Year: 2016

Disposal Facility: 101397, ADVANCED DISPOSAL SERVICES GREENTREE LANDFILL LLC.

County/State that Generated Waste	Waste Type: Municipal	Residual	Sewage Sludge	Processed Medical	Construction	WTE Ash Residue	Asbestos	Total
02 ALLEGHENY	0	285.3	0	0	0	0	0	285.3
03 ARMSTRONG	0	2380.1	11.8	0	0	0	0	2391.9
06 BERKS	0	9.3	0	0	0	0	0	9.3
07 BLAIR	73592.1	11778.5	578.7	0	72.6	0	8.4	86030.3
09 BUCKS	0	2321.9	0	0	9593.7	0	0	11915.6
10 BUTLER	0	2351.6	0	0	1.7	0	12.6	2365.9
11 CAMBRIA	0	0.8	0	0	43.9	0	11	55.7
12 CAMERON	2715.7	1053.5	337	0	407.5	0	0.1	4513.8
14 CENTRE	98560.7	2034.9	931.2	0	26.2	177.8	57.6	101788.4
15 CHESTER	0	0.1	0	0	0	0	0	0.1
16 CLARION	36907.7	34360.6	131.9	0	659.6	0	21.3	72081.1
17 CLEARFIELD	44727.7	7819.2	2128.4	0	10088.6	0	6.9	64770.8
18 CLINTON	0	92.2	0	0	1.7	0	0	93.9
20 CRAWFORD	16.9	856.4	1693.8	0	0	203.8	0	2770.9
22 DAUPHIN	0.7	0	0	0	39.2	0	0	39.9
23 DELAWARE	6.7	48.8	350.6	0	0	0	0	406.1
24 ELK	9692.5	14461.8	4823.3	0	2995.8	0	38.9	32012.3
25 ERIE	0	160.9	0	0	0	0	0	160.9
27 FOREST	10.4	330.9	7.8	0	0	0	0	349.1
29 FULTON	0	3.2	0	0	0	0	0	3.2
31 HUNTINGDON	0	5.5	215.2	0	0	59.7	1.5	281.9
32 INDIANA	197.8	123.8	0	0	35.2	0	0	356.8
33 JEFFERSON	20199.8	5725.4	1003.1	0	2008.4	0	44.6	28981.3
40 LUZERNE	0	6.1	0	0	0	0	0	6.1
41 LYCOMING	0	29.6	0	0	0	0	0	29.6
42 MCKEAN	45	1938.8	0	0	18	1938.7	24.3	3964.8
43 MERCER	0	2.2	0	0	0	0	0	2.2
44 MIFFLIN	0	16.3	0	0	0	0	0	16.3
45 MONROE	0	22.4	0	0	0	0	0	22.4
48 NORTHAMPTON	2376.1	0	0	0	0	0	0	2376.1

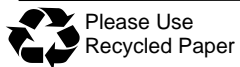


Commonwealth of Pennsylvania  
 Department of Environmental Protection  
 Bureau of Waste Management  
 Division of Reporting and Fee Collection

-----  
 Landfill Waste Receipts  
 in Tons (2000 lbs.) of Waste

For Year: 2016

53 POTTER	3.7	981.5	0	0	0	0	0	985.2
59 TIOGA	0	37.9	0	0	0	0	0	37.9
61 VENANGO	0.9	465.8	559.2	0	0	0	0.1	1026
62 WARREN	29932.1	5589.8	942.8	0	121.9	1.9	19.2	36607.7
65 WESTMORELAND	0	3.4	0	0	0	0	0	3.4
CT CONNECTICUT	0	782.3	0	0	0	0	1	783.3
DE DELAWARE (ST)	0	250.4	1938.4	0	0	0	0	2188.8
KY KENTUCKY	0	32.8	0	0	0	0	0	32.8
MD MARYLAND	0	0	0	0	0	0	10	10
NJ NEW JERSEY	39972.1	16371.2	18938.5	0	5.9	490.8	69.3	75847.8
NY NEW YORK	20442.9	1138.4	107510.5	0	162.8	521.3	142.5	129918.4
OH OHIO	0	19.6	0	0	0	0	0	19.6
WV WEST VIRGINIA	0	91.5	0	0	0	0	0	91.5
<b>Waste Totals:</b>	<b>379401.5</b>	<b>113984.7</b>	<b>142102.2</b>	<b>0</b>	<b>26282.7</b>	<b>3394</b>	<b>469.3</b>	<b>665634.4</b>



Please Use  
Recycled Paper

Phone: 717-783-9258  
 Printed: 2/24/2017

Also visit our Internet WWW Site at: <http://www.dep.state.pa.us>

DISCLAIMER: While care has been taken in the preparation of this report, there is no warranty or guarantee as to the data, calculation or content accuracy. The Commonwealth reserves the right to update or change any data or presentation format without notice or liability.

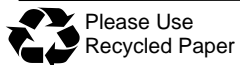
Commonwealth of Pennsylvania  
 Department of Environmental Protection  
 Bureau of Waste Management  
 Division of Reporting and Fee Collection

Landfill Waste Receipts  
 in Tons (2000 lbs.) of Waste

For Year: 2016

Disposal Facility: 100933, ALLIANCE SANITARY LANDFILL INC

County/State that Generated Waste	Waste Type: Municipal	Residual	Sewage Sludge	Processed Medical	Construction	WTE Ash Residue	Asbestos	Total
08 BRADFORD	0	4180.7	0	0	1.4	0	0	4182.1
13 CARBON	185.9	0	0	0	0	0	0	185.9
19 COLUMBIA	19.4	0	0	0	4.6	0	0	24
35 LACKAWANNA	40819.7	4521.8	147.2	782.7	6742.2	0	103.2	53116.8
39 LEHIGH	0	372.1	0	0	0.2	0	1.9	374.2
40 LUZERNE	78141	5661.1	18252.7	0	4347.1	0	3912.9	110314.8
45 MONROE	23489.3	1180.9	0	0	1049.1	0	9.9	25729.2
48 NORTHAMPTON	4.7	1934.2	0	0	0	0	0	1938.9
52 PIKE	10859.6	13.4	0	0	6.9	0	3.6	10883.5
54 SCHUYLKILL	12.3	61.2	0	0	0	0	0	73.5
57 SULLIVAN	0	2.9	0	0	0	0	0	2.9
58 SUSQUEHANNA	4440.2	2279.4	413.1	0	328.4	0	0	7461.1
64 WAYNE	16176.3	228.3	0	0	114.3	0	0.8	16519.7
66 WYOMING	5082.9	62.9	0	0	323.3	0	0	5469.1
67 YORK	195.3	0	0	0	0	0	0	195.3
CT CONNECTICUT	0	0	0	0	113.4	0	20	133.4
MD MARYLAND	0	0	0	0	0	0	87.1	87.1
NJ NEW JERSEY	0	23.3	0	0	0	0	711.1	734.4
NY NEW YORK	3797.9	82.5	234.2	0	0	0	239.8	4354.4
<b>Waste Totals:</b>	<b>183224.5</b>	<b>20604.7</b>	<b>19047.2</b>	<b>782.7</b>	<b>13030.9</b>	<b>0</b>	<b>5090.3</b>	<b>241780.3</b>



Please Use  
Recycled Paper

Phone: 717-783-9258  
 Printed: 2/24/2017

Also visit our Internet WWW Site at: <http://www.dep.state.pa.us>

DISCLAIMER: While care has been taken in the preparation of this report, there is no warranty or guarantee as to the data, calculation or content accuracy. The Commonwealth reserves the right to update or change any data or presentation format without notice or liability.

Commonwealth of Pennsylvania  
 Department of Environmental Protection  
 Bureau of Waste Management  
 Division of Reporting and Fee Collection

-----  
 Landfill Waste Receipts  
 in Tons (2000 lbs.) of Waste

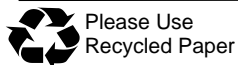
For Year: 2016

Disposal Facility: 100172, ARDEN LANDFILL INC.

County/State that Generated Waste	Waste Type: Municipal	Residual	Sewage Sludge	Processed Medical	Construction	WTE Ash Residue	Asbestos	Total
02 ALLEGHENY	68671	8297	0	0	6319.6	0	0	83287.6
04 BEAVER	70159.4	1428.1	330.5	0	647.2	0	0	72565.2
10 BUTLER	191.5	43.1	0	0	132.9	0	0	367.5
26 FAYETTE	1028.1	40.1	0	0	6	0	0	1074.2
30 GREENE	5439.6	24669.8	0	0	3868.6	0	0	33978
32 INDIANA	0	27.4	0	0	0	1265.7	0	1293.1
63 WASHINGTON	58373.3	108648	7420.1	617.8	12389.4	0	0	187448.6
65 WESTMORELAND	28.3	75.7	0	0	0.2	0	0	104.2
KY KENTUCKY	0	41.4	0	0	0	0	0	41.4
OH OHIO	2419.2	7909.2	12.6	0	181.2	0	0	10522.2
WV WEST VIRGINIA	3705.2	23092.9	0	0	3195.3	18851.4	0	48844.8
<b>Waste Totals:</b>	<b>210015.6</b>	<b>174272.7</b>	<b>7763.2</b>	<b>617.8</b>	<b>26740.4</b>	<b>20117.1</b>	<b>0</b>	<b>439526.8</b>

Disposal Facility: 100020, BETHLEHEM LANDFILL

County/State that Generated Waste	Waste Type: Municipal	Residual	Sewage Sludge	Processed Medical	Construction	WTE Ash Residue	Asbestos	Total
06 BERKS	10.9	0	0	0	194	0	0	204.9
09 BUCKS	6620.3	1324.8	0	0	438.2	0	0	8383.3
23 DELAWARE	0	0	0	0	17.3	0	59.3	76.6
39 LEHIGH	26456.8	3250.7	0	0	2447.3	0	0	32154.8
46 MONTGOMERY	171.5	132.3	0	0	502.5	0	0	806.3
48 NORTHAMPTON	51349.9	1449.2	0	0	7148.5	0	0	59947.6
51 PHILADELPHIA	0	0	0	0	345	0	0	345
NJ NEW JERSEY	48043	3098.7	20.5	0	29360.5	0	974.9	81497.6
NY NEW YORK	39402.1	901.7	0	0	3921.5	0	611.9	44837.2
<b>Waste Totals:</b>	<b>172054.5</b>	<b>10157.4</b>	<b>20.5</b>	<b>0</b>	<b>44374.8</b>	<b>0</b>	<b>1646.1</b>	<b>228253.3</b>



Please Use  
Recycled Paper

Phone: 717-783-9258  
 Printed: 2/24/2017

Also visit our Internet WWW Site at: <http://www.dep.state.pa.us>

DISCLAIMER: While care has been taken in the preparation of this report, there is no warranty or guarantee as to the data, calculation or content accuracy. The Commonwealth reserves the right to update or change any data or presentation format without notice or liability.

Commonwealth of Pennsylvania  
 Department of Environmental Protection  
 Bureau of Waste Management  
 Division of Reporting and Fee Collection

-----  
 Landfill Waste Receipts  
 in Tons (2000 lbs.) of Waste

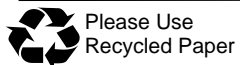
For Year: 2016

Disposal Facility: 101243, BRADFORD COUNTY SANITARY LANDFILL

County/State that Generated Waste	Waste Type: Municipal	Residual	Sewage Sludge	Processed Medical	Construction	WTE Ash Residue	Asbestos	Total
08 BRADFORD	23319.5	15546.4	825.6	0	10828.5	0	39.1	50559.1
19 COLUMBIA	0.3	0	0	0	0	0	0	0.3
41 LYCOMING	3.3	120.1	0	0	0	0	0	123.4
45 MONROE	0.6	0	0	0	0	0	0	0.6
52 PIKE	0.1	0	0	0	0	0	0	0.1
53 POTTER	2.9	0	62.1	0	42.1	0	0	107.1
57 SULLIVAN	3280	0	18	0	712.7	0	0	4010.7
58 SUSQUEHANNA	1125.9	4	0	0	56.8	0	0	1186.7
59 TIOGA	17626.9	19306.4	1520.3	0	724.6	0	0	39178.2
62 WARREN	0.4	0	0	0	0	0	0	0.4
66 WYOMING	3055.4	2407.7	0	0	1105.8	0	0	6568.9
<b>Waste Totals:</b>	<b>48415.3</b>	<b>37384.6</b>	<b>2426</b>	<b>0</b>	<b>13470.5</b>	<b>0</b>	<b>39.1</b>	<b>101735.5</b>

Disposal Facility: 100361, Casella McKean County Landfill

County/State that Generated Waste	Waste Type: Municipal	Residual	Sewage Sludge	Processed Medical	Construction	WTE Ash Residue	Asbestos	Total
08 BRADFORD	0	203.2	0	0	0	0	0	203.2
12 CAMERON	0	2467.2	0	0	189.1	0	0	2656.3
24 ELK	7814.6	23554.6	1339.3	0	2984.4	0	0	35692.9
25 ERIE	0	12.1	0	0	0	0	0	12.1
27 FOREST	53.2	0.2	0	0	45.8	0	0	99.2
33 JEFFERSON	14.7	0	0	0	0	0	0	14.7
42 MCKEAN	15020	20645.8	3158.2	0	9727.3	3844.5	30.4	52426.2
53 POTTER	0	103.3	125.5	0	3	0	0	231.8
58 SUSQUEHANNA	0	377.1	0	0	0	0	0	377.1
60 UNION	0	0	0	0	28.5	0	0	28.5
62 WARREN	61.8	39	306.2	0	1154.9	0	0	1561.9
CT CONNECTICUT	32.9	0	0	0	0	0	0	32.9
MA MASSACHUSETTS	0.2	0	0	0	0	0	0	0.2
NY NEW YORK	35.1	0	0	0	23.2	0	0	58.3
<b>Waste Totals:</b>	<b>23032.5</b>	<b>47402.5</b>	<b>4929.2</b>	<b>0</b>	<b>14156.2</b>	<b>3844.5</b>	<b>30.4</b>	<b>93395.3</b>



Please Use  
Recycled Paper

Phone: 717-783-9258  
 Printed: 2/24/2017

Also visit our Internet WWW Site at: <http://www.dep.state.pa.us>

DISCLAIMER: While care has been taken in the preparation of this report, there is no warranty or guarantee as to the data, calculation or content accuracy. The Commonwealth reserves the right to update or change any data or presentation format without notice or liability.

Commonwealth of Pennsylvania  
 Department of Environmental Protection  
 Bureau of Waste Management  
 Division of Reporting and Fee Collection

-----  
 Landfill Waste Receipts  
 in Tons (2000 lbs.) of Waste

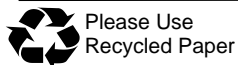
For Year: 2016

Disposal Facility: 100944, CHESTER COUNTY SWA LANCHESTER LANDFILL

County/State that Generated Waste	Waste Type: Municipal	Residual	Sewage Sludge	Processed Medical	Construction	WTE Ash Residue	Asbestos	Total
06 BERKS	10640.4	12894.9	0	0	6140.8	9873.5	0.1	39549.7
09 BUCKS	0	0	0	0	0	20456.9	0	20456.9
15 CHESTER	21071.3	4428.5	4602.7	0	25047.9	6.6	31.3	244830
22 DAUPHIN	0	0	0	0	2.3	0	0	2.3
23 DELAWARE	7.5	0	0	0	96.9	0	0	104.4
36 LANCASTER	297.2	433.9	25.5	0	534.7	0	0.1	1291.4
38 LEBANON	0	59.5	0	0	2	0	0	61.5
46 MONTGOMERY	3435.6	99.1	0	0	286.5	46130.2	0	49951.4
51 PHILADELPHIA	0	0	0	0	5433.7	0	0	5433.7
54 SCHUYLKILL	9.3	0	0	0	0	0	0	9.3
DE DELAWARE (ST)	0	982.7	0	0	0	0	0	982.7
NJ NEW JERSEY	0	513.1	0	0	0	0	0	513.1
<b>Waste Totals:</b>	<b>225103</b>	<b>19411.7</b>	<b>4628.2</b>	<b>0</b>	<b>37544.8</b>	<b>76467.2</b>	<b>31.5</b>	<b>363186.4</b>

Disposal Facility: 100022, CHRIN BROTHERS SANITARY LANDFILL

County/State that Generated Waste	Waste Type: Municipal	Residual	Sewage Sludge	Processed Medical	Construction	WTE Ash Residue	Asbestos	Total
06 BERKS	16	0	0	0	112.5	0	3.8	132.3
08 BRADFORD	0	0	0	0	3.2	0	0	3.2
09 BUCKS	7583.8	412.4	0	0	2133.4	0	23.5	10153.1
13 CARBON	429.6	0	0	0	269.8	0	27.4	726.8
39 LEHIGH	35018.2	1160.2	29.9	0	13501.5	0	92.5	49802.3
40 LUZERNE	21.5	0	0	0	10.5	0	0	32
45 MONROE	0	24.1	0	0	66.3	0	1.2	91.6
46 MONTGOMERY	0	0	0	0	143.3	0	0.9	144.2
48 NORTHAMPTON	64535.7	6582.3	5649.1	0	26003.3	0	148.8	102919.2
52 PIKE	0	0	0	0	165.9	0	6	171.9
64 WAYNE	23.9	0	0	0	41.4	0	6	71.3
NJ NEW JERSEY	8080.5	147.3	0	0	6986.4	0	525.3	15739.5
<b>Waste Totals:</b>	<b>115709.2</b>	<b>8326.3</b>	<b>5679</b>	<b>0</b>	<b>49437.5</b>	<b>0</b>	<b>835.4</b>	<b>179987.4</b>



Please Use  
Recycled Paper

Phone: 717-783-9258  
 Printed: 2/24/2017

Also visit our Internet WWW Site at: <http://www.dep.state.pa.us>

DISCLAIMER: While care has been taken in the preparation of this report, there is no warranty or guarantee as to the data, calculation or content accuracy. The Commonwealth reserves the right to update or change any data or presentation format without notice or liability.

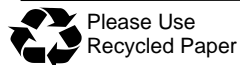
Commonwealth of Pennsylvania  
 Department of Environmental Protection  
 Bureau of Waste Management  
 Division of Reporting and Fee Collection

Landfill Waste Receipts  
 in Tons (2000 lbs.) of Waste

For Year: 2016

Disposal Facility: 100955, CLINTON COUNTY SWA WAYNE TOWNSHIP LANDFILL

County/State that Generated Waste	Waste Type: Municipal	Residual	Sewage Sludge	Processed Medical	Construction	WTE Ash Residue	Asbestos	Total
01 ADAMS	0	0	0	0	0	0	2.5	2.5
02 ALLEGHENY	0	0	0	0	0	0	0.1	0.1
05 BEDFORD	0	0	0	0	19.5	0	0	19.5
07 BLAIR	0	1736.2	0	0	396.1	0	87.8	2220.1
08 BRADFORD	1.6	0	0	0	174.7	0	0.5	176.8
09 BUCKS	0	0	0	0	0	0	57.1	57.1
10 BUTLER	20.8	0	0	0	0	0	0	20.8
11 CAMBRIA	0	0	0	0	328.6	0	4.4	333
12 CAMERON	0	0	0	0	0	0	1	1
14 CENTRE	2927.4	946.8	2387.8	0	122.4	0	510.2	6894.6
15 CHESTER	0	0	0	0	0	0	0.1	0.1
16 CLARION	0	0	0	0	0	0	1.9	1.9
17 CLEARFIELD	2416.2	54.5	0	0	20.2	0	3.8	2494.7
18 CLINTON	28113.1	6801.2	3697.8	0.5	4731.4	0	49.3	43393.3
19 COLUMBIA	0.6	5847.4	0	0	1380.8	0	50.1	7278.9
20 CRAWFORD	0	6.5	0	0	9.8	0	0	16.3
21 CUMBERLAND	0	0	0	0	44.6	0	15.3	59.9
22 DAUPHIN	10.3	0	0	0	93.1	0	10.1	113.5
23 DELAWARE	0	0	0	0	0	0	0.1	0.1
24 ELK	0	7.9	0	0	0	0	17.5	25.4
28 FRANKLIN	0	1.3	0	0	0	0	2.6	3.9
31 HUNTINGDON	25.2	18.4	0	0	99.9	0	0	143.5
32 INDIANA	0	0	0	0	0	0	5.2	5.2
33 JEFFERSON	0	0	0	0	0	0	1.2	1.2
34 JUNIATA	9027.8	2732.8	0	0	828.2	0	0.1	12588.9
35 LACKAWANNA	0.1	0	0	0	69.2	0	24.2	93.5
36 LANCASTER	0	64.6	0	0	0	0	0	64.6
39 LEHIGH	0	0	0	0	61.3	0	0.1	61.4
40 LUZERNE	16932.3	1543.3	214.7	0	1286.8	0	239	20216.1
41 LYCOMING	17131.4	7067.9	382	0	6052	0	46	30679.3



Please Use  
Recycled Paper

Phone: 717-783-9258  
 Printed: 2/24/2017

Also visit our Internet WWW Site at: <http://www.dep.state.pa.us>

DISCLAIMER: While care has been taken in the preparation of this report, there is no warranty or guarantee as to the data, calculation or content accuracy. The Commonwealth reserves the right to update or change any data or presentation format without notice or liability.

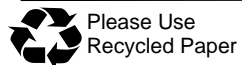


Commonwealth of Pennsylvania  
 Department of Environmental Protection  
 Bureau of Waste Management  
 Division of Reporting and Fee Collection

-----  
 Landfill Waste Receipts  
 in Tons (2000 lbs.) of Waste

For Year: 2016

42 MCKEAN	0	0	0	0	0	0	25.1	25.1
44 MIFFLIN	19329	1618.9	738.4	0	4889.2	0	91.5	26667
45 MONROE	0	0	0	0	0	0	0.6	0.6
46 MONTGOMERY	0	0	0	0	0	0	8.7	8.7
47 MONTOUR	46.9	0	0	0	135.9	0	1.7	184.5
48 NORTHAMPTON	0	0	292.3	0	80.9	0	0	373.2
49 NORTHUMBERLAND	6293.7	183.5	2154.7	0	1627.9	0	22.9	10282.7
50 PERRY	7227.4	0.7	0	0	361	0	0.1	7589.2
51 PHILADELPHIA	0	0	0	0	83.4	0	0	83.4
52 PIKE	0	0	0	0	0	0	0.1	0.1
53 POTTER	0	1033.7	0	0	0	0	3	1036.7
54 SCHUYLKILL	0	0	0	0	434.2	0	18	452.2
55 SNYDER	3402	76	0	0	495	0	0	3973
56 SOMERSET	0	0	0	0	447.7	0	3.3	451
57 SULLIVAN	1.8	0	0	0	95.6	0	0.1	97.5
58 SUSQUEHANNA	0	0	0	0	0	0	2.6	2.6
59 TIOGA	15	1095.5	0	0	183.9	0	0.3	1294.7
60 UNION	351.8	237.6	0	0	441.5	0	11.5	1042.4
62 WARREN	0	0	0	0	0	0	0.2	0.2
64 WAYNE	0.8	0	0	0	0	0	1.7	2.5
67 YORK	0	0	0	0	19.6	0	1.4	21
CT CONNECTICUT	0	0	0	0	0	0	597.7	597.7
DE DELAWARE (ST)	0	0	20.2	0	0	0	0	20.2
MA MASSACHUSETTS	0	0	0	0	0	0	1	1
NJ NEW JERSEY	655.6	0	0	0	0	0	0	655.6
NY NEW YORK	0	0	13844.1	0	0	0	0	13844.1
Waste Totals:	113930.8	31074.7	23732	0.5	25014.4	0	1921.7	195674.1



Please Use  
Recycled Paper

Phone: 717-783-9258  
 Printed: 2/24/2017

Also visit our Internet WWW Site at: <http://www.dep.state.pa.us>

DISCLAIMER: While care has been taken in the preparation of this report, there is no warranty or guarantee as to the data, calculation or content accuracy. The Commonwealth reserves the right to update or change any data or presentation format without notice or liability.

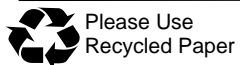
Commonwealth of Pennsylvania  
 Department of Environmental Protection  
 Bureau of Waste Management  
 Division of Reporting and Fee Collection

-----  
 Landfill Waste Receipts  
 in Tons (2000 lbs.) of Waste

For Year: 2016

Disposal Facility: 101615, COMMONWEALTH ENVIRONMENTAL SYSTEMS LANDFILL

County/State that Generated Waste	Waste Type: Municipal	Residual	Sewage Sludge	Processed Medical	Construction	WTE Ash Residue	Asbestos	Total
06 BERKS	7398.2	4270.1	217.7	0	34865.7	0	0	46751.7
09 BUCKS	0	1137.2	0	0	0	0	0	1137.2
13 CARBON	18151.8	69.8	0	0	497.1	0	0	18718.7
19 COLUMBIA	40.5	0	0	0	15.7	0	0	56.2
21 CUMBERLAND	0	0	0	0	4.3	0	0	4.3
22 DAUPHIN	0	1079	31	0	1088.7	0	0	2198.7
38 LEBANON	0	1289.1	0	0	0	0	0	1289.1
39 LEHIGH	26550.7	14.6	0	0	675.1	0	0	27240.4
40 LUZERNE	28729.8	5614.4	1978.7	285.2	1074.9	0	0	37683
46 MONTGOMERY	536.2	0	0	0	0	0	0	536.2
48 NORTHAMPTON	430	0	0	0	388	0	0	818
49 NORTHUMBERLAND	36593.2	856.8	0	0	182.5	0	1.4	37633.9
51 PHILADELPHIA	199	0	0	0	1248.5	0	0	1447.5
54 SCHUYLKILL	133005.8	21130.8	4414.4	144.2	5005.7	2.4	15.1	163718.4
CT CONNECTICUT	0	0	0	0	42.2	0	0	42.2
NJ NEW JERSEY	140107.4	5247	0	0	97672.2	0	0	243026.6
NY NEW YORK	123811.3	83.3	16126.8	0	9161.6	0	0	149183
<b>Waste Totals:</b>	<b>515553.9</b>	<b>40792.1</b>	<b>22768.6</b>	<b>429.4</b>	<b>151922.2</b>	<b>2.4</b>	<b>16.5</b>	<b>731485.1</b>



Please Use  
Recycled Paper

Phone: 717-783-9258  
 Printed: 2/24/2017

Also visit our Internet WWW Site at: <http://www.dep.state.pa.us>

DISCLAIMER: While care has been taken in the preparation of this report, there is no warranty or guarantee as to the data, calculation or content accuracy. The Commonwealth reserves the right to update or change any data or presentation format without notice or liability.

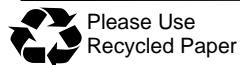
Commonwealth of Pennsylvania  
 Department of Environmental Protection  
 Bureau of Waste Management  
 Division of Reporting and Fee Collection

Landfill Waste Receipts  
 in Tons (2000 lbs.) of Waste

For Year: 2016

Disposal Facility: 101509, CONNESTOGA LANDFILL

County/State that Generated Waste	Waste Type: Municipal	Residual	Sewage Sludge	Processed Medical	Construction	WTE Ash Residue	Asbestos	Total
06 BERKS	100490.2	25394.7	447.3	15239.6	734.3	0	396	142702.1
09 BUCKS	108845.8	1070.5	0	0	263	0	49.7	110229
13 CARBON	45.3	0	0	0	0	0	0	45.3
15 CHESTER	0	8282.3	0	0	29.3	0	89.1	8400.7
22 DAUPHIN	0	44.2	0	0	0	0	0.3	44.5
23 DELAWARE	9.6	13033	483	92.6	216	4	1267.1	15105.3
35 LACKAWANNA	0	0	0	0	0	0	14.3	14.3
36 LANCASTER	0	5346.8	0	0	0	0	0	5346.8
38 LEBANON	0	2159.5	0	0	0	0	1.1	2160.6
39 LEHIGH	25253.8	3301.7	0	0	213.1	0	7.1	28775.7
40 LUZERNE	0	0	0	0	0	0	10.6	10.6
45 MONROE	0	0	0	0	0	0	2.5	2.5
46 MONTGOMERY	31895.1	50498	0	0	4655.9	0	612.1	87661.1
48 NORTHAMPTON	0	524	0	0	58.5	0	879.5	1462
51 PHILADELPHIA	40658.4	26817	0	214.2	12157.9	0	355.8	80203.3
54 SCHUYLKILL	0	2.5	0	0	0	0	0	2.5
64 WAYNE	0	0	0	0	0	0	4	4
CT CONNECTICUT	0	0	0	0	0	0	88.9	88.9
DE DELAWARE (ST)	0	1423.9	0	0	0	0	19.7	1443.6
MD MARYLAND	0	181.4	0	0	0	0	0	181.4
NJ NEW JERSEY	258925.9	22054.9	0	0	35431.4	0	9165.7	325577.9
NY NEW YORK	7673.6	12823	0	0	77.1	0	2.4	20576.1
<b>Waste Totals:</b>	<b>573797.7</b>	<b>172957.4</b>	<b>930.3</b>	<b>15546.4</b>	<b>53836.5</b>	<b>4</b>	<b>12965.9</b>	<b>830038.2</b>



Please Use  
Recycled Paper

Phone: 717-783-9258  
 Printed: 2/24/2017

Also visit our Internet WWW Site at: <http://www.dep.state.pa.us>

DISCLAIMER: While care has been taken in the preparation of this report, there is no warranty or guarantee as to the data, calculation or content accuracy. The Commonwealth reserves the right to update or change any data or presentation format without notice or liability.

Commonwealth of Pennsylvania  
 Department of Environmental Protection  
 Bureau of Waste Management  
 Division of Reporting and Fee Collection

-----  
 Landfill Waste Receipts  
 in Tons (2000 lbs.) of Waste

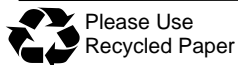
For Year: 2016

Disposal Facility: 400593, COVANTA DELAWARE VALLEY

County/State that Generated Waste	Waste Type: Municipal	Residual	Sewage Sludge	Processed Medical	Construction	WTE Ash Residue	Asbestos	Total
15 CHESTER	106.3	23.6	0	0	0	0	0	129.9
23 DELAWARE	359154.4	2011.1	0	0	0	0	0	361165.5
39 LEHIGH	103.6	1161	0	0	0	0	0	1264.6
51 PHILADELPHIA	346387.3	3164.8	0	0	0	0	0	349552.1
DE DELAWARE (ST)	57413.6	3233.4	0	0	0	0	0	60647
MD MARYLAND	36887.2	118.6	0	0	0	0	0	37005.8
NC NORTH CAROLINA	0	5772.4	0	0	0	0	0	5772.4
NJ NEW JERSEY	184904.9	4371.3	0	0	0	0	0	189276.2
NY NEW YORK	229019.1	48.6	0	0	0	0	0	229067.7
PR PUERTO RICO	0	1245.1	0	0	0	0	0	1245.1
VA VIRGINIA	2867.1	1467.9	0	0	0	0	0	4335
<b>Waste Totals:</b>	<b>1216843.5</b>	<b>22617.8</b>	<b>0</b>	<b>0</b>	<b>0</b>	<b>0</b>	<b>0</b>	<b>1239461.3</b>

Disposal Facility: 400558, COVANTA PLYMOUTH RENEWABLE ENERGY

County/State that Generated Waste	Waste Type: Municipal	Residual	Sewage Sludge	Processed Medical	Construction	WTE Ash Residue	Asbestos	Total
06 BERKS	511.1	248.4	0	0	0	0	0	759.5
09 BUCKS	37823.9	1812.6	0	0	0	0	0	39636.5
15 CHESTER	738.6	722.3	0	0	0	0	0	1460.9
23 DELAWARE	7972.3	0	0	0	0	0	0	7972.3
39 LEHIGH	5590.8	4441.8	0	0	0	0	0	10032.6
46 MONTGOMERY	274337.5	8391.7	0	0	0	0	0	282729.2
48 NORTHAMPTON	12.2	708.6	0	0	0	0	0	720.8
51 PHILADELPHIA	33868.2	106.6	0	0	0	0	0	33974.8
NJ NEW JERSEY	385.5	0	0	0	0	0	0	385.5
<b>Waste Totals:</b>	<b>361240.1</b>	<b>16432</b>	<b>0</b>	<b>0</b>	<b>0</b>	<b>0</b>	<b>0</b>	<b>377672.1</b>



Please Use  
Recycled Paper

Phone: 717-783-9258  
 Printed: 2/24/2017

Also visit our Internet WWW Site at: <http://www.dep.state.pa.us>

DISCLAIMER: While care has been taken in the preparation of this report, there is no warranty or guarantee as to the data, calculation or content accuracy. The Commonwealth reserves the right to update or change any data or presentation format without notice or liability.

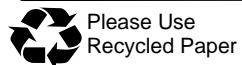
Commonwealth of Pennsylvania  
 Department of Environmental Protection  
 Bureau of Waste Management  
 Division of Reporting and Fee Collection

-----  
 Landfill Waste Receipts  
 in Tons (2000 lbs.) of Waste

For Year: 2016

Disposal Facility: 100945, CUMBERLAND COUNTY LANDFILL

County/State that Generated Waste	Waste Type: Municipal	Residual	Sewage Sludge	Processed Medical	Construction	WTE Ash Residue	Asbestos	Total
01 ADAMS	8150.4	312.1	0	0	165.5	0	28.3	8656.3
05 BEDFORD	27071.4	255.2	0	0	24.5	0	214.1	27565.2
06 BERKS	110.2	174.1	0	0	3671.8	0	0	3956.1
09 BUCKS	0	219.2	81.6	0	0	0	0	300.8
14 CENTRE	0	0	0	0	13.7	0	0	13.7
19 COLUMBIA	0	0	0	0	0	0	10	10
21 CUMBERLAND	31299.6	16341.3	1439.1	0	43725.1	0	477.8	93282.9
22 DAUPHIN	22.5	1492.6	713.6	0	1159.9	0	581.3	3969.9
28 FRANKLIN	3835.1	944.1	70.4	0	250.4	0	99.3	5199.3
31 HUNTINGDON	25191.1	1186.2	0	0	30.8	0	10.1	26418.2
34 JUNIATA	66.6	1759.8	0	0	554.4	0	0	2380.8
36 LANCASTER	0	0	409.4	0	0	0	0	409.4
38 LEBANON	0	10814.7	0	0	0	0	3.3	10818
39 LEHIGH	1362.5	0	0	0	0	0	0	1362.5
40 LUZERNE	9.6	1974.8	0	0	0	0	0	1984.4
44 MIFFLIN	0	0	0	0	11.4	0	0	11.4
46 MONTGOMERY	0	428.2	668.9	0	119.3	0	139.7	1356.1
48 NORTHAMPTON	4623.6	0	0	0	0	0	0	4623.6
50 PERRY	1719.8	0	549.8	0	2227.9	0	0	4497.5
51 PHILADELPHIA	7	81.1	0	0	0	0	4.6	92.7
54 SCHUYLKILL	0	185.1	0	0	0	0	0	185.1
55 SNYDER	0	0	0	0	17.9	0	25.9	43.8
60 UNION	0	0	0	0	0	0	3.8	3.8
67 YORK	0	18634.4	886.7	0	284.7	0	22.8	19828.6
CT CONNECTICUT	0	1951.9	0	0	0	0	0	1951.9
DE DELAWARE (ST)	0	0	9827.9	0	0	0	2527.8	12355.7
MD MARYLAND	85254.6	7484.4	11801.8	0	122.1	0	1506.6	106169.5
NJ NEW JERSEY	237378.8	29122.9	0	0	72.5	0	1024	267598.2
NY NEW YORK	80.3	1478	44357.5	0	0	0	397.9	46313.7
VA VIRGINIA	0	0	0	0	0	0	749.4	749.4



Please Use  
Recycled Paper

Phone: 717-783-9258  
 Printed: 2/24/2017

Also visit our Internet WWW Site at: <http://www.dep.state.pa.us>

DISCLAIMER: While care has been taken in the preparation of this report, there is no warranty or guarantee as to the data, calculation or content accuracy. The Commonwealth reserves the right to update or change any data or presentation format without notice or liability.

Commonwealth of Pennsylvania  
 Department of Environmental Protection  
 Bureau of Waste Management  
 Division of Reporting and Fee Collection

Landfill Waste Receipts  
 in Tons (2000 lbs.) of Waste

For Year: 2016

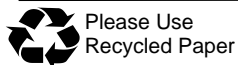
WV WEST VIRGINIA	0	0	0	0	0	0	0.3	0.3
Waste Totals:	426183.1	94840.1	70806.7	0	52451.9	0	7827	652108.8

Disposal Facility: 100345, DELAWARE COUNTY SWA ROLLING HILLS LANDFILL

County/State that Generated Waste	Waste Type: Municipal	Residual	Sewage Sludge	Processed Medical	Construction	WTE Ash Residue	Asbestos	Total
06 BERKS	52307.1	24972.5	184.5	0	4860.1	5808.1	10.6	88142.9
09 BUCKS	0	0	0	0	41014	0	0	41014
15 CHESTER	1024.7	0	0	0	124.9	0	0	1149.6
23 DELAWARE	10287.9	0	0	0	0	397954.3	0	408242.2
46 MONTGOMERY	11707.3	1937	0	0	29598.8	50003	0	93246.1
51 PHILADELPHIA	0	0	0	0	24703.5	0	0	24703.5
NJ NEW JERSEY	0	36382.6	193	0	2654.1	4726.1	0	43955.8
Waste Totals:	75327	63292.1	377.5	0	102955.4	458491.5	10.6	700454.1

Disposal Facility: 100434, EVERGREEN LANDFILL

County/State that Generated Waste	Waste Type: Municipal	Residual	Sewage Sludge	Processed Medical	Construction	WTE Ash Residue	Asbestos	Total
02 ALLEGHENY	0	0	0	0	9.2	0	0	9.2
03 ARMSTRONG	11583.6	565.5	98.1	0	700.5	0	0	12947.7
11 CAMBRIA	33.6	95.3	0	0	35.1	0	0	164
16 CLARION	0	321.3	0	0	0	0	0	321.3
17 CLEARFIELD	0	158.4	0	0	6	0	0	164.4
26 FAYETTE	13.1	0	0	0	10.1	0	0	23.2
32 INDIANA	36981.9	16571.7	2079.6	0	7784.6	0	0	63417.8
33 JEFFERSON	2018.4	19.1	818.6	0	82.7	0	0	2938.8
65 WESTMORELAND	17987.8	16427.6	1326.2	0	824.2	0	0	36565.8
WV WEST VIRGINIA	0	184.5	0	0	0	0	0	184.5
Waste Totals:	68618.4	34343.4	4322.5	0	9452.4	0	0	116736.7



Please Use  
Recycled Paper

Phone: 717-783-9258  
 Printed: 2/24/2017

Also visit our Internet WWW Site at: <http://www.dep.state.pa.us>

DISCLAIMER: While care has been taken in the preparation of this report, there is no warranty or guarantee as to the data, calculation or content accuracy. The Commonwealth reserves the right to update or change any data or presentation format without notice or liability.

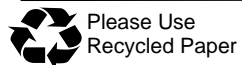
Commonwealth of Pennsylvania  
 Department of Environmental Protection  
 Bureau of Waste Management  
 Division of Reporting and Fee Collection

Landfill Waste Receipts  
 in Tons (2000 lbs.) of Waste

For Year: 2016

Disposal Facility: 101699, FAIRLESS LANDFILL

County/State that Generated Waste	Waste Type: Municipal	Residual	Sewage Sludge	Processed Medical	Construction	WTE Ash Residue	Asbestos	Total
06 BERKS	34.7	49.3	0	0	12.1	0	0	96.1
09 BUCKS	27260.3	15031.5	1604.1	74.1	1132.8	29880.5	31.5	75014.8
13 CARBON	4.9	0	0	0	0	0	0	4.9
15 CHESTER	0	7	0	0	3.7	0	0	10.7
22 DAUPHIN	0	0	0	0	4.8	0	0	4.8
23 DELAWARE	13165.9	22.3	566.8	0	28.9	0	52.6	13836.5
39 LEHIGH	778.4	0	0	0	0	0	1.6	780
40 LUZERNE	2.4	0	0	0	18.1	0	0	20.5
46 MONTGOMERY	5985.6	336.3	769	32.3	53.6	13.5	5.4	7195.7
48 NORTHAMPTON	1.9	0	0	0	0	0	86.2	88.1
51 PHILADELPHIA	108171.2	1266.8	1878.7	216.9	2173.1	0	114	113820.7
54 SCHUYLKILL	0	0	0	0	0	0	1.9	1.9
CT CONNECTICUT	0	212.6	0	0	0	0	0	212.6
DC DISRICT OF COLUMBIA	0	0	0	0	25.9	0	0	25.9
DE DELAWARE (ST)	0	821.5	0	0	72.9	0	5.3	899.7
MA MASSACHUSETTS	0	383.8	0	0	0	0	13.6	397.4
MD MARYLAND	0	0	0	0	0	0	256.5	256.5
NH NEW HAMPSHIRE	24	0	0	0	5.8	0	0	29.8
NJ NEW JERSEY	110400.7	16019.8	3903.6	0	52165.5	3574.9	524.9	186589.4
NY NEW YORK	125025.7	1564.4	0	22.6	4209.4	0	1665.7	132487.8
<b>Waste Totals:</b>	<b>390855.7</b>	<b>35715.3</b>	<b>8722.2</b>	<b>345.9</b>	<b>59906.6</b>	<b>33468.9</b>	<b>2759.2</b>	<b>531773.8</b>



Please Use  
Recycled Paper

Phone: 717-783-9258  
 Printed: 2/24/2017

Also visit our Internet WWW Site at: <http://www.dep.state.pa.us>

DISCLAIMER: While care has been taken in the preparation of this report, there is no warranty or guarantee as to the data, calculation or content accuracy. The Commonwealth reserves the right to update or change any data or presentation format without notice or liability.

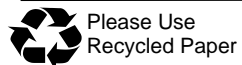
Commonwealth of Pennsylvania  
 Department of Environmental Protection  
 Bureau of Waste Management  
 Division of Reporting and Fee Collection

-----  
 Landfill Waste Receipts  
 in Tons (2000 lbs.) of Waste

For Year: 2016

Disposal Facility: 101680, G.R.O.W.S. NORTH

County/State that Generated Waste	Waste Type: Municipal	Residual	Sewage Sludge	Processed Medical	Construction	WTE Ash Residue	Asbestos	Total
02 ALLEGHENY	1	0	0	0	0	0	0	1
06 BERKS	13.6	212.9	0	0	0.3	0	0	226.8
09 BUCKS	20665.4	36345.8	8590.6	33.7	3011	1583.5	0	70230
13 CARBON	4.6	0	0	0	0	0	0	4.6
15 CHESTER	0	93.1	0	0	0	0	0	93.1
21 CUMBERLAND	47.5	0	0	0	0	0	0	47.5
23 DELAWARE	19609.9	77.9	1614	0	20.7	0	0	21322.5
38 LEBANON	0	15.2	0	0	0	0	0	15.2
39 LEHIGH	471.1	0	9.9	0	0	0	0	481
46 MONTGOMERY	6239.9	11191	4192.4	4.3	0.9	66.7	0	21695.2
48 NORTHAMPTON	1.9	0	0	0	0	0	0	1.9
49 NORTHUMBERLAND	9.1	0	0	0	0	0	0	9.1
51 PHILADELPHIA	169013.2	2890.8	9525	117.8	2980	0	0	184526.8
64 WAYNE	1.4	0	0	0	0	0	0	1.4
CT CONNECTICUT	0	273.6	0	0	0	0	0	273.6
DE DELAWARE (ST)	0	7330.5	0	0	0	0	0	7330.5
MA MASSACHUSETTS	0	11.1	0	0	0	0	0	11.1
MD MARYLAND	0	13	0	0	0	0	0	13
NH NEW HAMPSHIRE	24.6	0	0	0	21.6	0	0	46.2
NJ NEW JERSEY	231166.3	76866.2	18118.4	2727.8	129236.8	18642.6	0.4	476758.5
NY NEW YORK	350392.8	6549.2	2522.4	74.9	33792.8	14.7	0	393346.8
<b>Waste Totals:</b>	<b>797662.3</b>	<b>141870.3</b>	<b>44572.7</b>	<b>2958.5</b>	<b>169064.1</b>	<b>20307.5</b>	<b>0.4</b>	<b>1176435.8</b>



Please Use  
Recycled Paper

Phone: 717-783-9258  
 Printed: 2/24/2017

Also visit our Internet WWW Site at: <http://www.dep.state.pa.us>

DISCLAIMER: While care has been taken in the preparation of this report, there is no warranty or guarantee as to the data, calculation or content accuracy. The Commonwealth reserves the right to update or change any data or presentation format without notice or liability.



Commonwealth of Pennsylvania  
 Department of Environmental Protection  
 Bureau of Waste Management  
 Division of Reporting and Fee Collection

Landfill Waste Receipts  
 in Tons (2000 lbs.) of Waste

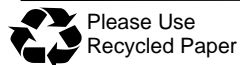
For Year: 2016

Disposal Facility: 100265, GRAND CENTRAL SANITARY LANDFILL INC

County/State that Generated Waste	Waste Type: Municipal	Residual	Sewage Sludge	Processed Medical	Construction	WTE Ash Residue	Asbestos	Total
06 BERKS	2095.2	10.6	3.5	0	0	0	0	2109.3
09 BUCKS	1283.2	68.6	0	171.8	10.6	0	0	1534.2
13 CARBON	8112.6	64.9	916.7	0	966.5	0	0	10060.7
35 LACKAWANNA	33.2	0	0	0	2.4	0	0	35.6
39 LEHIGH	103139.8	3038.3	3612.1	819.7	1131	0	37.3	111778.2
40 LUZERNE	58.1	0	0	0	9.9	0	0	68
45 MONROE	75936.1	2898.6	2246.9	4739.2	16839.3	0	0	102660.1
46 MONTGOMERY	723.2	0	25.9	782.3	453	0	0	1984.4
48 NORTHAMPTON	112006.1	10203.4	8031	94.7	7470.6	0	4.7	137810.5
52 PIKE	1429.9	6	0	0	138.2	0	0	1574.1
64 WAYNE	4.2	0	0	0	0	0	0	4.2
CT CONNECTICUT	0	0	0	0	7.4	0	0	7.4
NJ NEW JERSEY	150484.9	26404	760.2	9.4	12250.8	86559	1876.4	278344.7
NY NEW YORK	12139.1	0.2	6268.5	489.3	1980.1	0	596.1	21473.3
VA VIRGINIA	0	0	0	0	0	0	20.4	20.4
<b>Waste Totals:</b>	<b>467445.6</b>	<b>42694.6</b>	<b>21864.8</b>	<b>7106.4</b>	<b>41259.8</b>	<b>86559</b>	<b>2534.9</b>	<b>669465.1</b>

Disposal Facility: 101544, GREATER LEBANON REFUSE AUTHORITY LANDFILL

County/State that Generated Waste	Waste Type: Municipal	Residual	Sewage Sludge	Processed Medical	Construction	WTE Ash Residue	Asbestos	Total
38 LEBANON	82984.2	29702.8	2241.9	0	17884.7	0	0	132813.6
<b>Waste Totals:</b>	<b>82984.2</b>	<b>29702.8</b>	<b>2241.9</b>	<b>0</b>	<b>17884.7</b>	<b>0</b>	<b>0</b>	<b>132813.6</b>



Please Use  
Recycled Paper

Phone: 717-783-9258  
 Printed: 2/24/2017

Also visit our Internet WWW Site at: <http://www.dep.state.pa.us>

DISCLAIMER: While care has been taken in the preparation of this report, there is no warranty or guarantee as to the data, calculation or content accuracy. The Commonwealth reserves the right to update or change any data or presentation format without notice or liability.

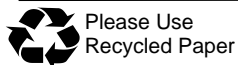
Commonwealth of Pennsylvania  
 Department of Environmental Protection  
 Bureau of Waste Management  
 Division of Reporting and Fee Collection

Landfill Waste Receipts  
 in Tons (2000 lbs.) of Waste

For Year: 2016

Disposal Facility: 100281, GREENRIDGE RECLAMATION LANDFILL

County/State that Generated Waste	Waste Type: Municipal	Residual	Sewage Sludge	Processed Medical	Construction	WTE Ash Residue	Asbestos	Total
02 ALLEGHENY	70421.7	10419.3	5365	0	1605	0	24.1	87835.1
03 ARMSTRONG	1.1	62	0	0	2.3	0	0	65.4
04 BEAVER	0	0	0	0	0	0	0	0
06 BERKS	0	0	0	0	0	0	0	0
10 BUTLER	2.5	0	447.4	0	5.5	0	0	455.4
11 CAMBRIA	0	0	0	0	15.9	0	0	15.9
26 FAYETTE	3045.8	308.6	410	0	1180.5	0	0	4944.9
30 GREENE	0	0	0	0	0	0	0	0
32 INDIANA	8.5	53.1	0	0	26.5	0	3.8	91.9
56 SOMERSET	1745	0	0	0	236.9	0	0	1981.9
63 WASHINGTON	2308.7	540.7	1985.3	0	288.5	0	0	5123.2
65 WESTMORELAND	61744.9	42842.2	13996.4	0	12614.7	0	17.9	131216.1
WV WEST VIRGINIA	41	20982.2	0	2115.4	12.1	0	17.8	23168.5
<b>Waste Totals:</b>	<b>139319.2</b>	<b>75208.1</b>	<b>22204.1</b>	<b>2115.4</b>	<b>15987.9</b>	<b>0</b>	<b>63.6</b>	<b>254898.3</b>



Please Use  
Recycled Paper

Phone: 717-783-9258  
 Printed: 2/24/2017

Also visit our Internet WWW Site at: <http://www.dep.state.pa.us>

DISCLAIMER: While care has been taken in the preparation of this report, there is no warranty or guarantee as to the data, calculation or content accuracy. The Commonwealth reserves the right to update or change any data or presentation format without notice or liability.

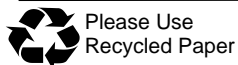
Commonwealth of Pennsylvania  
 Department of Environmental Protection  
 Bureau of Waste Management  
 Division of Reporting and Fee Collection

-----  
 Landfill Waste Receipts  
 in Tons (2000 lbs.) of Waste

For Year: 2016

Disposal Facility: 100934, IESI PA BLUE RIDGE LANDFILL CORP

County/State that Generated Waste	Waste Type: Municipal	Residual	Sewage Sludge	Processed Medical	Construction	WTE Ash Residue	Asbestos	Total
01 ADAMS	23481.7	1734.6	0	0	8287.5	0	18.3	33522.1
21 CUMBERLAND	15758.8	351.6	1153.5	0	4801.8	0	0	22065.7
22 DAUPHIN	0	1444.7	15.2	0	556.4	0	239.8	2256.1
23 DELAWARE	0	2348.4	2.4	0	0	0	0	2350.8
28 FRANKLIN	73009.5	15991.9	8059.2	0	14399.6	0	5.5	111465.7
29 FULTON	60.1	0	0	0	61.8	0	0	121.9
46 MONTGOMERY	4.6	0	0	0	47.4	0	0	52
50 PERRY	109	0	0	0	3.9	0	0	112.9
67 YORK	0	53.5	0	0	1067.9	0	0	1121.4
DC DISRICT OF COLUMBIA	90137.5	1268.4	0	0	0	0	0	91405.9
DE DELAWARE (ST)	0	3433.9	0	0	0	0	0	3433.9
MD MARYLAND	298756.1	17582.3	580.6	0	2572	0	0	319491
NJ NEW JERSEY	0	0	0	0	229.6	0	0	229.6
NY NEW YORK	113724.2	4437.4	549.9	0	157.7	0	0	118869.2
VA VIRGINIA	0	0	0	0	896.3	0	0	896.3
WV WEST VIRGINIA	12184.8	0	0	0	306.7	0	1.2	12492.7
<b>Waste Totals:</b>	<b>627226.3</b>	<b>48646.7</b>	<b>10360.8</b>	<b>0</b>	<b>33388.6</b>	<b>0</b>	<b>264.8</b>	<b>719887.2</b>



Please Use  
Recycled Paper

Phone: 717-783-9258  
 Printed: 2/24/2017

Also visit our Internet WWW Site at: <http://www.dep.state.pa.us>

DISCLAIMER: While care has been taken in the preparation of this report, there is no warranty or guarantee as to the data, calculation or content accuracy. The Commonwealth reserves the right to update or change any data or presentation format without notice or liability.

Commonwealth of Pennsylvania  
 Department of Environmental Protection  
 Bureau of Waste Management  
 Division of Reporting and Fee Collection

Landfill Waste Receipts  
 in Tons (2000 lbs.) of Waste

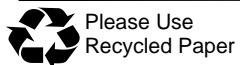
For Year: 2016

Disposal Facility: 100620, IMPERIAL LANDFILL

County/State that Generated Waste	Waste Type: Municipal	Residual	Sewage Sludge	Processed Medical	Construction	WTE Ash Residue	Asbestos	Total
02 ALLEGHENY	303704.9	51877.3	21521.2	0	22543.2	6431.6	4962	411040.2
04 BEAVER	9738.6	3807.1	5474.2	0	596.9	0	124.7	19741.5
07 BLAIR	0	0	0	0	0	0	1.5	1.5
10 BUTLER	4183.5	1839.8	75.3	0	192.3	0	5	6295.9
16 CLARION	0	0	0	0	0	0	12.8	12.8
26 FAYETTE	106.7	672.2	0	0	0	0	0	778.9
30 GREENE	0	4229.2	0	0	2	0	0	4231.2
32 INDIANA	0	124.5	0	0	0	0	0.2	124.7
33 JEFFERSON	42.3	0	0	0	3.8	0	0	46.1
37 LAWRENCE	0	16.8	0	0	0	0	126.2	143
42 MCKEAN	1.5	0	0	0	0	0	0	1.5
61 VENANGO	0	0	0	0	0	0	6.6	6.6
63 WASHINGTON	24775.7	55507.3	2609.2	0	3444.4	0	31.5	86368.1
65 WESTMORELAND	70.9	1193.8	0	0	0	0	4.5	1269.2
CT CONNECTICUT	0	74.7	2.3	0	0	0	65.7	142.7
DC DISRICT OF COLUMBIA	3.8	0	0	0	0	0	0	3.8
MD MARYLAND	0	54.8	0	0	0	0	27.5	82.3
NY NEW YORK	0	1337.1	0	0	0	0	7.9	1345
OH OHIO	31.5	10540.6	232.8	0	0	0	88.8	10893.7
WV WEST VIRGINIA	10191.3	448.4	305.3	0	60.8	0	183.9	11189.7
<b>Waste Totals:</b>	<b>352850.7</b>	<b>131723.6</b>	<b>30220.3</b>	<b>0</b>	<b>26843.4</b>	<b>6431.6</b>	<b>5648.8</b>	<b>553718.4</b>

Disposal Facility: 101439, JOSEPH J BRUNNER INC LANDFILL

County/State that Generated Waste	Waste Type: Municipal	Residual	Sewage Sludge	Processed Medical	Construction	WTE Ash Residue	Asbestos	Total
02 ALLEGHENY	18065.5	29.8	870.8	0	0	0	0	18966.1
04 BEAVER	23036.7	6932.5	6594.1	0	0	0	6.8	36570.1
10 BUTLER	4178.3	173.9	2898	0	0	0	2.6	7252.8
37 LAWRENCE	112	18.1	103.7	0	0	0	0	233.8
<b>Waste Totals:</b>	<b>45392.5</b>	<b>7154.3</b>	<b>10466.6</b>	<b>0</b>	<b>0</b>	<b>0</b>	<b>9.4</b>	<b>63022.8</b>



Please Use  
Recycled Paper

Phone: 717-783-9258  
 Printed: 2/24/2017

Also visit our Internet WWW Site at: <http://www.dep.state.pa.us>

DISCLAIMER: While care has been taken in the preparation of this report, there is no warranty or guarantee as to the data, calculation or content accuracy. The Commonwealth reserves the right to update or change any data or presentation format without notice or liability.

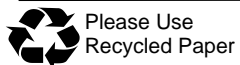
Commonwealth of Pennsylvania  
 Department of Environmental Protection  
 Bureau of Waste Management  
 Division of Reporting and Fee Collection

-----  
 Landfill Waste Receipts  
 in Tons (2000 lbs.) of Waste

For Year: 2016

Disposal Facility: 100663, KELLY RUN SANITATION INC LANDFILL

County/State that Generated Waste	Waste Type: Municipal	Residual	Sewage Sludge	Processed Medical	Construction	WTE Ash Residue	Asbestos	Total
02 ALLEGHENY	46260.3	21823.6	244.5	0	9852.6	0	0	78181
03 ARMSTRONG	0	26.4	0	0	0	0	0	26.4
07 BLAIR	0	3776.5	0	0	0	0	0	3776.5
10 BUTLER	0	3	0	0	1.3	0	0	4.3
26 FAYETTE	3240.2	350.2	1082.2	0	431.4	0	0	5104
30 GREENE	361.8	5181.9	0	0	7.1	0	0	5550.8
63 WASHINGTON	5892.4	21943.3	61.1	0	784.3	0	0	28681.1
65 WESTMORELAND	6548.8	10008.7	0	0	400.7	0	0	16958.2
OH OHIO	0	2.3	0	0	0	0	0	2.3
WV WEST VIRGINIA	6.9	746.1	0	0	0	0	0	753
<b>Waste Totals:</b>	<b>62310.4</b>	<b>63862</b>	<b>1387.8</b>	<b>0</b>	<b>11477.4</b>	<b>0</b>	<b>0</b>	<b>139037.6</b>



Please Use  
Recycled Paper

Phone: 717-783-9258  
 Printed: 2/24/2017

Also visit our Internet WWW Site at: <http://www.dep.state.pa.us>

DISCLAIMER: While care has been taken in the preparation of this report, there is no warranty or guarantee as to the data, calculation or content accuracy. The Commonwealth reserves the right to update or change any data or presentation format without notice or liability.

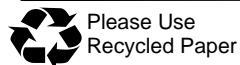
Commonwealth of Pennsylvania  
 Department of Environmental Protection  
 Bureau of Waste Management  
 Division of Reporting and Fee Collection

Landfill Waste Receipts  
 in Tons (2000 lbs.) of Waste

For Year: 2016

Disposal Facility: 101247, KEYSTONE SANITARY LANDFILL

County/State that Generated Waste	Waste Type: Municipal	Residual	Sewage Sludge	Processed Medical	Construction	WTE Ash Residue	Asbestos	Total
08 BRADFORD	25.6	95.8	0	0	0	0	0	121.4
13 CARBON	1183.5	4.9	0	0	0	0	0	1188.4
15 CHESTER	0	4	0	0	0	0	0	4
19 COLUMBIA	22.7	12.1	0	0	0	0	0	34.8
35 LACKAWANNA	175758.3	22783.4	19852.4	0	22746.3	0	194.5	241334.9
39 LEHIGH	1595.5	57.3	0	0	0	0	0	1652.8
40 LUZERNE	71386.5	10703.1	10126.2	0	9566.1	0	369.6	102151.5
45 MONROE	15043.9	811.6	2088.2	0	252.6	0	74.9	18271.2
46 MONTGOMERY	1011.6	0	0	0	0	0	0	1011.6
48 NORTHAMPTON	15.3	18.2	785.9	0	0	0	0	819.4
52 PIKE	21443.5	245.2	294.1	0	783.4	0	0	22766.2
54 SCHUYLKILL	216.5	0	0	0	0	0	0	216.5
57 SULLIVAN	0	0	0	0	52	0	0	52
58 SUSQUEHANNA	14835.3	91766.2	8.7	0	3928.7	0	5.2	110544.1
64 WAYNE	968.2	5.5	1367.4	0	1850.6	0	0	4191.7
66 WYOMING	4156.4	1384.2	289.5	0	724.3	0	0	6554.4
CT CONNECTICUT	4778.4	0	0	0	0	0	0	4778.4
NJ NEW JERSEY	412191.5	3867	0	0	24316.3	0	0	440374.8
NY NEW YORK	819070	9141.9	0	0	376.1	0	0	828588
<b>Waste Totals:</b>	<b>1543702.7</b>	<b>140900.4</b>	<b>34812.4</b>	<b>0</b>	<b>64596.4</b>	<b>0</b>	<b>644.2</b>	<b>1784656.1</b>



Please Use  
Recycled Paper

Phone: 717-783-9258  
 Printed: 2/24/2017

Also visit our Internet WWW Site at: <http://www.dep.state.pa.us>

DISCLAIMER: While care has been taken in the preparation of this report, there is no warranty or guarantee as to the data, calculation or content accuracy. The Commonwealth reserves the right to update or change any data or presentation format without notice or liability.

Commonwealth of Pennsylvania  
 Department of Environmental Protection  
 Bureau of Waste Management  
 Division of Reporting and Fee Collection

-----  
 Landfill Waste Receipts  
 in Tons (2000 lbs.) of Waste

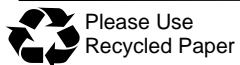
For Year: 2016

Disposal Facility: 100329, LAKE VIEW LANDFILL

County/State that Generated Waste	Waste Type: Municipal	Residual	Sewage Sludge	Processed Medical	Construction	WTE Ash Residue	Asbestos	Total
02 ALLEGHENY	0	0.7	0	0	0	0	0	0.7
20 CRAWFORD	8375.9	4783.9	206.9	0	1074.2	0	37.2	14478.1
25 ERIE	153994	60740.7	11503.4	0	25902.9	2977.2	1100.6	256218.8
42 MCKEAN	0	0	0	0	0	0	0.1	0.1
43 MERCER	26491.2	7.3	0	0	35	0	5.4	26538.9
61 VENANGO	0	658.5	0	0	0	0	4.2	662.7
62 WARREN	4.8	90	0	0	77.1	0	0	171.9
NY NEW YORK	32.8	5.5	0	0	2.3	0	0	40.6
WV WEST VIRGINIA	0	110.3	0	0	0	0	0	110.3
<b>Waste Totals:</b>	<b>188898.7</b>	<b>66396.9</b>	<b>11710.3</b>	<b>0</b>	<b>27091.5</b>	<b>2977.2</b>	<b>1147.5</b>	<b>298222.1</b>

Disposal Facility: 101534, LAUREL HIGHLANDS LANDFILL INC

County/State that Generated Waste	Waste Type: Municipal	Residual	Sewage Sludge	Processed Medical	Construction	WTE Ash Residue	Asbestos	Total
03 ARMSTRONG	0	0	0	0	15.4	0	0	15.4
05 BEDFORD	4.2	17.4	0	0	9.7	0	0	31.3
07 BLAIR	20297.6	24865.6	9924.9	0	3115.4	0	0	58203.5
10 BUTLER	0	0	0	0	6.1	0	0	6.1
11 CAMBRIA	34608.3	1528.6	4308.2	0	5274.1	0	0	45719.2
14 CENTRE	0	306.5	0	0	0	0	0	306.5
17 CLEARFIELD	0.3	3.2	245.4	0	11.3	0	0	260.2
30 GREENE	4	0	0	0	0	0	0	4
31 HUNTINGDON	0	830.4	0	0	0	0	0	830.4
32 INDIANA	1104.4	855	0	0	394.5	0	0	2353.9
33 JEFFERSON	88.3	0	0	0	194.8	0	0	283.1
34 JUNIATA	53.1	0	0	0	0	0	0	53.1
56 SOMERSET	115.1	0	0	0	13	0	0	128.1
65 WESTMORELAND	549.1	704.3	0	0	12.4	0	0	1265.8
WV WEST VIRGINIA	0	27.1	0	0	0	0	0	27.1
<b>Waste Totals:</b>	<b>56824.4</b>	<b>29138.1</b>	<b>14478.5</b>	<b>0</b>	<b>9046.7</b>	<b>0</b>	<b>0</b>	<b>109487.7</b>



Please Use  
Recycled Paper

Phone: 717-783-9258  
 Printed: 2/24/2017

Also visit our Internet WWW Site at: <http://www.dep.state.pa.us>

DISCLAIMER: While care has been taken in the preparation of this report, there is no warranty or guarantee as to the data, calculation or content accuracy. The Commonwealth reserves the right to update or change any data or presentation format without notice or liability.

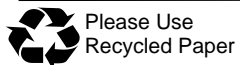
Commonwealth of Pennsylvania  
 Department of Environmental Protection  
 Bureau of Waste Management  
 Division of Reporting and Fee Collection

-----  
 Landfill Waste Receipts  
 in Tons (2000 lbs.) of Waste

For Year: 2016

Disposal Facility: 100758, LCSWMA - Susq. Resource Mgmt Complex

County/State that Generated Waste	Waste Type: Municipal	Residual	Sewage Sludge	Processed Medical	Construction	WTE Ash Residue	Asbestos	Total
01 ADAMS	0.7	0	0	0	0	0	0	0.7
02 ALLEGHENY	0	244	0	0	0	0	0	244
04 BEAVER	0	6.9	0	0	0	0	0	6.9
06 BERKS	21507.1	0	0	0	9.1	0	0	21516.2
10 BUTLER	0	538.6	0	0	0	0	0	538.6
18 CLINTON	0.4	538.5	0	0	0	0	0	538.9
19 COLUMBIA	815.5	47.9	0	0	0	0	0	863.4
20 CRAWFORD	0	62.7	0	0	0	0	0	62.7
21 CUMBERLAND	31999.1	386.2	0	0	3849.2	0	0	36234.5
22 DAUPHIN	170822.2	5535.7	0	0	15403.3	0	0	191761.2
26 FAYETTE	0	11.6	0	0	0	0	0	11.6
28 FRANKLIN	131.3	644	0	0	0	0	0	775.3
34 JUNIATA	0.5	0	0	0	3.5	0	0	4
36 LANCASTER	2610.9	0	0	0	0.8	0	0	2611.7
38 LEBANON	0	0	0	0	1.4	0	0	1.4
40 LUZERNE	0	479	0	0	0	0	0	479
41 LYCOMING	0	55.8	0	0	0	0	0	55.8
49 NORTHUMBERLAND	133.2	0	0	0	0	0	0	133.2
50 PERRY	2028.4	188.1	0	0	76.8	0	0	2293.3
51 PHILADELPHIA	1187	0	0	0	0	0	0	1187
54 SCHUYLKILL	862	153.5	0	0	0	0	0	1015.5
58 SUSQUEHANNA	1.3	0	0	0	0.3	0	0	1.6
65 WESTMORELAND	0	101.8	0	0	0	0	0	101.8
67 YORK	0	0	0	0	169.3	0	0	169.3
MD MARYLAND	0	126.8	0	0	0	0	0	126.8
NJ NEW JERSEY	52095.2	0	0	0	23.7	0	0	52118.9
<b>Waste Totals:</b>	<b>284194.8</b>	<b>9121.1</b>	<b>0</b>	<b>0</b>	<b>19537.4</b>	<b>0</b>	<b>0</b>	<b>312853.3</b>





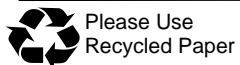
Commonwealth of Pennsylvania  
 Department of Environmental Protection  
 Bureau of Waste Management  
 Division of Reporting and Fee Collection

-----  
 Landfill Waste Receipts  
 in Tons (2000 lbs.) of Waste

For Year: 2016

Disposal Facility: 101389, LCSWMA FREY FARM LANDFILL

County/State that Generated Waste	Waste Type: Municipal	Residual	Sewage Sludge	Processed Medical	Construction	WTE Ash Residue	Asbestos	Total
06 BERKS	0	9.8	0	0	0	0	0	9.8
15 CHESTER	0	0	0	0	11.3	0	0	11.3
21 CUMBERLAND	0	50.6	0	0	1.2	0	0	51.8
22 DAUPHIN	0.9	69.6	0	0	15945.5	85780.3	0	101796.3
36 LANCASTER	21456.5	80239.2	21465.9	589.9	95483.4	88440.2	52.2	307727.3
38 LEBANON	0	1500.3	0	0	0	0	0	1500.3
67 YORK	9.8	6258.5	0	0	292.8	0	0	6561.1
DE DELAWARE (ST)	0	121.2	0	0	0	0	0	121.2
<b>Waste Totals:</b>	<b>21467.2</b>	<b>88249.2</b>	<b>21465.9</b>	<b>589.9</b>	<b>111734.2</b>	<b>174220.5</b>	<b>52.2</b>	<b>417779.1</b>



Please Use  
Recycled Paper

Phone: 717-783-9258  
 Printed: 2/24/2017

Also visit our Internet WWW Site at: <http://www.dep.state.pa.us>

DISCLAIMER: While care has been taken in the preparation of this report, there is no warranty or guarantee as to the data, calculation or content accuracy. The Commonwealth reserves the right to update or change any data or presentation format without notice or liability.

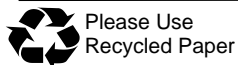
Commonwealth of Pennsylvania  
 Department of Environmental Protection  
 Bureau of Waste Management  
 Division of Reporting and Fee Collection

-----  
 Landfill Waste Receipts  
 in Tons (2000 lbs.) of Waste

For Year: 2016

Disposal Facility: 400592, LCSWMA RESOURCE RECOVERY FACILITY

County/State that Generated Waste	Waste Type: Municipal	Residual	Sewage Sludge	Processed Medical	Construction	WTE Ash Residue	Asbestos	Total
06 BERKS	7895.6	689.4	0	0	0	0	0	8585
07 BLAIR	0	44.8	0	0	0	0	0	44.8
09 BUCKS	0	2174.4	0	0	0	0	0	2174.4
11 CAMBRIA	0	54.5	0	0	0	0	0	54.5
13 CARBON	0	54	0	0	0	0	0	54
14 CENTRE	0	200.2	0	0	0	0	0	200.2
15 CHESTER	0	220.7	0	0	0	0	0	220.7
18 CLINTON	0	0.9	0	0	0	0	0	0.9
19 COLUMBIA	219	0	0	0	0	0	0	219
21 CUMBERLAND	17.8	115.3	0	0	0	0	0	133.1
22 DAUPHIN	1496.9	2152.7	0	0	0	0	0	3649.6
23 DELAWARE	0	22.2	0	0	0	0	0	22.2
36 LANCASTER	299833.1	42856.5	5513.7	0	374.3	0	0	348577.6
38 LEBANON	3.6	2364.6	0	0	0	0	0	2368.2
39 LEHIGH	3048.6	2302	0	0	0	0	0	5350.6
40 LUZERNE	0	8.9	0	0	0	0	0	8.9
45 MONROE	0	759.4	0	0	0	0	0	759.4
46 MONTGOMERY	0	1096.4	0	0	0	0	0	1096.4
47 MONTOUR	0	18.3	0	0	0	0	0	18.3
48 NORTHAMPTON	0	252.7	0	0	0	0	0	252.7
49 NORTHUMBERLAND	0	128.6	0	0	0	0	0	128.6
51 PHILADELPHIA	1243.2	101.9	0	0	0	0	0	1345.1
54 SCHUYLKILL	0	31.1	0	0	0	0	0	31.1
65 WESTMORELAND	0	5	0	0	0	0	0	5
66 WYOMING	0	3243.7	0	0	0	0	0	3243.7
67 YORK	0	202.2	0	0	0	0	0	202.2
CA CALIFORNIA	0.9	1	0	0	0	0	0	1.9
CN CANADA	0	50	0	0	0	0	0	50
DE DELAWARE (ST)	0	596.4	0	0	0	0	0	596.4
FL FLORIDA	0	47.1	0	0	0	0	0	47.1



Please Use  
Recycled Paper

Phone: 717-783-9258  
 Printed: 2/24/2017

Also visit our Internet WWW Site at: <http://www.dep.state.pa.us>


DISCLAIMER: While care has been taken in the preparation of this report, there is no warranty or guarantee as to the data, calculation or content accuracy. The Commonwealth reserves the right to update or change any data or presentation format without notice or liability.

Commonwealth of Pennsylvania  
 Department of Environmental Protection  
 Bureau of Waste Management  
 Division of Reporting and Fee Collection

-----  
 Landfill Waste Receipts  
 in Tons (2000 lbs.) of Waste

For Year: 2016

IA IOWA	0	5	0	0	0	0	0	5
IL ILLINOIS	22.5	235.8	0	0	0	0	0	258.3
IN INDIANA	0	44.1	0	0	0	0	0	44.1
LA LOUISIANA	0	148.3	0	0	0	0	0	148.3
MD MARYLAND	623.9	238.6	0	0	0	0	0	862.5
MI MICHIGAN	0	6.2	0	0	0	0	0	6.2
NC NORTH CAROLINA	0	3525.7	0	0	0	0	0	3525.7
NJ NEW JERSEY	10471.3	1245.1	0	0	0	0	0	11716.4
NY NEW YORK	5021.8	217.7	0	0	0	0	0	5239.5
OH OHIO	0	24.3	0	0	0	0	0	24.3
TN TENNESSEE	0	23.4	0	0	0	0	0	23.4
WI WISCONSIN	0	5.3	0	0	0	0	0	5.3
<b>Waste Totals:</b>	<b>329898.2</b>	<b>65514.4</b>	<b>5513.7</b>	<b>0</b>	<b>374.3</b>	<b>0</b>	<b>0</b>	<b>401300.6</b>



Please Use  
Recycled Paper

Phone: 717-783-9258  
 Printed: 2/24/2017

Also visit our Internet WWW Site at: <http://www.dep.state.pa.us>

DISCLAIMER: While care has been taken in the preparation of this report, there is no warranty or guarantee as to the data, calculation or content accuracy. The Commonwealth reserves the right to update or change any data or presentation format without notice or liability.

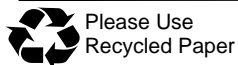
Commonwealth of Pennsylvania  
 Department of Environmental Protection  
 Bureau of Waste Management  
 Division of Reporting and Fee Collection

-----  
 Landfill Waste Receipts  
 in Tons (2000 lbs.) of Waste

For Year: 2016

Disposal Facility: 100963, LYCOMING COUNTY RESOURCE MANAGEMENT SERVICES LAND

County/State that Generated Waste	Waste Type: Municipal	Residual	Sewage Sludge	Processed Medical	Construction	WTE Ash Residue	Asbestos	Total
03 ARMSTRONG	4	0	0	0	0	0	0	4
05 BEDFORD	0	0.1	0	0	0	0	0	0.1
06 BERKS	0	56	0	0	0	0	3.1	59.1
08 BRADFORD	0	0	0	0	0	0	3.8	3.8
13 CARBON	0	161	0	0	0	0	0	161
14 CENTRE	0	25.5	0	0	0	0	0	25.5
17 CLEARFIELD	0	3	0	0	0	0	0	3
18 CLINTON	79.8	58.5	0	0	0	0	0	138.3
19 COLUMBIA	43643.4	13243.1	6775.5	0	7655.7	0	33.8	71351.5
21 CUMBERLAND	40.6	0.5	0	0	0	0	0	41.1
22 DAUPHIN	0	23.6	0	0	0	0	0	23.6
24 ELK	0	0.2	0	0	0	0	0	0.2
28 FRANKLIN	0	1.7	0	0	0	0	0	1.7
34 JUNIATA	0.9	308	0	0	8.1	0	0	317
35 LACKAWANNA	0	12.9	0	0	12.3	0	20.2	45.4
36 LANCASTER	0	52.7	0	0	0	0	0	52.7
38 LEBANON	0.6	9.5	0	0	0	0	0	10.1
40 LUZERNE	3.8	18.6	0	0	22.2	0	77.8	122.4
41 LYCOMING	54052.7	12946	8297.5	0	2711.8	0	21.8	78029.8
44 MIFFLIN	0	32	0	0	2.1	0	205.1	239.2
45 MONROE	0	0	0	0	0	0	8	8
46 MONTGOMERY	0	0	0	0	0	0	25.2	25.2
47 MONTOUR	8918.7	2049.7	11.1	510.3	2848.9	2.3	52.5	14393.5
48 NORTHAMPTON	1.2	0	0	0	0	0	0.4	1.6
49 NORTHUMBERLAND	22080.3	11427.8	6341.1	0	2339.9	6.5	81.6	42277.2
50 PERRY	0	0.7	0	0	0	0	0	0.7
54 SCHUYLKILL	32.9	27.2	0	0	0	0	94.4	154.5
55 SNYDER	12206.5	3607.2	1253.5	0	663.3	24.3	29.7	17784.5
57 SULLIVAN	71	0	0	0	0	0	0	71
58 SUSQUEHANNA	0	1.3	0	0	0	0	0	1.3



Commonwealth of Pennsylvania  
 Department of Environmental Protection  
 Bureau of Waste Management  
 Division of Reporting and Fee Collection

-----  
 Landfill Waste Receipts  
 in Tons (2000 lbs.) of Waste

For Year: 2016

59 TIOGA	29.3	1.1	0	0	0	0	0	30.4
60 UNION	21764.4	8204.4	3931.2	0	2021.2	0	239.7	36160.9
67 YORK	0	20.1	0	0	0	0	0	20.1
MD MARYLAND	0	0.3	0	0	0	0	0	0.3
NJ NEW JERSEY	0	2066.6	0	0	25.1	0	488.8	2580.5
NY NEW YORK	11.6	13.2	0	0	0	0	0	24.8
WV WEST VIRGINIA	0	0.3	0	0	0	0	0	0.3
Waste Totals:	162941.7	54372.8	26609.9	510.3	18310.6	33.1	1385.9	264164.3



Please Use  
Recycled Paper

Phone: 717-783-9258  
 Printed: 2/24/2017

Also visit our Internet WWW Site at: <http://www.dep.state.pa.us>

DISCLAIMER: While care has been taken in the preparation of this report, there is no warranty or guarantee as to the data, calculation or content accuracy. The Commonwealth reserves the right to update or change any data or presentation format without notice or liability.

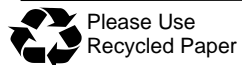
Commonwealth of Pennsylvania  
 Department of Environmental Protection  
 Bureau of Waste Management  
 Division of Reporting and Fee Collection

Landfill Waste Receipts  
 in Tons (2000 lbs.) of Waste

For Year: 2016

Disposal Facility: 100113, MODERN LANDFILL

County/State that Generated Waste	Waste Type: Municipal	Residual	Sewage Sludge	Processed Medical	Construction	WTE Ash Residue	Asbestos	Total
01 ADAMS	566.3	3655	481	0	328.5	0	1.2	5032
06 BERKS	0	972.9	0	0	0	0	0	972.9
09 BUCKS	0	132.6	0	0	0	0	0	132.6
13 CARBON	0	129.5	0	0	0	0	0	129.5
15 CHESTER	0	21.5	0	0	0	0	0	21.5
21 CUMBERLAND	37209.2	2692.4	447.3	0	8491.7	0	39.5	48880.1
22 DAUPHIN	0	15206.1	209.9	1683.5	8568.3	0	135.7	25803.5
23 DELAWARE	0	148.3	0	0	0	0	0	148.3
28 FRANKLIN	0	5	0	0	0	0	0	5
36 LANCASTER	0	53543.9	415.3	0	0	0	3	53962.2
38 LEBANON	0	11553	0	0	0	0	1	11554
39 LEHIGH	0	349.9	0	0	0	0	139.4	489.3
40 LUZERNE	0	13.4	0	0	0	0	2.6	16
41 LYCOMING	0	237.1	0	0	0	0	0	237.1
46 MONTGOMERY	48223.5	0	320.9	0	39109.8	0	126.6	87780.8
50 PERRY	11.6	107.9	0	0	5.4	0	363.9	488.8
51 PHILADELPHIA	200093.4	349.7	0	0	22.7	0	0	200465.8
54 SCHUYLKILL	0	206	0	0	0	0	0	206
67 YORK	761.9	177945.9	2487.2	0	32569.1	143279.7	263.5	357307.3
CT CONNECTICUT	0	5267.5	42.5	0	0	0	620.1	5930.1
DC DISRICT OF COLUMBIA	0	5.2	0	0	0	0	12.9	18.1
DE DELAWARE (ST)	0	12676.3	2751.3	0	0	0	442.2	15869.8
MD MARYLAND	0	49717.7	2350.1	22532.1	781.3	0	631.8	76013
NC NORTH CAROLINA	0	0	0	0	0	0	0.2	0.2
NJ NEW JERSEY	17264.3	295.3	6991.7	0	0	0	7.1	24558.4
NY NEW YORK	0	0	0	0	0	0	7.6	7.6
VA VIRGINIA	0	414.7	0	0	0	0	2.9	417.6
WV WEST VIRGINIA	0	65.5	0	0	0	0	0	65.5
<b>Waste Totals:</b>	<b>304130.2</b>	<b>335712.3</b>	<b>16497.2</b>	<b>24215.6</b>	<b>89876.8</b>	<b>143279.7</b>	<b>2801.2</b>	<b>916513</b>



Please Use  
Recycled Paper

Phone: 717-783-9258  
 Printed: 2/24/2017

Also visit our Internet WWW Site at: <http://www.dep.state.pa.us>

DISCLAIMER: While care has been taken in the preparation of this report, there is no warranty or guarantee as to the data, calculation or content accuracy. The Commonwealth reserves the right to update or change any data or presentation format without notice or liability.

Commonwealth of Pennsylvania  
 Department of Environmental Protection  
 Bureau of Waste Management  
 Division of Reporting and Fee Collection

-----  
 Landfill Waste Receipts  
 in Tons (2000 lbs.) of Waste

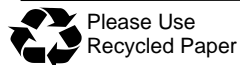
For Year: 2016

Disposal Facility: 100594, MONROEVILLE LANDFILL

County/State that Generated Waste	Waste Type: Municipal	Residual	Sewage Sludge	Processed Medical	Construction	WTE Ash Residue	Asbestos	Total
02 ALLEGHENY	258143.8	85775.3	6459.3	2809.8	42136.1	7416.8	0	402741.1
03 ARMSTRONG	543	0	0	0	48.9	0	0	591.9
10 BUTLER	812.3	262.7	0	0	88.6	0	0	1163.6
30 GREENE	0	4.7	0	0	0	0	0	4.7
65 WESTMORELAND	7629.5	2072.1	0	0	2807.1	0	0	12508.7
OH OHIO	0	1612.8	0	0	0	0	0	1612.8
WV WEST VIRGINIA	0	791.5	0	0	0	0	0	791.5
<b>Waste Totals:</b>	<b>267128.6</b>	<b>90519.1</b>	<b>6459.3</b>	<b>2809.8</b>	<b>45080.7</b>	<b>7416.8</b>	<b>0</b>	<b>419414.3</b>

Disposal Facility: 101571, MOSTOLLER LANDFILL INC

County/State that Generated Waste	Waste Type: Municipal	Residual	Sewage Sludge	Processed Medical	Construction	WTE Ash Residue	Asbestos	Total
02 ALLEGHENY	0	0	0	0	2	0	0	2
05 BEDFORD	580.5	358.9	155.3	0	69.2	0	0	1163.9
07 BLAIR	5425.7	630.1	190.2	0	2660.9	0	12	8918.9
11 CAMBRIA	30953.8	1069.2	732.2	0	1645	64.4	75.6	34540.2
22 DAUPHIN	0	0	467.1	0	0	0	0	467.1
30 GREENE	0	1132.9	0	0	0	0	0	1132.9
31 HUNTINGDON	121.2	71.2	0	0	128.2	0	0	320.6
32 INDIANA	0	0	0	0	994.9	0	11.2	1006.1
54 SCHUYLKILL	9	0	0	0	0	0	0	9
56 SOMERSET	27407.7	4055.8	1449.8	0	4393.3	0	65.8	37372.4
63 WASHINGTON	0	13.8	0	0	0	0	0	13.8
65 WESTMORELAND	15622.4	27508.1	0	0	390.7	0	0	43521.2
KY KENTUCKY	0	323	0	0	0	0	0	323
MD MARYLAND	29825.2	0	26.1	0	10.8	0	0	29862.1
WV WEST VIRGINIA	0	2465.7	1.4	0	0	0	0	2467.1
<b>Waste Totals:</b>	<b>109945.5</b>	<b>37628.7</b>	<b>3022.1</b>	<b>0</b>	<b>10295</b>	<b>64.4</b>	<b>164.6</b>	<b>161120.3</b>



Please Use  
Recycled Paper

Phone: 717-783-9258  
 Printed: 2/24/2017

Also visit our Internet WWW Site at: <http://www.dep.state.pa.us>

DISCLAIMER: While care has been taken in the preparation of this report, there is no warranty or guarantee as to the data, calculation or content accuracy. The Commonwealth reserves the right to update or change any data or presentation format without notice or liability.

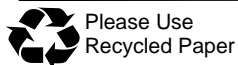
Commonwealth of Pennsylvania  
 Department of Environmental Protection  
 Bureau of Waste Management  
 Division of Reporting and Fee Collection

-----  
 Landfill Waste Receipts  
 in Tons (2000 lbs.) of Waste

For Year: 2016

Disposal Facility: 101100, MOUNTAIN VIEW RECLAMATION LANDFILL

County/State that Generated Waste	Waste Type: Municipal	Residual	Sewage Sludge	Processed Medical	Construction	WTE Ash Residue	Asbestos	Total
01 ADAMS	8237.4	4102.7	56.3	0	848.5	0	5.8	13250.7
05 BEDFORD	0	9	0	0	0	0	0	9
21 CUMBERLAND	18240.4	1066.8	41.6	0	3274.6	0	0	22623.4
22 DAUPHIN	0	15000.9	183.2	0.9	5900.2	0	0	21085.2
28 FRANKLIN	19279.6	5980	1377.4	0	4464.5	0	45.5	31147
29 FULTON	1663.5	627	0	0	350	0	0	2640.5
49 NORTHUMBERLAND	10712.5	0	0	0	18.7	0	0	10731.2
50 PERRY	1481.8	0	0	0	278	0	0	1759.8
54 SCHUYLKILL	0	0	0	0	0	0	0	0
67 YORK	21	136.3	0	0	1020.1	0	0	1177.4
MD MARYLAND	98977.4	28515.9	652.6	0	4698.3	0	5.2	132849.4
VA VIRGINIA	17	0	0	0	0	0	2.9	19.9
WV WEST VIRGINIA	27788.2	1217.8	0	0	907.6	0	5	29918.6
<b>Waste Totals:</b>	<b>186418.8</b>	<b>56656.4</b>	<b>2311.1</b>	<b>0.9</b>	<b>21760.5</b>	<b>0</b>	<b>64.4</b>	<b>267212.1</b>



Please Use  
Recycled Paper

Phone: 717-783-9258  
 Printed: 2/24/2017

Also visit our Internet WWW Site at: <http://www.dep.state.pa.us>

DISCLAIMER: While care has been taken in the preparation of this report, there is no warranty or guarantee as to the data, calculation or content accuracy. The Commonwealth reserves the right to update or change any data or presentation format without notice or liability.



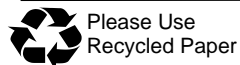
Commonwealth of Pennsylvania  
 Department of Environmental Protection  
 Bureau of Waste Management  
 Division of Reporting and Fee Collection

-----  
 Landfill Waste Receipts  
 in Tons (2000 lbs.) of Waste

For Year: 2016

Disposal Facility: 100585, NORTHWEST SANITARY LANDFILL

County/State that Generated Waste	Waste Type: Municipal	Residual	Sewage Sludge	Processed Medical	Construction	WTE Ash Residue	Asbestos	Total
02 ALLEGHENY	3216.1	85.5	0	0	182	0	2.7	3486.3
03 ARMSTRONG	6009.1	10112	0	0	89.1	0	0	16210.2
04 BEAVER	89.6	7.6	0	0	5.1	0	0	102.3
10 BUTLER	24772.4	34873.4	40.3	0	4649.6	0	173.1	64508.8
16 CLARION	1253.4	1712.3	126.7	0	70.1	0	0	3162.5
20 CRAWFORD	338.8	180.2	0	0	8.8	0	0	527.8
25 ERIE	0	29.3	0	0	0	0	0	29.3
30 GREENE	0	95.9	0	0	0	0	0	95.9
32 INDIANA	0	10.5	0	0	0	0	0	10.5
33 JEFFERSON	0	14.6	0	0	0	0	0	14.6
37 LAWRENCE	11050.3	174.3	0	0	153.8	0	18	11396.4
43 MERCER	944.2	4445.2	149.3	0	568.3	0	5.6	6112.6
61 VENANGO	3411.1	4605.2	0	0	104.6	0	0.8	8121.7
62 WARREN	0	1	0	0	0	0	0	1
65 WESTMORELAND	0	10.8	0	0	0	0	0	10.8
OH OHIO	0	248.3	0	0	0	0	0	248.3
WV WEST VIRGINIA	0	256.1	0	0	0	0	0	256.1
<b>Waste Totals:</b>	<b>51085</b>	<b>56862.2</b>	<b>316.3</b>	<b>0</b>	<b>5831.4</b>	<b>0</b>	<b>200.2</b>	<b>114295.1</b>



Please Use  
Recycled Paper

Phone: 717-783-9258  
 Printed: 2/24/2017

Also visit our Internet WWW Site at: <http://www.dep.state.pa.us>

DISCLAIMER: While care has been taken in the preparation of this report, there is no warranty or guarantee as to the data, calculation or content accuracy. The Commonwealth reserves the right to update or change any data or presentation format without notice or liability.

Commonwealth of Pennsylvania  
 Department of Environmental Protection  
 Bureau of Waste Management  
 Division of Reporting and Fee Collection

Landfill Waste Receipts  
 in Tons (2000 lbs.) of Waste

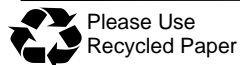
For Year: 2016

Disposal Facility: 100346, PIONEER CROSSING LANDFILL

County/State that Generated Waste	Waste Type: Municipal	Residual	Sewage Sludge	Processed Medical	Construction	WTE Ash Residue	Asbestos	Total
06 BERKS	45536.2	29663.1	2705.6	232	1487.9	48.6	0	79673.4
09 BUCKS	1410.8	128.6	514.8	371.9	4.1	0	0	2430.2
13 CARBON	0	0	0	191.9	0	0	0	191.9
15 CHESTER	1860.6	1598.2	1501.1	0	405.7	0	0	5365.6
22 DAUPHIN	17.2	0	0	0	0	0	0	17.2
23 DELAWARE	0	5.9	40.7	1575.5	536.7	0	29	2187.8
36 LANCASTER	1727	0	0	0	11	0	0	1738
39 LEHIGH	7951.6	9098.4	0	306.6	158.7	0	0	17515.3
46 MONTGOMERY	113468.9	2722.1	5620.3	1.5	719.4	203.4	0	122735.6
48 NORTHAMPTON	68	4449.2	0	4097.6	21	0	0	8635.8
51 PHILADELPHIA	143.4	189.3	0	2189.9	0	0	0	2522.6
54 SCHUYLKILL	217.3	209.3	0	0	0	0	0.4	427
NJ NEW JERSEY	3312.6	684.8	8069.4	0	0	0	0	12066.8
NY NEW YORK	1888	1438.4	10137.1	0	0	0	0	13463.5
OH OHIO	0	130.3	0	0	0	0	0	130.3
RI RHODE ISLAND	0	0	0	606.5	0	0	0	606.5
<b>Waste Totals:</b>	<b>177601.6</b>	<b>50317.6</b>	<b>28589</b>	<b>9573.4</b>	<b>3344.5</b>	<b>252</b>	<b>29.4</b>	<b>269707.5</b>

Disposal Facility: 101069, S.E.C.C.R.A. LANDFILL

County/State that Generated Waste	Waste Type: Municipal	Residual	Sewage Sludge	Processed Medical	Construction	WTE Ash Residue	Asbestos	Total
15 CHESTER	73651	3084.9	2069.3	0	28760.1	0	0	107565.3
<b>Waste Totals:</b>	<b>73651</b>	<b>3084.9</b>	<b>2069.3</b>	<b>0</b>	<b>28760.1</b>	<b>0</b>	<b>0</b>	<b>107565.3</b>



Please Use  
Recycled Paper

Phone: 717-783-9258  
 Printed: 2/24/2017

Also visit our Internet WWW Site at: <http://www.dep.state.pa.us>

DISCLAIMER: While care has been taken in the preparation of this report, there is no warranty or guarantee as to the data, calculation or content accuracy. The Commonwealth reserves the right to update or change any data or presentation format without notice or liability.

Commonwealth of Pennsylvania  
 Department of Environmental Protection  
 Bureau of Waste Management  
 Division of Reporting and Fee Collection

-----  
 Landfill Waste Receipts  
 in Tons (2000 lbs.) of Waste

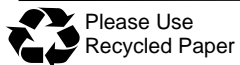
For Year: 2016

Disposal Facility: 101538, SANDY RUN LANDFILL INC.

County/State that Generated Waste	Waste Type: Municipal	Residual	Sewage Sludge	Processed Medical	Construction	WTE Ash Residue	Asbestos	Total
05 BEDFORD	8894	1929	252.8	0	196.7	0	0	11272.5
07 BLAIR	3135.4	1159.7	73.4	0	264.8	0	0	4633.3
11 CAMBRIA	9.6	0	0	0	0	0	0	9.6
18 CLINTON	0.3	0	0	0	0	0	0	0.3
28 FRANKLIN	0.2	0	0	0	3.2	0	0	3.4
29 FULTON	1614	0	0	0	31.4	0	0	1645.4
31 HUNTINGDON	4255.9	3645.6	334.1	0	3.1	0	0	8238.7
MD MARYLAND	796.3	0	0	0	0.3	0	0	796.6
<b>Waste Totals:</b>	<b>18705.7</b>	<b>6734.3</b>	<b>660.3</b>	<b>0</b>	<b>499.5</b>	<b>0</b>	<b>0</b>	<b>26599.8</b>

Disposal Facility: 100403, SENECA LANDFILL INC

County/State that Generated Waste	Waste Type: Municipal	Residual	Sewage Sludge	Processed Medical	Construction	WTE Ash Residue	Asbestos	Total
02 ALLEGHENY	51075.4	47752.2	1846.5	0	7625.6	0	0	108299.7
03 ARMSTRONG	3981.3	738.8	843.5	0	238.7	0	0	5802.3
04 BEAVER	78793.5	1011.8	936.3	0	128.9	0	0	80870.5
10 BUTLER	87482.3	23593.6	5215.7	0	9384.4	0	0	125676
16 CLARION	0	42.3	86	0	0	0	0	128.3
20 CRAWFORD	205.1	70.7	4071.6	0	0	0	0	4347.4
21 CUMBERLAND	5.1	0	0	0	0	0	0	5.1
25 ERIE	0	0	81	0	0	0	0	81
27 FOREST	0	0	343.1	0	0	0	0	343.1
32 INDIANA	0	451.9	0	0	0	0	0	451.9
37 LAWRENCE	730	11350.3	0	0	272.6	0	0	12352.9
43 MERCER	117685.2	4648.1	388.8	0	167.7	0	0	122889.8
61 VENANGO	56.1	1396.4	1484.1	0	2213.7	0	0	5150.3
63 WASHINGTON	17.9	20.1	0	0	1	0	0	39
65 WESTMORELAND	3710.5	523.8	4309	0	214.5	0	0	8757.8
<b>Waste Totals:</b>	<b>343742.4</b>	<b>91600</b>	<b>19605.6</b>	<b>0</b>	<b>20247.1</b>	<b>0</b>	<b>0</b>	<b>475195.1</b>



Please Use  
Recycled Paper

Phone: 717-783-9258  
 Printed: 2/24/2017

Also visit our Internet WWW Site at: <http://www.dep.state.pa.us>

DISCLAIMER: While care has been taken in the preparation of this report, there is no warranty or guarantee as to the data, calculation or content accuracy. The Commonwealth reserves the right to update or change any data or presentation format without notice or liability.

Commonwealth of Pennsylvania  
 Department of Environmental Protection  
 Bureau of Waste Management  
 Division of Reporting and Fee Collection

-----  
 Landfill Waste Receipts  
 in Tons (2000 lbs.) of Waste

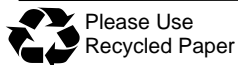
For Year: 2016

Disposal Facility: 100592, SOUTH HILLS LANDFILL INC

County/State that Generated Waste	Waste Type: Municipal	Residual	Sewage Sludge	Processed Medical	Construction	WTE Ash Residue	Asbestos	Total
02 ALLEGHENY	31515.5	23915.7	1120.9	0	27392.2	0	0	83944.3
07 BLAIR	0	1706.9	0	0	0	0	0	1706.9
26 FAYETTE	100.7	128	0	0	199.2	0	0	427.9
30 GREENE	0	777.1	0	0	0	0	0	777.1
63 WASHINGTON	9970.3	3458.8	0	0	4100	0	9.6	17538.7
65 WESTMORELAND	7.6	0	0	0	50.5	0	0	58.1
OH OHIO	0	506.4	0	0	0	0	0	506.4
WV WEST VIRGINIA	0	1116.1	0	0	201.5	6153.9	0	7471.5
<b>Waste Totals:</b>	<b>41594.1</b>	<b>31609</b>	<b>1120.9</b>	<b>0</b>	<b>31943.4</b>	<b>6153.9</b>	<b>9.6</b>	<b>112430.9</b>

Disposal Facility: 100081, SOUTHERN ALLEGHENIES LANDFILL INC

County/State that Generated Waste	Waste Type: Municipal	Residual	Sewage Sludge	Processed Medical	Construction	WTE Ash Residue	Asbestos	Total
03 ARMSTRONG	0	0	0	0	0	0	30.9	30.9
05 BEDFORD	79.9	287.6	0	0	19	12.9	101	500.4
07 BLAIR	46.1	1156.7	0	0	0	0	54.5	1257.3
10 BUTLER	9.6	0	0	0	0	0	0	9.6
11 CAMBRIA	24504.8	7226.9	152.6	0	4214.9	0	148.3	36247.5
14 CENTRE	1.2	4.2	0	0	0	0	0	5.4
31 HUNTINGDON	0.9	0	0	0	0	0	0	0.9
32 INDIANA	13.9	0	0	0	1.3	0	0	15.2
40 LUZERNE	0	0	0	0	0	0	315.7	315.7
44 MIFFLIN	0	0	0	0	0	0	4.6	4.6
56 SOMERSET	17566.5	822.2	1822.3	0	1007	0	0	21218
65 WESTMORELAND	115.1	23.9	0	0	28.3	0	65.5	232.8
MD MARYLAND	0	1.2	0	0	0	0	0	1.2
NY NEW YORK	12.7	0	0	0	0	0	426.5	439.2
<b>Waste Totals:</b>	<b>42350.7</b>	<b>9522.7</b>	<b>1974.9</b>	<b>0</b>	<b>5270.5</b>	<b>12.9</b>	<b>1147</b>	<b>60278.7</b>



Please Use  
Recycled Paper

Phone: 717-783-9258  
 Printed: 2/24/2017

Also visit our Internet WWW Site at: <http://www.dep.state.pa.us>

DISCLAIMER: While care has been taken in the preparation of this report, there is no warranty or guarantee as to the data, calculation or content accuracy. The Commonwealth reserves the right to update or change any data or presentation format without notice or liability.

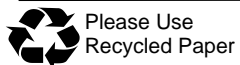
Commonwealth of Pennsylvania  
 Department of Environmental Protection  
 Bureau of Waste Management  
 Division of Reporting and Fee Collection

-----  
 Landfill Waste Receipts  
 in Tons (2000 lbs.) of Waste

For Year: 2016

Disposal Facility: 100277, TERVITA SANITARY LANDFILL

County/State that Generated Waste	Waste Type: Municipal	Residual	Sewage Sludge	Processed Medical	Construction	WTE Ash Residue	Asbestos	Total
02 ALLEGHENY	34887.3	78.7	6032.9	0	10538.8	0	280.1	51817.8
03 ARMSTRONG	0	87.8	0	0	0	0	0	87.8
04 BEAVER	0	0	0	0	2.9	0	0	2.9
26 FAYETTE	15528.1	3301.3	637.4	0	3830.3	0	0.1	23297.2
30 GREENE	1216.1	8261.9	0	0	489.9	0	0	9967.9
32 INDIANA	0	10.7	0	0	0	0	0	10.7
56 SOMERSET	0	10	0	0	0	0	0	10
63 WASHINGTON	32066.9	7534.3	296.8	0	9614.5	0	134.4	49646.9
65 WESTMORELAND	23218.5	1302	1408.1	0	9506.9	0	24.4	35459.9
MA MASSACHUSETTS	0	0	0	0	77.2	0	0	77.2
OH OHIO	0	176.9	0	0	0	0	0	176.9
WV WEST VIRGINIA	361.9	4231.1	0	0	75.8	0	0	4668.8
Waste Totals:	107278.8	24994.7	8375.2	0	34136.3	0	439	175224



Please Use  
Recycled Paper

Phone: 717-783-9258  
 Printed: 2/24/2017

Also visit our Internet WWW Site at: <http://www.dep.state.pa.us>

DISCLAIMER: While care has been taken in the preparation of this report, there is no warranty or guarantee as to the data, calculation or content accuracy. The Commonwealth reserves the right to update or change any data or presentation format without notice or liability.

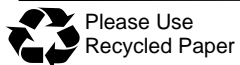
Commonwealth of Pennsylvania  
 Department of Environmental Protection  
 Bureau of Waste Management  
 Division of Reporting and Fee Collection

-----  
 Landfill Waste Receipts  
 in Tons (2000 lbs.) of Waste

For Year: 2016

Disposal Facility: 101494, TULLYTOWN RESOURCE RECOVERY FACILITY

County/State that Generated Waste	Waste Type: Municipal	Residual	Sewage Sludge	Processed Medical	Construction	WTE Ash Residue	Asbestos	Total
02 ALLEGHENY	1.4	0	0	0	17.3	0	0	18.7
06 BERKS	77	0	0	0	0	15.6	3.9	96.5
09 BUCKS	44009.2	47961.1	0	500.1	4747	101182.3	56	198455.7
13 CARBON	57.7	0	0	0	0	0	0	57.7
15 CHESTER	0	24.4	0	0	65.9	0	0	90.3
19 COLUMBIA	0	0	0	0	0	0	1	1
21 CUMBERLAND	9.6	0	0	0	0	0	2.7	12.3
22 DAUPHIN	0	0	0	0	104.3	0	0	104.3
23 DELAWARE	18797.2	114.4	0	0	110.6	0	17.5	19039.7
35 LACKAWANNA	4.7	0	0	0	0	14.3	0	19
36 LANCASTER	0	0	0	0	0	0	2.9	2.9
39 LEHIGH	2278.8	0.6	0	0	0	0	3.6	2283
40 LUZERNE	1	0	0	0	0	0	0	1
45 MONROE	1.2	0	0	0	0	0	16.1	17.3
46 MONTGOMERY	15717.8	13467	0	237	184.3	7.4	18.1	29631.6
48 NORTHAMPTON	7.2	0	0	0	0	0	13.9	21.1
49 NORTHUMBERLAND	0.1	0	0	0	0	0	0	0.1
51 PHILADELPHIA	157398.1	10480.6	19.7	3381.5	4267.4	0	396.5	175943.8
54 SCHUYLKILL	0	0	0	0	0	0	2.1	2.1
CT CONNECTICUT	0	1269.8	0	0	0	0	0	1269.8
DC DISRICT OF COLUMBIA	0	0	0	0	4.6	0	5.5	10.1
DE DELAWARE (ST)	0	322.9	0	0	927.2	0	206.9	1457
MA MASSACHUSETTS	0	292.8	0	0	75.4	0	0	368.2
MD MARYLAND	0	1.3	0	0	9.7	0	53	64
NH NEW HAMPSHIRE	0	0	0	0	17.3	0	0	17.3
NJ NEW JERSEY	405994.8	175490.5	0	0	330818.8	62.2	4774.9	917141.2
NY NEW YORK	354503.7	14447.2	0	90.4	19036.6	0	1595	389672.9
RI RHODE ISLAND	0	37.8	0	0	0	0	0	37.8
<b>Waste Totals:</b>	<b>998859.5</b>	<b>263910.4</b>	<b>19.7</b>	<b>4209</b>	<b>360386.4</b>	<b>101281.8</b>	<b>7169.6</b>	<b>1735836.4</b>



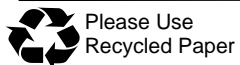
Commonwealth of Pennsylvania  
 Department of Environmental Protection  
 Bureau of Waste Management  
 Division of Reporting and Fee Collection

-----  
 Landfill Waste Receipts  
 in Tons (2000 lbs.) of Waste

For Year: 2016

Disposal Facility: 100280, VALLEY LANDFILL

County/State that Generated Waste	Waste Type: Municipal	Residual	Sewage Sludge	Processed Medical	Construction	WTE Ash Residue	Asbestos	Total
02 ALLEGHENY	23289.3	58142.2	1198	0	10265.7	2828.3	442.6	96166.1
03 ARMSTRONG	6649.4	261.3	0	0	494.4	0	0	7405.1
10 BUTLER	240.7	0	0	0	49	0	0.9	290.6
17 CLEARFIELD	0	2.6	0	0	4.8	0	55.8	63.2
26 FAYETTE	436.6	63.8	0	0	42	0	0	542.4
32 INDIANA	3	135.4	0	0	76.6	2492.9	8.5	2716.4
63 WASHINGTON	0	0	0	0	0	0	7.2	7.2
65 WESTMORELAND	93367.3	8982.5	1382	1081.7	19076.7	0	98.7	123988.9
OH OHIO	0	1310.5	0	0	0	0	0	1310.5
WV WEST VIRGINIA	0	691	0	0	0	0	0	691
<b>Waste Totals:</b>	<b>123986.3</b>	<b>69589.3</b>	<b>2580</b>	<b>1081.7</b>	<b>30009.2</b>	<b>5321.2</b>	<b>613.7</b>	<b>233181.4</b>



Please Use  
Recycled Paper

Phone: 717-783-9258  
 Printed: 2/24/2017

Also visit our Internet WWW Site at: <http://www.dep.state.pa.us>

DISCLAIMER: While care has been taken in the preparation of this report, there is no warranty or guarantee as to the data, calculation or content accuracy. The Commonwealth reserves the right to update or change any data or presentation format without notice or liability.

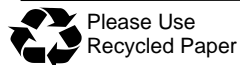
Commonwealth of Pennsylvania  
 Department of Environmental Protection  
 Bureau of Waste Management  
 Division of Reporting and Fee Collection

Landfill Waste Receipts  
 in Tons (2000 lbs.) of Waste

For Year: 2016

Disposal Facility: 100739, WESTERN BERKS COMMUNITY LANDFILL

County/State that Generated Waste	Waste Type: Municipal	Residual	Sewage Sludge	Processed Medical	Construction	WTE Ash Residue	Asbestos	Total
06 BERKS	49806.9	25998	11852.3	843.8	6367.6	0	128.9	94997.5
09 BUCKS	4.8	0	0	0	731.7	0	139.6	876.1
13 CARBON	0	0	201.9	0	1.5	0	14.5	217.9
15 CHESTER	0	111.3	0	0	1733.6	0	186.7	2031.6
19 COLUMBIA	0	0	0	0	0	0	45.1	45.1
23 DELAWARE	0	65.5	0	0	10.8	0	3545.5	3621.8
25 ERIE	0	21.8	0	0	0	0	0	21.8
36 LANCASTER	0	39.6	0	0	2	0	12.7	54.3
38 LEBANON	37	19.8	0	0	0	0	0	56.8
39 LEHIGH	32372.5	79.6	0	0	0	0	5.8	32457.9
45 MONROE	3.7	0	0	0	0	0	6.8	10.5
46 MONTGOMERY	11581.3	216.8	8446.5	0	1842.5	0	10759.1	32846.2
48 NORTHAMPTON	28247.5	0	16.2	0	4	0	29.8	28297.5
49 NORTHUMBERLAND	17.3	0	11.7	0	0	0	0	29
51 PHILADELPHIA	0	153.6	0	0	14.5	0	1196.5	1364.6
54 SCHUYLKILL	0	0	0	0	15.4	0	0.2	15.6
MD MARYLAND	0	0	11.2	0	0	0	0	11.2
NJ NEW JERSEY	0	14454.2	0	0	0	0	666	15120.2
NY NEW YORK	0	32.9	0	0	0	0	0	32.9
<b>Waste Totals:</b>	<b>122071</b>	<b>41193.1</b>	<b>20539.8</b>	<b>843.8</b>	<b>10723.6</b>	<b>0</b>	<b>16737.2</b>	<b>212108.5</b>



Please Use  
Recycled Paper

Phone: 717-783-9258  
 Printed: 2/24/2017

Also visit our Internet WWW Site at: <http://www.dep.state.pa.us>

DISCLAIMER: While care has been taken in the preparation of this report, there is no warranty or guarantee as to the data, calculation or content accuracy. The Commonwealth reserves the right to update or change any data or presentation format without notice or liability.



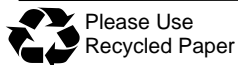
Commonwealth of Pennsylvania  
 Department of Environmental Protection  
 Bureau of Waste Management  
 Division of Reporting and Fee Collection

-----  
 Landfill Waste Receipts  
 in Tons (2000 lbs.) of Waste

For Year: 2016

Disposal Facility: 400633, WHEELABRATOR FALLS INC

County/State that Generated Waste	Waste Type: Municipal	Residual	Sewage Sludge	Processed Medical	Construction	WTE Ash Residue	Asbestos	Total
06 BERKS	3.8	305.1	0	0	0	0	0	308.9
09 BUCKS	157268.8	425.6	0	0	12822.1	0	0	170516.5
13 CARBON	0	448.6	0	0	0	0	0	448.6
15 CHESTER	0	17.3	0	0	0	0	0	17.3
22 DAUPHIN	0	108.1	0	0	0	0	0	108.1
23 DELAWARE	0	279.9	0	0	0	0	0	279.9
38 LEBANON	0	1928.8	0	0	0	0	0	1928.8
39 LEHIGH	0	367.4	0	0	0	0	0	367.4
40 LUZERNE	0	585.2	0	0	0	0	0	585.2
46 MONTGOMERY	5003.6	575.6	0	0	0	0	0	5579.2
51 PHILADELPHIA	149953.9	51.4	0	0	4.9	0	0	150010.2
67 YORK	0	56.5	0	0	0	0	0	56.5
CT CONNECTICUT	0	9.4	0	0	0	0	0	9.4
DE DELAWARE (ST)	0	688.9	0	0	0	0	0	688.9
MA MASSACHUSETTS	0	102.5	0	0	0	0	0	102.5
MN MINNESOTA	0	23.5	0	0	0	0	0	23.5
NJ NEW JERSEY	182367.1	5937.5	0	0	2097.6	0	0	190402.2
NY NEW YORK	1299.6	369.2	0	0	0	0	0	1668.8
<b>Waste Totals:</b>	<b>495896.8</b>	<b>12280.5</b>	<b>0</b>	<b>0</b>	<b>14924.6</b>	<b>0</b>	<b>0</b>	<b>523101.9</b>



Please Use  
Recycled Paper

Phone: 717-783-9258  
 Printed: 2/24/2017

Also visit our Internet WWW Site at: <http://www.dep.state.pa.us>

DISCLAIMER: While care has been taken in the preparation of this report, there is no warranty or guarantee as to the data, calculation or content accuracy. The Commonwealth reserves the right to update or change any data or presentation format without notice or liability.

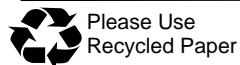
Commonwealth of Pennsylvania  
 Department of Environmental Protection  
 Bureau of Waste Management  
 Division of Reporting and Fee Collection

-----  
 Landfill Waste Receipts  
 in Tons (2000 lbs.) of Waste

For Year: 2016

Disposal Facility: 400561, YORK COUNTY RESOURCE RECOVERY CENTER

County/State that Generated Waste	Waste Type: Municipal	Residual	Sewage Sludge	Processed Medical	Construction	WTE Ash Residue	Asbestos	Total
01 ADAMS	11739.9	874.4	0	0	632.2	0	0	13246.5
06 BERKS	2861.6	0.8	0	0	0	0	0	2862.4
21 CUMBERLAND	25353.8	2291.5	0	0	114.8	0	0	27760.1
22 DAUPHIN	5065.8	3.3	0	0	0	0	0	5069.1
28 FRANKLIN	32.4	0	0	0	0	0	0	32.4
38 LEBANON	17.5	769.6	0	0	0	0	0	787.1
39 LEHIGH	1.1	0	0	0	0	0	0	1.1
44 MIFFLIN	0	433.4	0	0	0	0	0	433.4
50 PERRY	0.1	0	0	0	0	0	0	0.1
51 PHILADELPHIA	21973.9	0	0	0	0	0	0	21973.9
67 YORK	305260.2	18838.5	0	0	13606.7	0	0	337705.4
DE DELAWARE (ST)	43.1	0	0	0	0	0	0	43.1
MD MARYLAND	22889.2	0	0	0	0	0	0	22889.2
NC NORTH CAROLINA	0	44.1	0	0	0	0	0	44.1
NJ NEW JERSEY	2.4	0	0	0	0	0	0	2.4
NY NEW YORK	68.5	0	0	0	0	0	0	68.5
<b>Waste Totals:</b>	<b>395309.5</b>	<b>23255.6</b>	<b>0</b>	<b>0</b>	<b>14353.7</b>	<b>0</b>	<b>0</b>	<b>432918.8</b>



Please Use  
Recycled Paper

Phone: 717-783-9258  
 Printed: 2/24/2017

Also visit our Internet WWW Site at: <http://www.dep.state.pa.us>

DISCLAIMER: While care has been taken in the preparation of this report, there is no warranty or guarantee as to the data, calculation or content accuracy. The Commonwealth reserves the right to update or change any data or presentation format without notice or liability.