

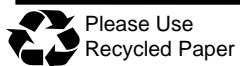
Commonwealth of Pennsylvania
 Department of Environmental Protection
 Bureau of Waste Management
 Division of Reporting and Fee Collection

 Landfill Waste Receipts
 in Tons (2000 lbs.) of Waste

For Year: Quarter:
 2016 / 4

Disposal Facility: 100419, ADVANCED DISPOSAL SERVICES CHESTNUT VALLEY LANDFILL INC

County/State that Generated Waste	Waste Type:	Municipal	Residual	Sewage Sludge	Processed Medical	Construction	WTE Ash Residue	Asbestos	Total
02 ALLEGHENY		73.1	0	0	0	26.8	0	0.2	100.1
26 FAYETTE		14389.6	1365.6	1148.6	2.5	3461.6	0	6.1	20374
30 GREENE		2689.5	16825.7	283.3	0	1435.4	0	0	21233.9
32 INDIANA		0	0	0	0	5.4	0	0	5.4
56 SOMERSET		150.2	0	0	0	0	0	0	150.2
63 WASHINGTON		1195.2	8445.5	42.3	0	28.2	0	0	9711.2
65 WESTMORELAND		964.1	1058	0	0	7.2	0	0	2029.3
MD MARYLAND		0	7.2	0	0	0	0	0	7.2
WV WEST VIRGINIA		789	4084.7	0	0	307.7	0	5.1	5186.5
Waste Totals:		20250.7	31786.7	1474.2	2.5	5272.3	0	11.4	58797.8



Please Use
Recycled Paper

Phone: 717-783-9258
 Printed: 2/24/2017

Also visit our Internet WWW Site at: <http://www.dep.state.pa.us>

DISCLAIMER: While care has been taken in the preparation of this report, there is no warranty or guarantee as to the data, calculation or content accuracy. The Commonwealth reserves the right to update or change any data or presentation format without notice or liability.

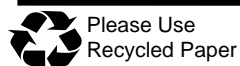
Commonwealth of Pennsylvania
 Department of Environmental Protection
 Bureau of Waste Management
 Division of Reporting and Fee Collection

 Landfill Waste Receipts
 in Tons (2000 lbs.) of Waste

For Year: Quarter:
 2016 / 4

Disposal Facility: 101397, ADVANCED DISPOSAL SERVICES GREENTREE LANDFILL LLC.

County/State that Generated Waste	Waste Type:	Municipal	Residual	Sewage Sludge	Processed Medical	Construction	WTE Ash Residue	Asbestos	Total
03 ARMSTRONG		0	1134.3	0	0	0	0	0	1134.3
07 BLAIR		17669	3197.2	311.5	0	23.5	0	0	21201.2
09 BUCKS		0	0	0	0	2467.9	0	0	2467.9
10 BUTLER		0	0	0	0	1.7	0	0	1.7
11 CAMBRIA		0	0	0	0	0	0	11	11
12 CAMERON		709.1	269.6	77.7	0	50.5	0	0	1106.9
14 CENTRE		25428.8	213.7	198.4	0	1.2	0	1.4	25843.5
16 CLARION		9116.2	8598.5	13	0	36.7	0	0	17764.4
17 CLEARFIELD		11292.2	2486.1	436	0	2354.7	0	0	16569
18 CLINTON		0	58.7	0	0	0	0	0	58.7
20 CRAWFORD		0	222.6	285.4	0	0	32.2	0	540.2
24 ELK		2402.4	3713.4	1123.8	0	681.9	0	0	7921.5
25 ERIE		0	29.6	0	0	0	0	0	29.6
27 FOREST		0	18.2	7.8	0	0	0	0	26
31 HUNTINGDON		0	0	37.2	0	0	9.1	0	46.3
32 INDIANA		0	0	0	0	0.1	0	0	0.1
33 JEFFERSON		4953	1437.8	240.8	0	328.3	0	0	6959.9
41 LYCOMING		0	11.6	0	0	0	0	0	11.6
42 MCKEAN		14.2	405	0	0	2.8	0	3.4	425.4
43 MERCER		0	1.3	0	0	0	0	0	1.3
44 MIFFLIN		0	16.3	0	0	0	0	0	16.3
48 NORTHAMPTON		2376.1	0	0	0	0	0	0	2376.1
53 POTTER		3.7	257.9	0	0	0	0	0	261.6
59 TIOGA		0	35.6	0	0	0	0	0	35.6
61 VENANGO		0	113.9	130.2	0	0	0	0.1	244.2
62 WARREN		7460.2	1210.9	227.8	0	23.8	0	1.5	8924.2
65 WESTMORELAND		0	3.4	0	0	0	0	0	3.4
CT CONNECTICUT		0	314.4	0	0	0	0	0	314.4
NJ NEW JERSEY		13315.5	2009.8	2270.5	0	0	0	13.6	17609.4
NY NEW YORK		7287.7	132.7	34091.7	0	0	0	15.9	41528
Waste Totals:		102028.1	25892.5	39451.8	0	5973.1	41.3	46.9	173433.7



Commonwealth of Pennsylvania
 Department of Environmental Protection
 Bureau of Waste Management
 Division of Reporting and Fee Collection

 Landfill Waste Receipts
 in Tons (2000 lbs.) of Waste

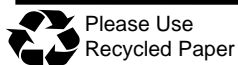
For Year: Quarter:
 2016 / 4

Disposal Facility: 100933, ALLIANCE SANITARY LANDFILL INC

County/State that Generated Waste	Waste Type:	Municipal	Residual	Sewage Sludge	Processed Medical	Construction	WTE Ash Residue	Asbestos	Total
08 BRADFORD		0	744	0	0	1.4	0	0	745.4
13 CARBON		14.5	0	0	0	0	0	0	14.5
19 COLUMBIA		19.4	0	0	0	4.6	0	0	24
35 LACKAWANNA		9648.3	1148.5	33.3	192.5	3584.1	0	75.1	14681.8
39 LEHIGH		0	363	0	0	0.2	0	0	363.2
40 LUZERNE		18857.8	1451	4416.3	0	1359.6	0	1015.8	27100.5
45 MONROE		6204.2	335.1	0	0	455.2	0	9.9	7004.4
48 NORTHAMPTON		0	1896.6	0	0	0	0	0	1896.6
52 PIKE		2145.7	0	0	0	0	0	0	2145.7
54 SCHUYLKILL		0	15.8	0	0	0	0	0	15.8
58 SUSQUEHANNA		1034.8	725.1	75.6	0	54.1	0	0	1889.6
64 WAYNE		3699.6	56.2	0	0	53.7	0	0.8	3810.3
66 WYOMING		1213.2	0	0	0	85.9	0	0	1299.1
CT CONNECTICUT		0	0	0	0	113.4	0	20	133.4
MD MARYLAND		0	0	0	0	0	0	10.9	10.9
NJ NEW JERSEY		0	23.3	0	0	0	0	79.2	102.5
NY NEW YORK		626.5	31.6	0	0	0	0	36.5	694.6
Waste Totals:		43464	6790.2	4525.2	192.5	5712.2	0	1248.2	61932.3

Disposal Facility: 100172, ARDEN LANDFILL INC.

County/State that Generated Waste	Waste Type:	Municipal	Residual	Sewage Sludge	Processed Medical	Construction	WTE Ash Residue	Asbestos	Total
02 ALLEGHENY		16472.9	1906.4	0	0	1376.8	0	0	19756.1
04 BEAVER		17989.2	967.3	90.1	0	139.7	0	0	19186.3
10 BUTLER		40.2	8.8	0	0	13.3	0	0	62.3
26 FAYETTE		355.4	19.9	0	0	3.7	0	0	379
30 GREENE		1352.9	16282.5	0	0	1345.4	0	0	18980.8
32 INDIANA		0	9.3	0	0	0	0	0	9.3
63 WASHINGTON		14218.2	34560.3	1624.6	156.3	2455.2	0	0	53014.6
65 WESTMORELAND		19.8	12.7	0	0	0	0	0	32.5
OH OHIO		663.4	1487.8	0	0	25.8	0	0	2177
WV WEST VIRGINIA		1152.4	1190.3	0	0	973.3	796.4	0	4112.4
Waste Totals:		52264.4	56445.3	1714.7	156.3	6333.2	796.4	0	117710.3



Please Use
Recycled Paper

Phone: 717-783-9258
 Printed: 2/24/2017

Also visit our Internet WWW Site at: <http://www.dep.state.pa.us>

DISCLAIMER: While care has been taken in the preparation of this report, there is no warranty or guarantee as to the data, calculation or content accuracy. The Commonwealth reserves the right to update or change any data or presentation format without notice or liability.

Commonwealth of Pennsylvania
 Department of Environmental Protection
 Bureau of Waste Management
 Division of Reporting and Fee Collection

 Landfill Waste Receipts
 in Tons (2000 lbs.) of Waste

For Year: Quarter:
 2016 / 4

Disposal Facility: 100020, BETHLEHEM LANDFILL

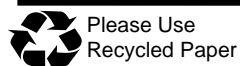
County/State that Generated Waste	Waste Type:	Municipal	Residual	Sewage Sludge	Processed Medical	Construction	WTE Ash Residue	Asbestos	Total
09 BUCKS		1716.8	298.1	0	0	104.7	0	0	2119.6
23 DELAWARE		0	0	0	0	0	0	59.3	59.3
39 LEHIGH		6222.9	533.4	0	0	482.9	0	0	7239.2
46 MONTGOMERY		171.5	25.1	0	0	8.3	0	0	204.9
48 NORTHAMPTON		11772.8	787.3	0	0	2141.8	0	0	14701.9
NJ NEW JERSEY		13010.2	2307	20.5	0	16260.8	0	97	31695.5
NY NEW YORK		14579.8	0	0	0	1361	0	603.9	16544.7
Waste Totals:		47474	3950.9	20.5	0	20359.5	0	760.2	72565.1

Disposal Facility: 101243, BRADFORD COUNTY SANITARY LANDFILL

County/State that Generated Waste	Waste Type:	Municipal	Residual	Sewage Sludge	Processed Medical	Construction	WTE Ash Residue	Asbestos	Total
08 BRADFORD		5878.6	3469.4	240.8	0	2834.9	0	0	12423.7
41 LYCOMING		0	32.8	0	0	0	0	0	32.8
53 POTTER		0.2	0	0	0	30.8	0	0	31
57 SULLIVAN		830.9	0	1.4	0	164.4	0	0	996.7
58 SUSQUEHANNA		312.7	4	0	0	12.3	0	0	329
59 TIOGA		4339.7	4880.6	306	0	211.5	0	0	9737.8
62 WARREN		0.2	0	0	0	0	0	0	0.2
66 WYOMING		644.6	101.6	0	0	139	0	0	885.2
Waste Totals:		12006.9	8488.4	548.2	0	3392.9	0	0	24436.4

Disposal Facility: 100361, Casella McKean County Landfill

County/State that Generated Waste	Waste Type:	Municipal	Residual	Sewage Sludge	Processed Medical	Construction	WTE Ash Residue	Asbestos	Total
12 CAMERON		0	1877.9	0	0	72.4	0	0	1950.3
24 ELK		1987.2	2657.3	0	0	938.5	0	0	5583
27 FOREST		17.7	0.2	0	0	0	0	0	17.9
33 JEFFERSON		14.7	0	0	0	0	0	0	14.7
42 MCKEAN		3729.2	2073.8	1027.3	0	3497.9	1115	8.3	11451.5
53 POTTER		0	28.4	70.1	0	0	0	0	98.5
62 WARREN		0	0	129.3	0	683.8	0	0	813.1
NY NEW YORK		35.1	0	0	0	0	0	0	35.1
Waste Totals:		5783.9	6637.6	1226.7	0	5192.6	1115	8.3	19964.1



Commonwealth of Pennsylvania
 Department of Environmental Protection
 Bureau of Waste Management
 Division of Reporting and Fee Collection

 Landfill Waste Receipts
 in Tons (2000 lbs.) of Waste

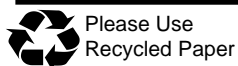
For Year: Quarter:
 2016 / 4

Disposal Facility: 100944, CHESTER COUNTY SWA LANCHESTER LANDFILL

County/State that Generated Waste	Waste Type:	Municipal	Residual	Sewage Sludge	Processed Medical	Construction	WTE Ash Residue	Asbestos	Total
06 BERKS		2028.7	4348.7	0	0	1551.7	3021.2	0	10950.3
09 BUCKS		0	0	0	0	0	340.6	0	340.6
15 CHESTER		56582.3	1154.5	1155.6	0	5943.2	0	27	64862.6
23 DELAWARE		2.4	0	0	0	17.8	0	0	20.2
36 LANCASTER		72.9	40.2	4.5	0	94.5	0	0	212.1
38 LEBANON		0	16	0	0	0	0	0	16
46 MONTGOMERY		1097.4	0.9	0	0	37.6	8244.6	0	9380.5
51 PHILADELPHIA		0	0	0	0	871.5	0	0	871.5
DE DELAWARE (ST)		0	9.1	0	0	0	0	0	9.1
Waste Totals:		59783.7	5569.4	1160.1	0	8516.3	11606.4	27	86662.9

Disposal Facility: 100022, CHRIN BROTHERS SANITARY LANDFILL

County/State that Generated Waste	Waste Type:	Municipal	Residual	Sewage Sludge	Processed Medical	Construction	WTE Ash Residue	Asbestos	Total
06 BERKS		0	0	0	0	75.7	0	0	75.7
08 BRADFORD		0	0	0	0	3.2	0	0	3.2
09 BUCKS		1666.1	102.2	0	0	476.8	0	5	2250.1
13 CARBON		114.4	0	0	0	91.5	0	1.4	207.3
39 LEHIGH		8573.9	339.1	27.4	0	3341.4	0	10.6	12292.4
45 MONROE		0	24.1	0	0	22.6	0	0	46.7
46 MONTGOMERY		0	0	0	0	34.8	0	0	34.8
48 NORTHAMPTON		16109.5	1279.3	1114.4	0	6569.2	0	8.9	25081.3
52 PIKE		0	0	0	0	24.3	0	6	30.3
64 WAYNE		23.9	0	0	0	36.6	0	6	66.5
NJ NEW JERSEY		1783	52.2	0	0	1366.9	0	108.4	3310.5
Waste Totals:		28270.8	1796.9	1141.8	0	12043	0	146.3	43398.8



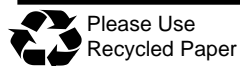
Commonwealth of Pennsylvania
 Department of Environmental Protection
 Bureau of Waste Management
 Division of Reporting and Fee Collection

 Landfill Waste Receipts
 in Tons (2000 lbs.) of Waste

For Year: Quarter:
 2016 / 4

Disposal Facility: 100955, CLINTON COUNTY SWA WAYNE TOWNSHIP LANDFILL

County/State that Generated Waste	Waste Type:	Municipal	Residual	Sewage Sludge	Processed Medical	Construction	WTE Ash Residue	Asbestos	Total
01 ADAMS		0	0	0	0	0	0	1.2	1.2
07 BLAIR		0	30.7	0	0	67.5	0	23.5	121.7
08 BRADFORD		0	0	0	0	17.9	0	0.3	18.2
09 BUCKS		0	0	0	0	0	0	57	57
11 CAMBRIA		0	0	0	0	241.9	0	2	243.9
14 CENTRE		683.9	68.2	438.5	0	19.4	0	255.2	1465.2
15 CHESTER		0	0	0	0	0	0	0.1	0.1
16 CLARION		0	0	0	0	0	0	1.9	1.9
17 CLEARFIELD		609.5	39	0	0	18.1	0	1.3	667.9
18 CLINTON		6910.5	1597.9	1203.7	0	926.1	0	7.2	10645.4
19 COLUMBIA		0	1542.3	0	0	569.1	0	0	2111.4
21 CUMBERLAND		0	0	0	0	0	0	15.3	15.3
22 DAUPHIN		10.3	0	0	0	75.2	0	8.2	93.7
23 DELAWARE		0	0	0	0	0	0	0.1	0.1
24 ELK		0	0	0	0	0	0	14.7	14.7
31 HUNTINGDON		13	3.4	0	0	18.2	0	0	34.6
33 JEFFERSON		0	0	0	0	0	0	0.2	0.2
34 JUNIATA		2106	514.2	0	0	258.6	0	0.1	2878.9
35 LACKAWANNA		0	0	0	0	0	0	0.4	0.4
36 LANCASTER		0	64.6	0	0	0	0	0	64.6
39 LEHIGH		0	0	0	0	0	0	0.1	0.1
40 LUZERNE		6159	318.4	76.6	0	387.2	0	0	6941.2
41 LYCOMING		4285.9	1663	92	0	1184.3	0	8.6	7233.8
42 MCKEAN		0	0	0	0	0	0	21.2	21.2
44 MIFFLIN		4822.5	364.9	172	0	897.9	0	0.4	6257.7
46 MONTGOMERY		0	0	0	0	0	0	0.2	0.2
47 MONTOUR		18.8	0	0	0	0	0	0	18.8
49 NORTHUMBERLAND		1602.6	42.1	510.8	0	182.8	0	0	2338.3
50 PERRY		1849.2	0.7	0	0	77.8	0	0.1	1927.8
51 PHILADELPHIA		0	0	0	0	83.4	0	0	83.4
53 POTTER		0	0	0	0	0	0	0.2	0.2
54 SCHUYLKILL		0	0	0	0	55.7	0	1.5	57.2
55 SNYDER		840.9	16.9	0	0	37.2	0	0	895
56 SOMERSET		0	0	0	0	0	0	0.1	0.1
57 SULLIVAN		1.8	0	0	0	0	0	0	1.8



Please Use
Recycled Paper

Phone: 717-783-9258
 Printed: 2/24/2017

Also visit our Internet WWW Site at: <http://www.dep.state.pa.us>

DISCLAIMER: While care has been taken in the preparation of this report, there is no warranty or guarantee as to the data, calculation or content accuracy. The Commonwealth reserves the right to update or change any data or presentation format without notice or liability.

Commonwealth of Pennsylvania
 Department of Environmental Protection
 Bureau of Waste Management
 Division of Reporting and Fee Collection

 Landfill Waste Receipts
 in Tons (2000 lbs.) of Waste

For Year: Quarter:
 2016 / 4

59 TIOGA	2.6	88.2	0	0	140.6	0	0	231.4
60 UNION	91.9	157.6	0	0	74	0	6.7	330.2
67 YORK	0	0	0	0	0	0	0.2	0.2
CT CONNECTICUT	0	0	0	0	0	0	299	299
NJ NEW JERSEY	128.8	0	0	0	0	0	0	128.8
NY NEW YORK	0	0	5395	0	0	0	0	5395
Waste Totals:	30137.2	6512.1	7888.6	0	5332.9	0	727	50597.8

Disposal Facility: 101615, COMMONWEALTH ENVIRONMENTAL SYSTEMS LANDFILL

County/State that Generated Waste	Waste Type:	Municipal	Residual	Sewage Sludge	Processed Medical	Construction	WTE Ash Residue	Asbestos	Total
06 BERKS		1315.9	792.1	64.4	0	7783.4	0	0	9955.8
09 BUCKS		0	337.1	0	0	0	0	0	337.1
13 CARBON		4394.7	6.4	0	0	150.2	0	0	4551.3
19 COLUMBIA		15	0	0	0	3.3	0	0	18.3
22 DAUPHIN		0	280.8	17.5	0	243.1	0	0	541.4
38 LEBANON		0	293.6	0	0	0	0	0	293.6
39 LEHIGH		5771.2	0	0	0	0	0	0	5771.2
40 LUZERNE		6709.5	1479.9	271.1	69.8	240.2	0	0	8770.5
46 MONTGOMERY		189.6	0	0	0	0	0	0	189.6
48 NORTHAMPTON		290.4	0	0	0	268.2	0	0	558.6
49 NORTHUMBERLAND		9412.2	171.5	0	0	9.7	0	0	9593.4
51 PHILADELPHIA		58.7	0	0	0	745.5	0	0	804.2
54 SCHUYLKILL		31628.5	4830.4	1232.1	41.6	1340.9	0	1.3	39074.8
NJ NEW JERSEY		23020.5	1795.5	0	0	16143.3	0	0	40959.3
NY NEW YORK		40484.2	0	3215.1	0	4855.2	0	0	48554.5
Waste Totals:		123290.4	9987.3	4800.2	111.4	31783	0	1.3	169973.6

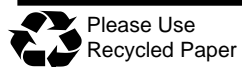
Commonwealth of Pennsylvania
 Department of Environmental Protection
 Bureau of Waste Management
 Division of Reporting and Fee Collection

 Landfill Waste Receipts
 in Tons (2000 lbs.) of Waste

For Year: Quarter:
 2016 / 4

Disposal Facility: 101509, CONNESTOGA LANDFILL

County/State that Generated Waste	Waste Type:	Municipal	Residual	Sewage Sludge	Processed Medical	Construction	WTE Ash Residue	Asbestos	Total
06 BERKS		24838.6	7166.1	172.2	3701.3	202.5	0	354.7	36435.4
09 BUCKS		21845.4	201.3	0	0	0	0	6.6	22053.3
15 CHESTER		0	1679.9	0	0	29.3	0	45.5	1754.7
22 DAUPHIN		0	0	0	0	0	0	0.3	0.3
23 DELAWARE		0	2603.1	128.6	26.4	0	0	449.4	3207.5
35 LACKAWANNA		0	0	0	0	0	0	14.3	14.3
36 LANCASTER		0	1273.5	0	0	0	0	0	1273.5
38 LEBANON		0	508.5	0	0	0	0	0	508.5
39 LEHIGH		8646.4	603	0	0	126.5	0	0	9375.9
40 LUZERNE		0	0	0	0	0	0	3.7	3.7
46 MONTGOMERY		10729.1	16104.3	0	0	909.7	0	45.5	27788.6
48 NORTHAMPTON		0	256.8	0	0	0	0	0	256.8
51 PHILADELPHIA		5556.2	7478.4	0	46.3	2386.3	0	53.3	15520.5
CT CONNECTICUT		0	0	0	0	0	0	41.9	41.9
DE DELAWARE (ST)		0	5.9	0	0	0	0	19.7	25.6
MD MARYLAND		0	51.6	0	0	0	0	0	51.6
NJ NEW JERSEY		58686.8	14962.9	0	0	9087.7	0	416	83153.4
NY NEW YORK		3328.2	2755.3	0	0	0	0	0	6083.5
Waste Totals:		133630.7	55650.6	300.8	3774	12742	0	1450.9	207549



Commonwealth of Pennsylvania
 Department of Environmental Protection
 Bureau of Waste Management
 Division of Reporting and Fee Collection

 Landfill Waste Receipts
 in Tons (2000 lbs.) of Waste

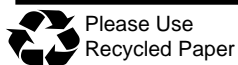
For Year: Quarter:
 2016 / 4

Disposal Facility: 400593, COVANTA DELAWARE VALLEY

County/State that Generated Waste	Waste Type:	Municipal	Residual	Sewage Sludge	Processed Medical	Construction	WTE Ash Residue	Asbestos	Total
15 CHESTER		106.3	11.1	0	0	0	0	0	117.4
23 DELAWARE		84786.6	513	0	0	0	0	0	85299.6
39 LEHIGH		103.6	437.9	0	0	0	0	0	541.5
51 PHILADELPHIA		83434.6	680.6	0	0	0	0	0	84115.2
DE DELAWARE (ST)		47207.1	423.8	0	0	0	0	0	47630.9
MD MARYLAND		3224.9	22.9	0	0	0	0	0	3247.8
NC NORTH CAROLINA		0	1385.8	0	0	0	0	0	1385.8
NJ NEW JERSEY		49890.8	750.1	0	0	0	0	0	50640.9
NY NEW YORK		26105.4	0	0	0	0	0	0	26105.4
PR PUERTO RICO		0	200.4	0	0	0	0	0	200.4
VA VIRGINIA		1369.5	396.6	0	0	0	0	0	1766.1
Waste Totals:		296228.8	4822.2	0	0	0	0	0	301051

Disposal Facility: 400558, COVANTA PLYMOUTH RENEWABLE ENERGY

County/State that Generated Waste	Waste Type:	Municipal	Residual	Sewage Sludge	Processed Medical	Construction	WTE Ash Residue	Asbestos	Total
06 BERKS		106.4	89.5	0	0	0	0	0	195.9
09 BUCKS		7707.4	485.4	0	0	0	0	0	8192.8
15 CHESTER		195.7	220.6	0	0	0	0	0	416.3
23 DELAWARE		1640.4	0	0	0	0	0	0	1640.4
39 LEHIGH		1259.3	800.3	0	0	0	0	0	2059.6
46 MONTGOMERY		60177.1	2191.3	0	0	0	0	0	62368.4
48 NORTHAMPTON		12.2	177.6	0	0	0	0	0	189.8
51 PHILADELPHIA		5467.1	8.2	0	0	0	0	0	5475.3
NJ NEW JERSEY		385.5	0	0	0	0	0	0	385.5
Waste Totals:		76951.1	3972.9	0	0	0	0	0	80924



Please Use
Recycled Paper

Phone: 717-783-9258
 Printed: 2/24/2017

Also visit our Internet WWW Site at: <http://www.dep.state.pa.us>

DISCLAIMER: While care has been taken in the preparation of this report, there is no warranty or guarantee as to the data, calculation or content accuracy. The Commonwealth reserves the right to update or change any data or presentation format without notice or liability.

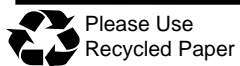
Commonwealth of Pennsylvania
 Department of Environmental Protection
 Bureau of Waste Management
 Division of Reporting and Fee Collection

 Landfill Waste Receipts
 in Tons (2000 lbs.) of Waste

For Year: Quarter:
 2016 / 4

Disposal Facility: 100945, CUMBERLAND COUNTY LANDFILL

County/State that Generated Waste	Waste Type:	Municipal	Residual	Sewage Sludge	Processed Medical	Construction	WTE Ash Residue	Asbestos	Total
01 ADAMS		2080.5	127.3	0	0	19.7	0	0	2227.5
05 BEDFORD		6867.7	59.2	0	0	0	0	0	6926.9
06 BERKS		0	0	0	0	209.9	0	0	209.9
09 BUCKS		0	34.2	11.7	0	0	0	0	45.9
19 COLUMBIA		0	0	0	0	0	0	10	10
21 CUMBERLAND		7301.4	4486.7	342.8	0	9982.8	0	196.3	22310
22 DAUPHIN		22.5	1045.1	177.6	0	161.8	0	48.3	1455.3
28 FRANKLIN		944	569.4	0	0	33.2	0	8.7	1555.3
31 HUNTINGDON		6285.6	232.2	0	0	0	0	0	6517.8
34 JUNIATA		0.4	517.2	0	0	104	0	0	621.6
36 LANCASTER		0	0	56.5	0	0	0	0	56.5
38 LEBANON		0	2668.4	0	0	0	0	0	2668.4
39 LEHIGH		323.8	0	0	0	0	0	0	323.8
40 LUZERNE		0	1974.8	0	0	0	0	0	1974.8
46 MONTGOMERY		0	50.6	196.4	0	0	0	139.7	386.7
48 NORTHAMPTON		2784.2	0	0	0	0	0	0	2784.2
50 PERRY		425.8	0	98.7	0	575.5	0	0	1100
51 PHILADELPHIA		0	46.2	0	0	0	0	0	46.2
54 SCHUYLKILL		0	185.1	0	0	0	0	0	185.1
67 YORK		0	3131.6	199.5	0	23.5	0	0	3354.6
CT CONNECTICUT		0	71.5	0	0	0	0	0	71.5
DE DELAWARE (ST)		0	0	1156	0	0	0	0	1156
MD MARYLAND		19776.3	1493	2400.2	0	7.3	0	34.4	23711.2
NJ NEW JERSEY		57233.9	12703.8	0	0	0	0	444.1	70381.8
NY NEW YORK		0	0	15740.9	0	0	0	212.9	15953.8
WV WEST VIRGINIA		0	0	0	0	0	0	0.3	0.3
Waste Totals:		104046.1	29396.3	20380.3	0	11117.7	0	1094.7	166035.1



Please Use
Recycled Paper

Phone: 717-783-9258
 Printed: 2/24/2017

Also visit our Internet WWW Site at: <http://www.dep.state.pa.us>

DISCLAIMER: While care has been taken in the preparation of this report, there is no warranty or guarantee as to the data, calculation or content accuracy. The Commonwealth reserves the right to update or change any data or presentation format without notice or liability.

Commonwealth of Pennsylvania
 Department of Environmental Protection
 Bureau of Waste Management
 Division of Reporting and Fee Collection

 Landfill Waste Receipts
 in Tons (2000 lbs.) of Waste

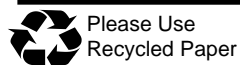
For Year: Quarter:
 2016 / 4

Disposal Facility: 100345, DELAWARE COUNTY SWA ROLLING HILLS LANDFILL

County/State that Generated Waste	Waste Type:	Municipal	Residual	Sewage Sludge	Processed Medical	Construction	WTE Ash Residue	Asbestos	Total
06 BERKS		13871.3	7016	47.9	0	801.4	0	4.5	21741.1
09 BUCKS		0	0	0	0	10880.2	0	0	10880.2
15 CHESTER		0	0	0	0	38.3	0	0	38.3
23 DELAWARE		4886.1	0	0	0	0	97018.1	0	101904.2
46 MONTGOMERY		2823.2	448.5	0	0	8494	13721.6	0	25487.3
51 PHILADELPHIA		0	0	0	0	5828.2	0	0	5828.2
NJ NEW JERSEY		0	7676.9	0	0	1913.8	0	0	9590.7
Waste Totals:		21580.6	15141.4	47.9	0	27955.9	110739.7	4.5	175470

Disposal Facility: 100434, EVERGREEN LANDFILL

County/State that Generated Waste	Waste Type:	Municipal	Residual	Sewage Sludge	Processed Medical	Construction	WTE Ash Residue	Asbestos	Total
03 ARMSTRONG		2958.7	135.4	29.8	0	195.3	0	0	3319.2
11 CAMBRIA		14.6	1.5	0	0	12.9	0	0	29
26 FAYETTE		7.5	0	0	0	0	0	0	7.5
32 INDIANA		9085.7	1084.5	590.7	0	2093.4	0	0	12854.3
33 JEFFERSON		496.7	9.7	165	0	14.1	0	0	685.5
65 WESTMORELAND		4478.9	13603.1	275.4	0	202.3	0	0	18559.7
Waste Totals:		17042.1	14834.2	1060.9	0	2518	0	0	35455.2



Please Use
Recycled Paper

Phone: 717-783-9258
 Printed: 2/24/2017

Also visit our Internet WWW Site at: <http://www.dep.state.pa.us>

DISCLAIMER: While care has been taken in the preparation of this report, there is no warranty or guarantee as to the data, calculation or content accuracy. The Commonwealth reserves the right to update or change any data or presentation format without notice or liability.

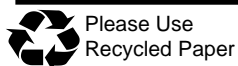
Commonwealth of Pennsylvania
 Department of Environmental Protection
 Bureau of Waste Management
 Division of Reporting and Fee Collection

 Landfill Waste Receipts
 in Tons (2000 lbs.) of Waste

For Year: Quarter:
 2016 / 4

Disposal Facility: 101699, FAIRLESS LANDFILL

County/State that Generated Waste	Waste Type:	Municipal	Residual	Sewage Sludge	Processed Medical	Construction	WTE Ash Residue	Asbestos	Total
06 BERKS		34.7	49.3	0	0	12.1	0	0	96.1
09 BUCKS		25980.7	14938.2	1604.1	74.1	1132.8	29880.5	31.5	73641.9
13 CARBON		4.9	0	0	0	0	0	0	4.9
15 CHESTER		0	7	0	0	3.7	0	0	10.7
22 DAUPHIN		0	0	0	0	4.8	0	0	4.8
23 DELAWARE		11143.1	22.3	566.8	0	28.9	0	52.6	11813.7
39 LEHIGH		778.4	0	0	0	0	0	1.6	780
40 LUZERNE		2.4	0	0	0	18.1	0	0	20.5
46 MONTGOMERY		5840.9	336.3	769	32.3	53.6	13.5	5.4	7051
48 NORTHAMPTON		1.9	0	0	0	0	0	86.2	88.1
51 PHILADELPHIA		87555.4	1266.8	1878.7	216.9	2173.1	0	114	93204.9
54 SCHUYLKILL		0	0	0	0	0	0	1.9	1.9
CT CONNECTICUT		0	212.6	0	0	0	0	0	212.6
DC DISRICT OF COLUMBIA		0	0	0	0	25.9	0	0	25.9
DE DELAWARE (ST)		0	821.5	0	0	72.9	0	5.3	899.7
MA MASSACHUSETTS		0	383.8	0	0	0	0	13.6	397.4
MD MARYLAND		0	0	0	0	0	0	256.5	256.5
NH NEW HAMPSHIRE		24	0	0	0	5.8	0	0	29.8
NJ NEW JERSEY		105426.3	16019.8	3903.6	0	52165.5	3574.9	524.9	181615
NY NEW YORK		119159.4	1564.4	0	22.6	4209.4	0	1665.7	126621.5
Waste Totals:		355952.1	35622	8722.2	345.9	59906.6	33468.9	2759.2	496776.9



Please Use
Recycled Paper

Phone: 717-783-9258
 Printed: 2/24/2017

Also visit our Internet WWW Site at: <http://www.dep.state.pa.us>

DISCLAIMER: While care has been taken in the preparation of this report, there is no warranty or guarantee as to the data, calculation or content accuracy. The Commonwealth reserves the right to update or change any data or presentation format without notice or liability.

Commonwealth of Pennsylvania
 Department of Environmental Protection
 Bureau of Waste Management
 Division of Reporting and Fee Collection

 Landfill Waste Receipts
 in Tons (2000 lbs.) of Waste

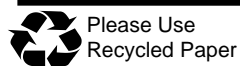
For Year: Quarter:
 2016 / 4

Disposal Facility: 101680, G.R.O.W.S. NORTH

County/State that Generated Waste	Waste Type:	Municipal	Residual	Sewage Sludge	Processed Medical	Construction	WTE Ash Residue	Asbestos	Total
06 BERKS		1.2	18	0	0	0	0	0	19.2
09 BUCKS		3233.3	2749.4	739.1	2.9	208.9	0	0	6933.6
13 CARBON		0.2	0	0	0	0	0	0	0.2
15 CHESTER		0	9	0	0	0	0	0	9
23 DELAWARE		1140.9	24	90.1	0	4.9	0	0	1259.9
39 LEHIGH		37.9	0	0	0	0	0	0	37.9
46 MONTGOMERY		654.7	73.3	250.7	0	0	4.1	0	982.8
48 NORTHAMPTON		0.1	0	0	0	0	0	0	0.1
51 PHILADELPHIA		9383.4	203.2	763.4	0	910	0	0	11260
CT CONNECTICUT		0	24.8	0	0	0	0	0	24.8
DE DELAWARE (ST)		0	608.5	0	0	0	0	0	608.5
NJ NEW JERSEY		35418	5457	1680.4	2727.8	21565.1	2505	0	69353.3
NY NEW YORK		41274.9	234.5	0	11.4	5611.8	14.7	0	47147.3
Waste Totals:		91144.6	9401.7	3523.7	2742.1	28300.7	2523.8	0	137636.6

Disposal Facility: 100265, GRAND CENTRAL SANITARY LANDFILL INC

County/State that Generated Waste	Waste Type:	Municipal	Residual	Sewage Sludge	Processed Medical	Construction	WTE Ash Residue	Asbestos	Total
06 BERKS		431.6	0	0	0	0	0	0	431.6
09 BUCKS		180.5	10.5	0	45.6	3.6	0	0	240.2
13 CARBON		1846.5	32.8	151.6	0	188.8	0	0	2219.7
35 LACKAWANNA		6	0	0	0	2.4	0	0	8.4
39 LEHIGH		23057	1431.8	1946.6	208.2	256.6	0	0	26900.2
40 LUZERNE		14.8	0	0	0	0	0	0	14.8
45 MONROE		18135.1	647.5	608.9	694.4	4804	0	0	24889.9
46 MONTGOMERY		101.3	0	10.3	217.8	77	0	0	406.4
48 NORTHAMPTON		29012.9	2724.1	1913.3	8.1	1950.6	0	0	35609
52 PIKE		137.2	0	0	0	22.4	0	0	159.6
64 WAYNE		4.2	0	0	0	0	0	0	4.2
NJ NEW JERSEY		32127	18520.8	226.2	9.4	462.5	18008.1	300.1	69654.1
NY NEW YORK		47.7	0	0	137.6	1201.5	0	477.5	1864.3
VA VIRGINIA		0	0	0	0	0	0	6.3	6.3
Waste Totals:		105101.8	23367.5	4856.9	1321.1	8969.4	18008.1	783.9	162408.7



Please Use
Recycled Paper

Phone: 717-783-9258
 Printed: 2/24/2017

Also visit our Internet WWW Site at: <http://www.dep.state.pa.us>

DISCLAIMER: While care has been taken in the preparation of this report, there is no warranty or guarantee as to the data, calculation or content accuracy. The Commonwealth reserves the right to update or change any data or presentation format without notice or liability.

Commonwealth of Pennsylvania
 Department of Environmental Protection
 Bureau of Waste Management
 Division of Reporting and Fee Collection

 Landfill Waste Receipts
 in Tons (2000 lbs.) of Waste

For Year: Quarter:
 2016 / 4

Disposal Facility: 101544, GREATER LEBANON REFUSE AUTHORITY LANDFILL

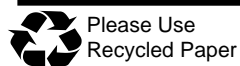
County/State that Generated Waste	Waste Type:	Municipal	Residual	Sewage Sludge	Processed Medical	Construction	WTE Ash Residue	Asbestos	Total
38 LEBANON		20622.4	5842.1	542	0	4334.5	0	0	31341
Waste Totals:		20622.4	5842.1	542	0	4334.5	0	0	31341

Disposal Facility: 100281, GREENRIDGE RECLAMATION LANDFILL

County/State that Generated Waste	Waste Type:	Municipal	Residual	Sewage Sludge	Processed Medical	Construction	WTE Ash Residue	Asbestos	Total
02 ALLEGHENY		17616.7	2091.8	1524.9	0	436.7	0	7.5	21677.6
10 BUTLER		0	0	75.2	0	0	0	0	75.2
26 FAYETTE		727.7	70.3	135	0	227.1	0	0	1160.1
32 INDIANA		0	0	0	0	0	0	3.8	3.8
56 SOMERSET		428.6	0	0	0	56.9	0	0	485.5
63 WASHINGTON		621.7	91.7	421.2	0	138.4	0	0	1273
65 WESTMORELAND		14677	9289.5	4675.4	0	3345.5	0	5.5	31992.9
WV WEST VIRGINIA		9.4	5037.4	0	407.4	0	0	17.8	5472
Waste Totals:		34081.1	16580.7	6831.7	407.4	4204.6	0	34.6	62140.1

Disposal Facility: 100934, IESI PA BLUE RIDGE LANDFILL CORP

County/State that Generated Waste	Waste Type:	Municipal	Residual	Sewage Sludge	Processed Medical	Construction	WTE Ash Residue	Asbestos	Total
01 ADAMS		5698.6	482	0	0	1650.1	0	0	7830.7
21 CUMBERLAND		4697.1	163.5	267.4	0	492.6	0	0	5620.6
23 DELAWARE		0	233.6	2.4	0	0	0	0	236
28 FRANKLIN		18629.1	3440.8	2019.2	0	2928.9	0	0	27018
29 FULTON		19.4	0	0	0	16.8	0	0	36.2
46 MONTGOMERY		4.6	0	0	0	0	0	0	4.6
50 PERRY		29.3	0	0	0	0	0	0	29.3
67 YORK		0	0	0	0	163.2	0	0	163.2
DC DISRICT OF COLUMBIA		25548.9	166.5	0	0	0	0	0	25715.4
DE DELAWARE (ST)		0	435.7	0	0	0	0	0	435.7
MD MARYLAND		74513.2	4271.6	43.8	0	516.7	0	0	79345.3
NY NEW YORK		25649.5	1004.1	99.9	0	0	0	0	26753.5
WV WEST VIRGINIA		2997.6	0	0	0	267.6	0	1.2	3266.4
Waste Totals:		157787.3	10197.8	2432.7	0	6035.9	0	1.2	176454.9



Commonwealth of Pennsylvania
 Department of Environmental Protection
 Bureau of Waste Management
 Division of Reporting and Fee Collection

 Landfill Waste Receipts
 in Tons (2000 lbs.) of Waste

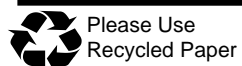
For Year: Quarter:
 2016 / 4

Disposal Facility: 100620, IMPERIAL LANDFILL

County/State that Generated Waste	Waste Type:	Municipal	Residual	Sewage Sludge	Processed Medical	Construction	WTE Ash Residue	Asbestos	Total
02 ALLEGHENY		73359.7	10141.4	6954.5	0	3872.5	991.8	1283	96602.9
04 BEAVER		2402.6	1423.3	1355.8	0	106.3	0	82.4	5370.4
10 BUTLER		1030.4	325.5	18.8	0	11.9	0	0.3	1386.9
16 CLARION		0	0	0	0	0	0	3.6	3.6
26 FAYETTE		20	368.5	0	0	0	0	0	388.5
30 GREENE		0	1542.4	0	0	2	0	0	1544.4
32 INDIANA		0	124.5	0	0	0	0	0.2	124.7
33 JEFFERSON		16	0	0	0	0.9	0	0	16.9
37 LAWRENCE		0	2.7	0	0	0	0	0	2.7
61 VENANGO		0	0	0	0	0	0	6.6	6.6
63 WASHINGTON		6145.7	7931.4	392.1	0	639.5	0	0	15108.7
65 WESTMORELAND		0	291.8	0	0	0	0	4.5	296.3
CT CONNECTICUT		0	16.6	0	0	0	0	21.6	38.2
MD MARYLAND		0	54.8	0	0	0	0	27.5	82.3
NY NEW YORK		0	212.7	0	0	0	0	0	212.7
OH OHIO		6.6	7641.5	32.7	0	0	0	0.2	7681
WV WEST VIRGINIA		2545.8	125	73.5	0	5	0	23	2772.3
Waste Totals:		85526.8	30202.1	8827.4	0	4638.1	991.8	1452.9	131639.1

Disposal Facility: 101439, JOSEPH J BRUNNER INC LANDFILL

County/State that Generated Waste	Waste Type:	Municipal	Residual	Sewage Sludge	Processed Medical	Construction	WTE Ash Residue	Asbestos	Total
02 ALLEGHENY		4444.6	0	198.1	0	0	0	0	4642.7
04 BEAVER		5773.7	1470.8	1621	0	0	0	6.8	8872.3
10 BUTLER		1081.4	7.6	758.6	0	0	0	2.6	1850.2
37 LAWRENCE		12.9	0	9.7	0	0	0	0	22.6
Waste Totals:		11312.6	1478.4	2587.4	0	0	0	9.4	15387.8



Commonwealth of Pennsylvania
 Department of Environmental Protection
 Bureau of Waste Management
 Division of Reporting and Fee Collection

 Landfill Waste Receipts
 in Tons (2000 lbs.) of Waste

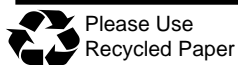
For Year: Quarter:
 2016 / 4

Disposal Facility: 100663, KELLY RUN SANITATION INC LANDFILL

County/State that Generated Waste	Waste Type:	Municipal	Residual	Sewage Sludge	Processed Medical	Construction	WTE Ash Residue	Asbestos	Total
02 ALLEGHENY		12524.8	6234.4	32.9	0	2225	0	0	21017.1
10 BUTLER		0	1.8	0	0	0	0	0	1.8
26 FAYETTE		697.7	75.9	250.7	0	104.4	0	0	1128.7
30 GREENE		79.4	2146.4	0	0	0	0	0	2225.8
63 WASHINGTON		1631.7	4680.8	16.2	0	101.1	0	0	6429.8
65 WESTMORELAND		1636.1	8.2	0	0	72.2	0	0	1716.5
WV WEST VIRGINIA		0	51.7	0	0	0	0	0	51.7
Waste Totals:		16569.7	13199.2	299.8	0	2502.7	0	0	32571.4

Disposal Facility: 101247, KEYSTONE SANITARY LANDFILL

County/State that Generated Waste	Waste Type:	Municipal	Residual	Sewage Sludge	Processed Medical	Construction	WTE Ash Residue	Asbestos	Total
08 BRADFORD		25.6	27.2	0	0	0	0	0	52.8
13 CARBON		131.2	0	0	0	0	0	0	131.2
15 CHESTER		0	4	0	0	0	0	0	4
19 COLUMBIA		0	8.3	0	0	0	0	0	8.3
35 LACKAWANNA		41828.1	2086.8	5275.7	0	5241.1	0	0.7	54432.4
39 LEHIGH		233.6	0	0	0	0	0	0	233.6
40 LUZERNE		17928.4	2095.3	4585.6	0	4019.6	0	5.2	28634.1
45 MONROE		2949.1	232.9	511.2	0	0	0	0	3693.2
46 MONTGOMERY		118.4	0	0	0	0	0	0	118.4
48 NORTHAMPTON		0	0	157.3	0	0	0	0	157.3
52 PIKE		5447.7	49.7	171.7	0	124.8	0	0	5793.9
54 SCHUYLKILL		58.3	0	0	0	0	0	0	58.3
58 SUSQUEHANNA		3752.2	37082.1	5.1	0	835.3	0	0	41674.7
64 WAYNE		48.9	5.5	235.5	0	110.4	0	0	400.3
66 WYOMING		1082.2	1247.5	87.7	0	172.7	0	0	2590.1
CT CONNECTICUT		1260.1	0	0	0	0	0	0	1260.1
NJ NEW JERSEY		102464.2	501.2	0	0	14690.7	0	0	117656.1
NY NEW YORK		203637.3	2451.6	0	0	26.9	0	0	206115.8
Waste Totals:		380965.3	45792.1	11029.8	0	25221.5	0	5.9	463014.6



Please Use
Recycled Paper

Phone: 717-783-9258
 Printed: 2/24/2017

Also visit our Internet WWW Site at: <http://www.dep.state.pa.us>

DISCLAIMER: While care has been taken in the preparation of this report, there is no warranty or guarantee as to the data, calculation or content accuracy. The Commonwealth reserves the right to update or change any data or presentation format without notice or liability.

Commonwealth of Pennsylvania
 Department of Environmental Protection
 Bureau of Waste Management
 Division of Reporting and Fee Collection

 Landfill Waste Receipts
 in Tons (2000 lbs.) of Waste

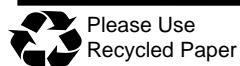
For Year: Quarter:
 2016 / 4

Disposal Facility: 100329, LAKE VIEW LANDFILL

County/State that Generated Waste	Waste Type:	Municipal	Residual	Sewage Sludge	Processed Medical	Construction	WTE Ash Residue	Asbestos	Total
20 CRAWFORD		2155.3	867.1	62.9	0	257.7	0	35.1	3378.1
25 ERIE		39892.2	5862.9	3313.5	0	8806.7	748.1	140.4	58763.8
43 MERCER		6290.8	0	0	0	7.3	0	0	6298.1
61 VENANGO		0	197.3	0	0	0	0	0	197.3
62 WARREN		2.6	24.7	0	0	29.6	0	0	56.9
Waste Totals:		48340.9	6952	3376.4	0	9101.3	748.1	175.5	68694.2

Disposal Facility: 101534, LAUREL HIGHLANDS LANDFILL INC

County/State that Generated Waste	Waste Type:	Municipal	Residual	Sewage Sludge	Processed Medical	Construction	WTE Ash Residue	Asbestos	Total
05 BEDFORD		0	5.5	0	0	0	0	0	5.5
07 BLAIR		5604.8	6237.6	2130	0	661.8	0	0	14634.2
10 BUTLER		0	0	0	0	6.1	0	0	6.1
11 CAMBRIA		8476.6	123.2	862.9	0	1104.4	0	0	10567.1
17 CLEARFIELD		0	0	58.4	0	5.7	0	0	64.1
30 GREENE		4	0	0	0	0	0	0	4
31 HUNTINGDON		0	167	0	0	0	0	0	167
32 INDIANA		218.6	0	0	0	79.1	0	0	297.7
33 JEFFERSON		27	0	0	0	32.6	0	0	59.6
34 JUNIATA		12.8	0	0	0	0	0	0	12.8
56 SOMERSET		13.3	0	0	0	0	0	0	13.3
65 WESTMORELAND		114.6	170.9	0	0	0	0	0	285.5
Waste Totals:		14471.7	6704.2	3051.3	0	1889.7	0	0	26116.9



Please Use
Recycled Paper

Phone: 717-783-9258
 Printed: 2/24/2017

Also visit our Internet WWW Site at: <http://www.dep.state.pa.us>

DISCLAIMER: While care has been taken in the preparation of this report, there is no warranty or guarantee as to the data, calculation or content accuracy. The Commonwealth reserves the right to update or change any data or presentation format without notice or liability.

Commonwealth of Pennsylvania
 Department of Environmental Protection
 Bureau of Waste Management
 Division of Reporting and Fee Collection

 Landfill Waste Receipts
 in Tons (2000 lbs.) of Waste

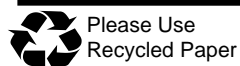
For Year: Quarter:
 2016 / 4

Disposal Facility: 100758, LCSWMA - Susq. Resource Mgmt Complex

County/State that Generated Waste	Waste Type:	Municipal	Residual	Sewage Sludge	Processed Medical	Construction	WTE Ash Residue	Asbestos	Total
02 ALLEGHENY		0	98	0	0	0	0	0	98
06 BERKS		7483.5	0	0	0	0	0	0	7483.5
10 BUTLER		0	58.8	0	0	0	0	0	58.8
18 CLINTON		0	141.2	0	0	0	0	0	141.2
19 COLUMBIA		210.7	17	0	0	0	0	0	227.7
20 CRAWFORD		0	62.7	0	0	0	0	0	62.7
21 CUMBERLAND		7604.5	76.8	0	0	965.9	0	0	8647.2
22 DAUPHIN		42734.9	1536.8	0	0	3439.5	0	0	47711.2
26 FAYETTE		0	7.7	0	0	0	0	0	7.7
28 FRANKLIN		35.5	148.4	0	0	0	0	0	183.9
36 LANCASTER		1403.2	0	0	0	0	0	0	1403.2
40 LUZERNE		0	163.9	0	0	0	0	0	163.9
41 LYCOMING		0	23.4	0	0	0	0	0	23.4
49 NORTHUMBERLAND		97.3	0	0	0	0	0	0	97.3
50 PERRY		472.5	89.1	0	0	7.4	0	0	569
51 PHILADELPHIA		955.1	0	0	0	0	0	0	955.1
54 SCHUYLKILL		96.7	28	0	0	0	0	0	124.7
65 WESTMORELAND		0	7.7	0	0	0	0	0	7.7
67 YORK		0	0	0	0	67.3	0	0	67.3
MD MARYLAND		0	24.2	0	0	0	0	0	24.2
NJ NEW JERSEY		12503.9	0	0	0	0	0	0	12503.9
Waste Totals:		73597.8	2483.7	0	0	4480.1	0	0	80561.6

Disposal Facility: 101389, LCSWMA FREY FARM LANDFILL

County/State that Generated Waste	Waste Type:	Municipal	Residual	Sewage Sludge	Processed Medical	Construction	WTE Ash Residue	Asbestos	Total
21 CUMBERLAND		0	4.1	0	0	1.2	0	0	5.3
22 DAUPHIN		0	9	0	0	3630.6	21914.4	0	25554
36 LANCASTER		4263.2	20416.5	4047.4	147.9	21667.3	21030.8	1.8	71574.9
38 LEBANON		0	357.5	0	0	0	0	0	357.5
67 YORK		0	1414	0	0	27.5	0	0	1441.5
DE DELAWARE (ST)		0	37.6	0	0	0	0	0	37.6
Waste Totals:		4263.2	22238.7	4047.4	147.9	25326.6	42945.2	1.8	98970.8



Please Use
Recycled Paper

Phone: 717-783-9258
 Printed: 2/24/2017

Also visit our Internet WWW Site at: <http://www.dep.state.pa.us>

DISCLAIMER: While care has been taken in the preparation of this report, there is no warranty or guarantee as to the data, calculation or content accuracy. The Commonwealth reserves the right to update or change any data or presentation format without notice or liability.

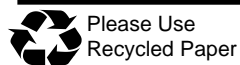
Commonwealth of Pennsylvania
 Department of Environmental Protection
 Bureau of Waste Management
 Division of Reporting and Fee Collection

 Landfill Waste Receipts
 in Tons (2000 lbs.) of Waste

For Year: Quarter:
 2016 / 4

Disposal Facility: 400592, LCSWMA RESOURCE RECOVERY FACILITY

County/State that Generated Waste	Waste Type:	Municipal	Residual	Sewage Sludge	Processed Medical	Construction	WTE Ash Residue	Asbestos	Total
06 BERKS		1945.3	148.2	0	0	0	0	0	2093.5
07 BLAIR		0	11	0	0	0	0	0	11
09 BUCKS		0	551	0	0	0	0	0	551
11 CAMBRIA		0	18.5	0	0	0	0	0	18.5
14 CENTRE		0	7.6	0	0	0	0	0	7.6
15 CHESTER		0	74.2	0	0	0	0	0	74.2
19 COLUMBIA		219	0	0	0	0	0	0	219
21 CUMBERLAND		17.8	35.4	0	0	0	0	0	53.2
22 DAUPHIN		1046.8	594.7	0	0	0	0	0	1641.5
23 DELAWARE		0	4.4	0	0	0	0	0	4.4
36 LANCASTER		74943.5	11342.2	641.6	0	93.7	0	0	87021
38 LEBANON		0	779.7	0	0	0	0	0	779.7
39 LEHIGH		0	731.5	0	0	0	0	0	731.5
40 LUZERNE		0	2.1	0	0	0	0	0	2.1
45 MONROE		0	347	0	0	0	0	0	347
46 MONTGOMERY		0	317.8	0	0	0	0	0	317.8
47 MONTOUR		0	6.2	0	0	0	0	0	6.2
48 NORTHAMPTON		0	75.9	0	0	0	0	0	75.9
49 NORTHUMBERLAND		0	28.9	0	0	0	0	0	28.9
51 PHILADELPHIA		546.4	15.6	0	0	0	0	0	562
54 SCHUYLKILL		0	11.7	0	0	0	0	0	11.7
65 WESTMORELAND		0	5	0	0	0	0	0	5
66 WYOMING		0	581.2	0	0	0	0	0	581.2
67 YORK		0	39.7	0	0	0	0	0	39.7
DE DELAWARE (ST)		0	88	0	0	0	0	0	88
FL FLORIDA		0	7.2	0	0	0	0	0	7.2
IL ILLINOIS		22.5	57	0	0	0	0	0	79.5
LA LOUISIANA		0	5.3	0	0	0	0	0	5.3
MD MARYLAND		204.1	41.3	0	0	0	0	0	245.4
MI MICHIGAN		0	1.2	0	0	0	0	0	1.2
NC NORTH CAROLINA		0	988	0	0	0	0	0	988
NJ NEW JERSEY		1528.9	256.9	0	0	0	0	0	1785.8
NY NEW YORK		1420.3	54.7	0	0	0	0	0	1475
Waste Totals:		81894.6	17229.1	641.6	0	93.7	0	0	99859



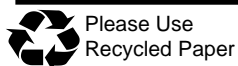
Commonwealth of Pennsylvania
 Department of Environmental Protection
 Bureau of Waste Management
 Division of Reporting and Fee Collection

 Landfill Waste Receipts
 in Tons (2000 lbs.) of Waste

For Year: Quarter:
 2016 / 4

Disposal Facility: 100963, LYCOMING COUNTY RESOURCE MANAGEMENT SERVICES LANDFILL

County/State that Generated Waste	Waste Type:	Municipal	Residual	Sewage Sludge	Processed Medical	Construction	WTE Ash Residue	Asbestos	Total
13 CARBON		0	16.9	0	0	0	0	0	16.9
14 CENTRE		0	5.4	0	0	0	0	0	5.4
18 CLINTON		37.1	26.4	0	0	0	0	0	63.5
19 COLUMBIA		10890.4	2916.9	1705.4	0	1855.7	0	0	17368.4
21 CUMBERLAND		40.6	0.4	0	0	0	0	0	41
34 JUNIATA		0	0	0	0	1.8	0	0	1.8
38 LEBANON		0.6	7.6	0	0	0	0	0	8.2
40 LUZERNE		2.3	0	0	0	0	0	2.5	4.8
41 LYCOMING		13223.4	2791.4	1907.3	0	585.1	0	7.8	18515
44 MIFFLIN		0	13	0	0	2.1	0	0	15.1
46 MONTGOMERY		0	0	0	0	0	0	1.2	1.2
47 MONTOUR		2183.2	483.1	0	128.1	406.4	0	2.1	3202.9
48 NORTHAMPTON		1.2	0	0	0	0	0	0	1.2
49 NORTHUMBERLAND		5113.5	3000.8	948.7	0	943.1	0	18.9	10025
54 SCHUYLKILL		0	25.8	0	0	0	0	26.9	52.7
55 SNYDER		2893.1	765.5	299.1	0	174	0	0	4131.7
57 SULLIVAN		29.2	0	0	0	0	0	0	29.2
59 TIOGA		10.5	0	0	0	0	0	0	10.5
60 UNION		5458.7	1997.4	813.2	0	308.9	0	0.8	8579
67 YORK		0	19.8	0	0	0	0	0	19.8
MD MARYLAND		0	0.3	0	0	0	0	0	0.3
NJ NEW JERSEY		0	367.9	0	0	0	0	304.9	672.8
WV WEST VIRGINIA		0	0.2	0	0	0	0	0	0.2
	Waste Totals:	39883.8	12438.8	5673.7	128.1	4277.1	0	365.1	62766.6



Commonwealth of Pennsylvania
 Department of Environmental Protection
 Bureau of Waste Management
 Division of Reporting and Fee Collection

 Landfill Waste Receipts
 in Tons (2000 lbs.) of Waste

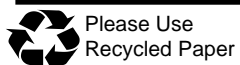
For Year: Quarter:
 2016 / 4

Disposal Facility: 100113, MODERN LANDFILL

County/State that Generated Waste	Waste Type:	Municipal	Residual	Sewage Sludge	Processed Medical	Construction	WTE Ash Residue	Asbestos	Total
01 ADAMS		532.1	441.9	70.9	0	299	0	0	1343.9
06 BERKS		0	255.2	0	0	0	0	0	255.2
09 BUCKS		0	49.2	0	0	0	0	0	49.2
13 CARBON		0	65.8	0	0	0	0	0	65.8
15 CHESTER		0	7.2	0	0	0	0	0	7.2
21 CUMBERLAND		9824.1	591.1	83.1	0	2192.1	0	31.4	12721.8
22 DAUPHIN		0	2441.1	47.4	386.1	1317.2	0	17.6	4209.4
23 DELAWARE		0	67	0	0	0	0	0	67
36 LANCASTER		0	17494	0	0	0	0	0	17494
38 LEBANON		0	3041.8	0	0	0	0	0	3041.8
39 LEHIGH		0	66	0	0	0	0	139.4	205.4
46 MONTGOMERY		18209.1	0	0	0	10844.9	0	118.6	29172.6
50 PERRY		11.6	0	0	0	0	0	363.9	375.5
51 PHILADELPHIA		44644.1	69.6	0	0	0	0	0	44713.7
54 SCHUYLKILL		0	6	0	0	0	0	0	6
67 YORK		162.8	45369.3	552.3	0	6242.8	36860.4	38.7	89226.3
CT CONNECTICUT		0	1352.2	0	0	0	0	6.5	1358.7
DC DISRICT OF COLUMBIA		0	5.2	0	0	0	0	0	5.2
DE DELAWARE (ST)		0	123.3	0	0	0	0	94.5	217.8
MD MARYLAND		0	30705.8	406.5	5380.8	417.7	0	225	37135.8
NJ NEW JERSEY		3143.4	131.6	0	0	0	0	0.5	3275.5
NY NEW YORK		0	0	0	0	0	0	0.7	0.7
VA VIRGINIA		0	110.2	0	0	0	0	0	110.2
WV WEST VIRGINIA		0	25.1	0	0	0	0	0	25.1
Waste Totals:		76527.2	102418.6	1160.2	5766.9	21313.7	36860.4	1036.8	245083.8

Disposal Facility: 100594, MONROEVILLE LANDFILL

County/State that Generated Waste	Waste Type:	Municipal	Residual	Sewage Sludge	Processed Medical	Construction	WTE Ash Residue	Asbestos	Total
02 ALLEGHENY		64216.5	20239.2	1843.9	714.8	10017.3	281.3	0	97313
03 ARMSTRONG		159.7	0	0	0	3.6	0	0	163.3
10 BUTLER		195.3	44.6	0	0	17.4	0	0	257.3
65 WESTMORELAND		1953.9	910.6	0	0	708.2	0	0	3572.7
Waste Totals:		66525.4	21194.4	1843.9	714.8	10746.5	281.3	0	101306.3



Commonwealth of Pennsylvania
 Department of Environmental Protection
 Bureau of Waste Management
 Division of Reporting and Fee Collection

 Landfill Waste Receipts
 in Tons (2000 lbs.) of Waste

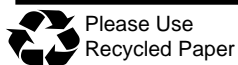
For Year: Quarter:
 2016 / 4

Disposal Facility: 101571, MOSTOLLER LANDFILL INC

County/State that Generated Waste	Waste Type:	Municipal	Residual	Sewage Sludge	Processed Medical	Construction	WTE Ash Residue	Asbestos	Total
05 BEDFORD		124.6	72.5	18.5	0	8.7	0	0	224.3
07 BLAIR		1849.4	112.4	190.2	0	449.8	0	0	2601.8
11 CAMBRIA		7630.3	464.2	145.5	0	592.8	0	0	8832.8
22 DAUPHIN		0	0	63.3	0	0	0	0	63.3
30 GREENE		0	27.5	0	0	0	0	0	27.5
31 HUNTINGDON		0	24.1	0	0	0	0	0	24.1
32 INDIANA		0	0	0	0	236.2	0	0	236.2
56 SOMERSET		6650	659.9	309.2	0	1050.9	0	0	8670
65 WESTMORELAND		3966.2	7633.9	0	0	20.6	0	0	11620.7
KY KENTUCKY		0	236.5	0	0	0	0	0	236.5
MD MARYLAND		7267.7	0	0	0	0	0	0	7267.7
Waste Totals:		27488.2	9231	726.7	0	2359	0	0	39804.9

Disposal Facility: 101100, MOUNTAIN VIEW RECLAMATION LANDFILL

County/State that Generated Waste	Waste Type:	Municipal	Residual	Sewage Sludge	Processed Medical	Construction	WTE Ash Residue	Asbestos	Total
01 ADAMS		2044.9	957.1	9.9	0	243.2	0	5.8	3260.9
05 BEDFORD		0	0	0	0	0	0	0	0
21 CUMBERLAND		4527.1	258.7	12.8	0	655.5	0	0	5454.1
22 DAUPHIN		0	6196.7	50.2	0.4	1418.9	0	0	7666.2
28 FRANKLIN		4772.3	1078.8	327.5	0	913.5	0	0	7092.1
29 FULTON		313.9	117.7	0	0	159	0	0	590.6
49 NORTHUMBERLAND		2551.2	0	0	0	18.7	0	0	2569.9
50 PERRY		430.5	0	0	0	100.6	0	0	531.1
54 SCHUYLKILL		0	0	0	0	0	0	0	0
67 YORK		0	52.8	0	0	257.6	0	0	310.4
MD MARYLAND		32079.6	5191.6	164.3	0	1346.4	0	0	38781.9
WV WEST VIRGINIA		4739.6	321.5	0	0	126.4	0	0	5187.5
Waste Totals:		51459.1	14174.9	564.7	0.4	5239.8	0	5.8	71444.7



Please Use
Recycled Paper

Phone: 717-783-9258
 Printed: 2/24/2017

Also visit our Internet WWW Site at: <http://www.dep.state.pa.us>

DISCLAIMER: While care has been taken in the preparation of this report, there is no warranty or guarantee as to the data, calculation or content accuracy. The Commonwealth reserves the right to update or change any data or presentation format without notice or liability.

Commonwealth of Pennsylvania
 Department of Environmental Protection
 Bureau of Waste Management
 Division of Reporting and Fee Collection

 Landfill Waste Receipts
 in Tons (2000 lbs.) of Waste

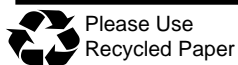
For Year: Quarter:
 2016 / 4

Disposal Facility: 100585, NORTHWEST SANITARY LANDFILL

County/State that Generated Waste	Waste Type:	Municipal	Residual	Sewage Sludge	Processed Medical	Construction	WTE Ash Residue	Asbestos	Total
02 ALLEGHENY		838.5	6.4	0	0	55.7	0	0	900.6
03 ARMSTRONG		1477.2	86.7	0	0	18.7	0	0	1582.6
04 BEAVER		13.2	7.6	0	0	0	0	0	20.8
10 BUTLER		6291.1	9084	0	0	1532.8	0	20.2	16928.1
16 CLARION		366.2	583.3	26.8	0	1.6	0	0	977.9
20 CRAWFORD		114.9	31	0	0	0	0	0	145.9
25 ERIE		0	6.8	0	0	0	0	0	6.8
30 GREENE		0	95.9	0	0	0	0	0	95.9
33 JEFFERSON		0	14.6	0	0	0	0	0	14.6
37 LAWRENCE		2685.4	56.3	0	0	26.5	0	0	2768.2
43 MERCER		159.8	2010.4	29.5	0	6.9	0	0	2206.6
61 VENANGO		761.3	759.4	0	0	35	0	0	1555.7
62 WARREN		0	0.3	0	0	0	0	0	0.3
Waste Totals:		12707.6	12742.7	56.3	0	1677.2	0	20.2	27204

Disposal Facility: 100346, PIONEER CROSSING LANDFILL

County/State that Generated Waste	Waste Type:	Municipal	Residual	Sewage Sludge	Processed Medical	Construction	WTE Ash Residue	Asbestos	Total
06 BERKS		10772.2	12557.5	678.4	0	427.7	0	0	24435.8
09 BUCKS		232.9	61.6	183.8	90.7	0	0	0	569
13 CARBON		0	0	0	191.9	0	0	0	191.9
15 CHESTER		445	399.1	69.5	0	56.3	0	0	969.9
23 DELAWARE		0	4.8	0	365.3	72.5	0	17.6	460.2
36 LANCASTER		351.1	0	0	0	10.9	0	0	362
39 LEHIGH		3526.9	2469.6	0	68.3	0	0	0	6064.8
46 MONTGOMERY		24436.9	724.2	430.2	0.8	148	53.9	0	25794
48 NORTHAMPTON		0	1651.7	0	977.6	13.2	0	0	2642.5
51 PHILADELPHIA		31.6	33.5	0	526.7	0	0	0	591.8
54 SCHUYLKILL		34.2	209.3	0	0	0	0	0	243.5
NJ NEW JERSEY		990.4	198	829.7	0	0	0	0	2018.1
NY NEW YORK		998.8	327.6	1226.5	0	0	0	0	2552.9
Waste Totals:		41820	18636.9	3418.1	2221.3	728.6	53.9	17.6	66896.4



Commonwealth of Pennsylvania
 Department of Environmental Protection
 Bureau of Waste Management
 Division of Reporting and Fee Collection

 Landfill Waste Receipts
 in Tons (2000 lbs.) of Waste

For Year: Quarter:
 2016 / 4

Disposal Facility: 101069, S.E.C.C.R.A. LANDFILL

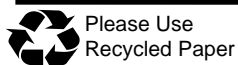
County/State that Generated Waste	Waste Type:	Municipal	Residual	Sewage Sludge	Processed Medical	Construction	WTE Ash Residue	Asbestos	Total
15 CHESTER		18483.6	695.2	680.9	0	6561.5	0	0	26421.2
Waste Totals:		18483.6	695.2	680.9	0	6561.5	0	0	26421.2

Disposal Facility: 101538, SANDY RUN LANDFILL INC.

County/State that Generated Waste	Waste Type:	Municipal	Residual	Sewage Sludge	Processed Medical	Construction	WTE Ash Residue	Asbestos	Total
05 BEDFORD		1956.8	68.5	47.8	0	72.4	0	0	2145.5
07 BLAIR		892.6	40.9	0	0	69.8	0	0	1003.3
18 CLINTON		0.3	0	0	0	0	0	0	0.3
28 FRANKLIN		0.2	0	0	0	0	0	0	0.2
29 FULTON		383.8	0	0	0	4.4	0	0	388.2
31 HUNTINGDON		889.1	87.7	90.1	0	0	0	0	1066.9
MD MARYLAND		177.7	0	0	0	0	0	0	177.7
Waste Totals:		4300.5	197.1	137.9	0	146.6	0	0	4782.1

Disposal Facility: 100403, SENECA LANDFILL INC

County/State that Generated Waste	Waste Type:	Municipal	Residual	Sewage Sludge	Processed Medical	Construction	WTE Ash Residue	Asbestos	Total
02 ALLEGHENY		12683	13445.8	0	0	1498.6	0	0	27627.4
03 ARMSTRONG		978.9	177.5	221.9	0	69	0	0	1447.3
04 BEAVER		21922	295.5	358.1	0	14.8	0	0	22590.4
10 BUTLER		21477.1	6567.6	1153.2	0	2507.7	0	0	31705.6
16 CLARION		0	2.8	20.5	0	0	0	0	23.3
20 CRAWFORD		5.9	0	898.9	0	0	0	0	904.8
25 ERIE		0	0	44	0	0	0	0	44
27 FOREST		0	0	85.6	0	0	0	0	85.6
32 INDIANA		0	84.3	0	0	0	0	0	84.3
37 LAWRENCE		178.4	4914.5	0	0	42.1	0	0	5135
43 MERCER		29013.7	1113.4	62.2	0	43.9	0	0	30233.2
61 VENANGO		0	298.3	284	0	967.6	0	0	1549.9
63 WASHINGTON		0	6.7	0	0	0	0	0	6.7
65 WESTMORELAND		936.7	114.2	858.5	0	35.4	0	0	1944.8
Waste Totals:		87195.7	27020.6	3986.9	0	5179.1	0	0	123382.3



Please Use
 Recycled Paper

Phone: 717-783-9258
 Printed: 2/24/2017

Also visit our Internet WWW Site at: <http://www.dep.state.pa.us>

DISCLAIMER: While care has been taken in the preparation of this report, there is no warranty or guarantee as to the data, calculation or content accuracy. The Commonwealth reserves the right to update or change any data or presentation format without notice or liability.

Commonwealth of Pennsylvania
 Department of Environmental Protection
 Bureau of Waste Management
 Division of Reporting and Fee Collection

 Landfill Waste Receipts
 in Tons (2000 lbs.) of Waste

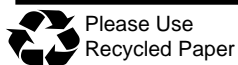
For Year: Quarter:
 2016 / 4

Disposal Facility: 100592, SOUTH HILLS LANDFILL INC

County/State that Generated Waste	Waste Type:	Municipal	Residual	Sewage Sludge	Processed Medical	Construction	WTE Ash Residue	Asbestos	Total
02 ALLEGHENY		7230.9	8916.6	266.5	0	7730.2	0	0	24144.2
26 FAYETTE		0	95.1	0	0	41.9	0	0	137
30 GREENE		0	97.1	0	0	0	0	0	97.1
63 WASHINGTON		2469.7	1082.9	0	0	859	0	0	4411.6
OH OHIO		0	48	0	0	0	0	0	48
WV WEST VIRGINIA		0	94.3	0	0	0	772.4	0	866.7
Waste Totals:		9700.6	10334	266.5	0	8631.1	772.4	0	29704.6

Disposal Facility: 100081, SOUTHERN ALLEGHENIES LANDFILL INC

County/State that Generated Waste	Waste Type:	Municipal	Residual	Sewage Sludge	Processed Medical	Construction	WTE Ash Residue	Asbestos	Total
03 ARMSTRONG		0	0	0	0	0	0	23.5	23.5
05 BEDFORD		40.4	59.7	0	0	14.8	12.9	0	127.8
07 BLAIR		10.7	99.6	0	0	0	0	2.1	112.4
10 BUTLER		8.6	0	0	0	0	0	0	8.6
11 CAMBRIA		5962.1	1681.2	63.2	0	788.7	0	41.8	8537
31 HUNTINGDON		0.9	0	0	0	0	0	0	0.9
32 INDIANA		10.9	0	0	0	0	0	0	10.9
56 SOMERSET		4091.7	186.5	537	0	349.7	0	0	5164.9
65 WESTMORELAND		11.9	12	0	0	5.5	0	0	29.4
NY NEW YORK		0	0	0	0	0	0	75.6	75.6
Waste Totals:		10137.2	2039	600.2	0	1158.7	12.9	143	14091



Please Use
Recycled Paper

Phone: 717-783-9258
 Printed: 2/24/2017

Also visit our Internet WWW Site at: <http://www.dep.state.pa.us>

DISCLAIMER: While care has been taken in the preparation of this report, there is no warranty or guarantee as to the data, calculation or content accuracy. The Commonwealth reserves the right to update or change any data or presentation format without notice or liability.

Commonwealth of Pennsylvania
 Department of Environmental Protection
 Bureau of Waste Management
 Division of Reporting and Fee Collection

 Landfill Waste Receipts
 in Tons (2000 lbs.) of Waste

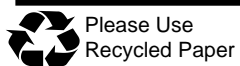
For Year: Quarter:
 2016 / 4

Disposal Facility: 100277, TERVITA SANITARY LANDFILL

County/State that Generated Waste	Waste Type:	Municipal	Residual	Sewage Sludge	Processed Medical	Construction	WTE Ash Residue	Asbestos	Total
02 ALLEGHENY		7989.9	18.3	1078.4	0	3375.3	0	114.9	12576.8
04 BEAVER		0	0	0	0	2.9	0	0	2.9
26 FAYETTE		3891.5	864.6	152.2	0	1015.5	0	0	5923.8
30 GREENE		380.9	3640.8	0	0	96	0	0	4117.7
56 SOMERSET		0	10	0	0	0	0	0	10
63 WASHINGTON		8313.6	2277.6	119.6	0	2178.9	0	5.4	12895.1
65 WESTMORELAND		5777.1	281.6	304.6	0	2429.7	0	17.5	8810.5
OH OHIO		0	176.9	0	0	0	0	0	176.9
WV WEST VIRGINIA		199.8	2798.4	0	0	56.3	0	0	3054.5
Waste Totals:		26552.8	10068.2	1654.8	0	9154.6	0	137.8	47568.2

Disposal Facility: 101494, TULLYTOWN RESOURCE RECOVERY FACILITY

County/State that Generated Waste	Waste Type:	Municipal	Residual	Sewage Sludge	Processed Medical	Construction	WTE Ash Residue	Asbestos	Total
06 BERKS		10	0	0	0	0	0	0	10
09 BUCKS		5578.4	3357	0	70.1	1243.9	3505.8	0	13755.2
13 CARBON		1.8	0	0	0	0	0	0	1.8
15 CHESTER		0	11.9	0	0	0	0	0	11.9
23 DELAWARE		2022.1	95.4	0	0	0	0	0	2117.5
39 LEHIGH		302.3	0	0	0	0	0	0	302.3
46 MONTGOMERY		1702.7	682	0	37.5	28.3	0	0	2450.5
48 NORTHAMPTON		0.8	0	0	0	0	0	0	0.8
49 NORTHUMBERLAND		0.1	0	0	0	0	0	0	0.1
51 PHILADELPHIA		13460	840.3	0	520.9	747.7	0	0	15568.9
CT CONNECTICUT		0	597.2	0	0	0	0	0	597.2
DE DELAWARE (ST)		0	90.8	0	0	0	0	0	90.8
MA MASSACHUSETTS		0	135.1	0	0	0	0	0	135.1
NJ NEW JERSEY		56054	43732.1	0	0	51552	12.7	0	151350.8
NY NEW YORK		49850.2	2736.1	0	20.2	3135.4	0	0	55741.9
Waste Totals:		128982.4	52277.9	0	648.7	56707.3	3518.5	0	242134.8



Please Use
Recycled Paper

Phone: 717-783-9258
 Printed: 2/24/2017

Also visit our Internet WWW Site at: <http://www.dep.state.pa.us>

DISCLAIMER: While care has been taken in the preparation of this report, there is no warranty or guarantee as to the data, calculation or content accuracy. The Commonwealth reserves the right to update or change any data or presentation format without notice or liability.

Commonwealth of Pennsylvania
 Department of Environmental Protection
 Bureau of Waste Management
 Division of Reporting and Fee Collection

 Landfill Waste Receipts
 in Tons (2000 lbs.) of Waste

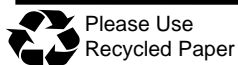
For Year: Quarter:
 2016 / 4

Disposal Facility: 100280, VALLEY LANDFILL

County/State that Generated Waste	Waste Type:	Municipal	Residual	Sewage Sludge	Processed Medical	Construction	WTE Ash Residue	Asbestos	Total
02 ALLEGHENY		5564.3	17153.2	291.3	0	2448	0	29.9	25486.7
03 ARMSTRONG		1628.5	70.8	0	0	121.5	0	0	1820.8
10 BUTLER		1.4	0	0	0	15.3	0	0	16.7
17 CLEARFIELD		0	2.6	0	0	4.8	0	55.8	63.2
26 FAYETTE		107.5	21.5	0	0	5.9	0	0	134.9
32 INDIANA		0.4	61.8	0	0	36.4	0	0	98.6
65 WESTMORELAND		22825	3200	377.5	193.6	4842.9	0	10.5	31449.5
Waste Totals:		30127.1	20509.9	668.8	193.6	7474.8	0	96.2	59070.4

Disposal Facility: 100739, WESTERN BERKS COMMUNITY LANDFILL

County/State that Generated Waste	Waste Type:	Municipal	Residual	Sewage Sludge	Processed Medical	Construction	WTE Ash Residue	Asbestos	Total
06 BERKS		12203.4	5703.9	3078.2	843.8	1088.6	0	28.1	22946
09 BUCKS		0	0	0	0	0	0	17.5	17.5
13 CARBON		0	0	52.6	0	1.5	0	7.1	61.2
15 CHESTER		0	0	0	0	0	0	13.3	13.3
23 DELAWARE		0	27.5	0	0	0	0	51	78.5
36 LANCASTER		0	39.6	0	0	0	0	0	39.6
38 LEBANON		18.6	19.8	0	0	0	0	0	38.4
39 LEHIGH		8558.6	15.9	0	0	0	0	0	8574.5
45 MONROE		0	0	0	0	0	0	6.8	6.8
46 MONTGOMERY		3542.8	133.6	1841.7	0	234.5	0	8693.4	14446
48 NORTHAMPTON		5607.4	0	0	0	0	0	14.7	5622.1
51 PHILADELPHIA		0	0	0	0	0	0	202.9	202.9
NJ NEW JERSEY		0	5506.9	0	0	0	0	101.6	5608.5
Waste Totals:		29930.8	11447.2	4972.5	843.8	1324.6	0	9136.4	57655.3



Please Use
Recycled Paper

Phone: 717-783-9258
 Printed: 2/24/2017

Also visit our Internet WWW Site at: <http://www.dep.state.pa.us>

DISCLAIMER: While care has been taken in the preparation of this report, there is no warranty or guarantee as to the data, calculation or content accuracy. The Commonwealth reserves the right to update or change any data or presentation format without notice or liability.

Commonwealth of Pennsylvania
 Department of Environmental Protection
 Bureau of Waste Management
 Division of Reporting and Fee Collection

 Landfill Waste Receipts
 in Tons (2000 lbs.) of Waste

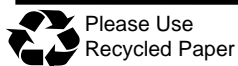
For Year: Quarter:
 2016 / 4

Disposal Facility: 400633, WHEELABRATOR FALLS INC

County/State that Generated Waste	Waste Type:	Municipal	Residual	Sewage Sludge	Processed Medical	Construction	WTE Ash Residue	Asbestos	Total
06 BERKS		0	152.3	0	0	0	0	0	152.3
09 BUCKS		40502.7	144	0	0	3284.8	0	0	43931.5
13 CARBON		0	302.4	0	0	0	0	0	302.4
15 CHESTER		0	6.4	0	0	0	0	0	6.4
22 DAUPHIN		0	31.3	0	0	0	0	0	31.3
23 DELAWARE		0	90	0	0	0	0	0	90
38 LEBANON		0	301.7	0	0	0	0	0	301.7
39 LEHIGH		0	119.6	0	0	0	0	0	119.6
40 LUZERNE		0	32.2	0	0	0	0	0	32.2
46 MONTGOMERY		1021.3	101.5	0	0	0	0	0	1122.8
51 PHILADELPHIA		29649.4	6	0	0	0	0	0	29655.4
67 YORK		0	19.4	0	0	0	0	0	19.4
CT CONNECTICUT		0	2.1	0	0	0	0	0	2.1
DE DELAWARE (ST)		0	185.3	0	0	0	0	0	185.3
MA MASSACHUSETTS		0	22.2	0	0	0	0	0	22.2
NJ NEW JERSEY		49540.9	1689.7	0	0	2097.6	0	0	53328.2
NY NEW YORK		327	107.6	0	0	0	0	0	434.6
Waste Totals:		121041.3	3313.7	0	0	5382.4	0	0	129737.4

Disposal Facility: 400561, YORK COUNTY RESOURCE RECOVERY CENTER

County/State that Generated Waste	Waste Type:	Municipal	Residual	Sewage Sludge	Processed Medical	Construction	WTE Ash Residue	Asbestos	Total
01 ADAMS		2784.9	199.9	0	0	68.6	0	0	3053.4
06 BERKS		729.5	0.8	0	0	0	0	0	730.3
21 CUMBERLAND		7014.1	565.5	0	0	21.4	0	0	7601
22 DAUPHIN		29.3	3.3	0	0	0	0	0	32.6
28 FRANKLIN		8.1	0	0	0	0	0	0	8.1
38 LEBANON		17.5	662.2	0	0	0	0	0	679.7
44 MIFFLIN		0	112.8	0	0	0	0	0	112.8
51 PHILADELPHIA		10120.3	0	0	0	0	0	0	10120.3
67 YORK		76485.8	4195.2	0	0	2793.2	0	0	83474.2
MD MARYLAND		7738.8	0	0	0	0	0	0	7738.8
Waste Totals:		104928.3	5739.7	0	0	2883.2	0	0	113551.2



Please Use
Recycled Paper

Phone: 717-783-9258
 Printed: 2/24/2017

Also visit our Internet WWW Site at: <http://www.dep.state.pa.us>

DISCLAIMER: While care has been taken in the preparation of this report, there is no warranty or guarantee as to the data, calculation or content accuracy. The Commonwealth reserves the right to update or change any data or presentation format without notice or liability.