

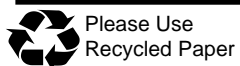
Commonwealth of Pennsylvania
 Department of Environmental Protection
 Bureau of Waste Management
 Division of Reporting and Fee Collection

 Landfill Waste Receipts
 in Tons (2000 lbs.) of Waste

For Year: Quarter:
 2017 / 2

Disposal Facility: 100419, ADVANCED DISPOSAL SERVICES CHESTNUT VALLEY LANDFILL INC

County/State that Generated Waste	Waste Type:	Municipal	Residual	Sewage Sludge	Infectious	Construction	Ash Residue	Asbestos	Total
02 ALLEGHENY		155.8	0	0	0	1	0	3.7	160.5
10 BUTLER		0	0	0	0	2.9	0	0	2.9
26 FAYETTE		14852.4	1052.5	1232.4	0	2063.2	0	44.7	19245.2
30 GREENE		2978.1	17898.2	330.9	0	1514.4	0	0	22721.6
56 SOMERSET		156.5	0	0	0	0	0	0	156.5
63 WASHINGTON		1128.4	4511.8	117.2	0	49.4	0	0	5806.8
65 WESTMORELAND		965	436	0	0	20.5	0	0	1421.5
OH OHIO		0	0	0	0	6.9	0	0	6.9
WV WEST VIRGINIA		1109.6	0	0	0	371.6	0	118.3	1599.5
Waste Totals:		21345.8	23898.5	1680.5	0	4029.9	0	166.7	51121.4



Please Use
Recycled Paper

Phone: 717-783-9258
 Printed: 7/31/2017

Also visit our Internet WWW Site at: <http://www.dep.state.pa.us>

DISCLAIMER: While care has been taken in the preparation of this report, there is no warranty or guarantee as to the data, calculation or content accuracy. The Commonwealth reserves the right to update or change any data or presentation format without notice or liability.

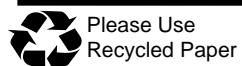
Commonwealth of Pennsylvania
 Department of Environmental Protection
 Bureau of Waste Management
 Division of Reporting and Fee Collection

 Landfill Waste Receipts
 in Tons (2000 lbs.) of Waste

For Year: Quarter:
 2017 / 2

Disposal Facility: 101397, ADVANCED DISPOSAL SERVICES GREENTREE LANDFILL LLC.

County/State that Generated Waste	Waste Type:	Municipal	Residual	Sewage Sludge	Infectious	Construction	Ash Residue	Asbestos	Total
02 ALLEGHENY		0	11.3	0	0	0	0	0	11.3
03 ARMSTRONG		0	151.3	0	0	0	0	0	151.3
07 BLAIR		14566.8	1594.7	0	0	0	0	0	16161.5
09 BUCKS		0	0	0	0	2673.3	0	0	2673.3
10 BUTLER		0	134.1	0	0	0	0	0	134.1
11 CAMBRIA		12.5	0	0	0	0	0	0	12.5
12 CAMERON		721.6	239	45.4	0	330.8	0	0	1336.8
14 CENTRE		27182.7	263.9	37	0	31.2	5.3	0	27520.1
16 CLARION		9830.5	5485.4	50.8	0	96.5	0	0	15463.2
17 CLEARFIELD		11420.7	3261.5	163.9	0	1546.4	0	0	16392.5
18 CLINTON		0	58.7	0	0	0	0	0	58.7
20 CRAWFORD		0	174.8	121.1	0	0	23.9	0	319.8
23 DELAWARE		0	4.3	0	0	0	0	0	4.3
24 ELK		2393.8	4720.2	87.8	0	827.7	0	4	8033.5
25 ERIE		0	36.1	0	0	0	0	0	36.1
27 FOREST		0	0	0	0	1.9	0	0	1.9
31 HUNTINGDON		0	0	20.6	0	0	0	0	20.6
32 INDIANA		0	77	0	0	0.7	0	0	77.7
33 JEFFERSON		4996.8	1537.5	73.4	0	434.1	0	3.5	7045.3
36 LANCASTER		0	1.7	0	0	0	0	0	1.7
42 MCKEAN		2.5	572.7	0	0	8.7	0	24.3	608.2
48 NORTHAMPTON		4879.5	0	0	0	0	0	0	4879.5
51 PHILADELPHIA		0	155.3	0	0	0	0	0	155.3
53 POTTER		0	163.9	0	0	0	0	0	163.9
61 VENANGO		0	81.9	80.4	0	0	0	0	162.3
62 WARREN		5821.2	451.2	11.2	0	21.5	0	5.5	6310.6
63 WASHINGTON		0	5.9	0	0	0	0	0	5.9
65 WESTMORELAND		0	0.2	0	0	0	0	0	0.2
CT CONNECTICUT		0	244.5	0	0	0	0	0	244.5
MA MASSACHUSETTS		14.7	0	0	0	11.4	0	0	26.1
NJ NEW JERSEY		11303.8	3271.3	0	0	0	0	0	14575.1
NY NEW YORK		17811.3	1036.3	0	0	74.3	0	48.2	18970.1
VA VIRGINIA		0	15	0	0	0	0	0	15
Waste Totals:		110958.4	23749.7	691.6	0	6058.5	29.2	85.5	141572.9



Commonwealth of Pennsylvania
 Department of Environmental Protection
 Bureau of Waste Management
 Division of Reporting and Fee Collection

 Landfill Waste Receipts
 in Tons (2000 lbs.) of Waste

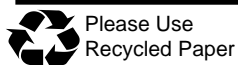
For Year: Quarter:
 2017 / 2

Disposal Facility: 100933, ALLIANCE SANITARY LANDFILL INC

County/State that Generated Waste	Waste Type:	Municipal	Residual	Sewage Sludge	Infectious	Construction	Ash Residue	Asbestos	Total
08 BRADFORD		0	217.1	0	0	0	0	0	217.1
19 COLUMBIA		0	38.4	0	0	0	0	0	38.4
35 LACKAWANNA		11200.5	1230.8	58.6	214.8	553.9	0	77	13335.6
39 LEHIGH		0	0	0	0	0	0	7.2	7.2
40 LUZERNE		21766.5	1565.2	5292.2	0	1465.9	0	753.3	30843.1
45 MONROE		6775.6	115.8	0	0	144	0	0	7035.4
48 NORTHAMPTON		0	1641.7	0	0	0	0	0	1641.7
52 PIKE		2950.9	49.8	0	0	2.7	0	0	3003.4
54 SCHUYLKILL		0	203.3	0	0	29.3	0	0	232.6
58 SUSQUEHANNA		1341.5	750.2	110.3	0	25.4	0	0	2227.4
64 WAYNE		3950.4	52.4	0	0	0.9	0	0	4003.7
66 WYOMING		1879.5	1977	0	0	52.9	0	0	3909.4
CT CONNECTICUT		0	0	0	0	54.8	0	149.2	204
MD MARYLAND		0	0	0	0	0	0	35.2	35.2
NJ NEW JERSEY		0	0.6	0	0	0	0	77.4	78
NY NEW YORK		863.1	0	0	0	0	0	53.4	916.5
Waste Totals:		50728	7842.3	5461.1	214.8	2329.8	0	1152.7	67728.7

Disposal Facility: 100172, ARDEN LANDFILL INC.

County/State that Generated Waste	Waste Type:	Municipal	Residual	Sewage Sludge	Infectious	Construction	Ash Residue	Asbestos	Total
02 ALLEGHENY		19141.2	1789.8	0	0	1509	0	0	22440
04 BEAVER		19991.6	267.4	153.3	0	116.7	0	0	20529
10 BUTLER		98.9	220.8	0	0	49	0	0	368.7
26 FAYETTE		317.7	328.1	0	0	5.3	0	0	651.1
27 FOREST		0	0.3	0	0	0	0	0	0.3
30 GREENE		1481.6	14931	0	0	1520.8	0	0	17933.4
63 WASHINGTON		17351.1	55850.2	1980.4	146.3	3017.9	0	0	78345.9
65 WESTMORELAND		0	276	0	0	0	0	0	276
OH OHIO		955.6	2057	0	0	22.5	0	0	3035.1
WV WEST VIRGINIA		1859.4	2388.9	0	0	641	417	0	5306.3
Waste Totals:		61197.1	78109.5	2133.7	146.3	6882.2	417	0	148885.8



Commonwealth of Pennsylvania
 Department of Environmental Protection
 Bureau of Waste Management
 Division of Reporting and Fee Collection

 Landfill Waste Receipts
 in Tons (2000 lbs.) of Waste

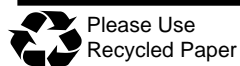
For Year: Quarter:
 2017 / 2

Disposal Facility: 100020, BETHLEHEM LANDFILL

County/State that Generated Waste	Waste Type:	Municipal	Residual	Sewage Sludge	Infectious	Construction	Ash Residue	Asbestos	Total
06 BERKS		0.9	0	0	0	0	0	0	0.9
09 BUCKS		3448.6	438.7	0	0	208	0	0	4095.3
23 DELAWARE		0	0	0	0	0	0	105.6	105.6
39 LEHIGH		7105.2	903.9	0	0	830.2	0	5.6	8844.9
46 MONTGOMERY		113.6	11.5	0	0	0.5	0	0	125.6
48 NORTHAMPTON		21564.6	163.1	0	0	3071.9	0	21.4	24821
51 PHILADELPHIA		0	0	0	0	618.9	0	0	618.9
NJ NEW JERSEY		11617.8	4161.6	0	0	8376.3	0	0	24155.7
NY NEW YORK		19380.8	1306.4	86.5	0	878.8	0	997.6	22650.1
Waste Totals:		63231.5	6985.2	86.5	0	13984.6	0	1130.2	85418

Disposal Facility: 101243, BRADFORD COUNTY SANITARY LANDFILL

County/State that Generated Waste	Waste Type:	Municipal	Residual	Sewage Sludge	Infectious	Construction	Ash Residue	Asbestos	Total
08 BRADFORD		6540.6	4251.7	305.8	0	3211.8	0	0	14309.9
19 COLUMBIA		0.7	0	0	0	0	0	0	0.7
53 POTTER		3.6	0	34.6	0	4.8	0	0	43
57 SULLIVAN		841	15.1	9.9	0	172.7	0	0	1038.7
58 SUSQUEHANNA		313.6	0	0	0	10.3	0	0	323.9
59 TIOGA		5059.3	5371.2	466.6	0	292.1	0	0	11189.2
62 WARREN		0.1	0	0	0	0	0	0	0.1
66 WYOMING		824.7	153.5	0	0	131.1	0	0	1109.3
Waste Totals:		13583.6	9791.5	816.9	0	3822.8	0	0	28014.8



Please Use
Recycled Paper

Phone: 717-783-9258
 Printed: 7/31/2017

Also visit our Internet WWW Site at: <http://www.dep.state.pa.us>

DISCLAIMER: While care has been taken in the preparation of this report, there is no warranty or guarantee as to the data, calculation or content accuracy. The Commonwealth reserves the right to update or change any data or presentation format without notice or liability.

Commonwealth of Pennsylvania
 Department of Environmental Protection
 Bureau of Waste Management
 Division of Reporting and Fee Collection

 Landfill Waste Receipts
 in Tons (2000 lbs.) of Waste

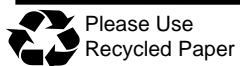
For Year: Quarter:
 2017 / 2

Disposal Facility: 100361, Casella McKean County Landfill

County/State that Generated Waste	Waste Type:	Municipal	Residual	Sewage Sludge	Infectious	Construction	Ash Residue	Asbestos	Total
07 BLAIR		0	10.7	11.2	0	0	0	0	21.9
12 CAMERON		9	95.8	49	0	40.5	0	0	194.3
14 CENTRE		0	7.9	0	0	0	0	0	7.9
16 CLARION		0	0	69.9	0	0	0	0	69.9
17 CLEARFIELD		0	58.9	410.7	0	0	0	0	469.6
20 CRAWFORD		18.5	14	198.4	0	0	0	0	230.9
24 ELK		2385.7	503	1199.9	0	1348.4	0	0	5437
25 ERIE		0	40.5	0	0	0	0	0	40.5
27 FOREST		19.3	0	0	0	0	0	0	19.3
31 HUNTINGDON		0	0	6.5	0	0	0	0	6.5
33 JEFFERSON		79.9	31.8	137	0	0	0	0	248.7
42 MCKEAN		4304.8	8671.1	1248.1	0	1510.1	967.4	0	16701.5
53 POTTER		0	74.9	0	0	0	0	0	74.9
62 WARREN		7330.1	774.4	728.2	0	169.5	0	0	9002.2
CT CONNECTICUT		0	7.8	0	0	0	0	0	7.8
NY NEW YORK		0	0	0	0	33.8	0	0	33.8
Waste Totals:		14147.3	10290.8	4058.9	0	3102.3	967.4	0	32566.7

Disposal Facility: 100944, CHESTER COUNTY SWA LANCHESTER LANDFILL

County/State that Generated Waste	Waste Type:	Municipal	Residual	Sewage Sludge	Infectious	Construction	Ash Residue	Asbestos	Total
06 BERKS		2107.1	5527.2	0	0	1331.6	3123.6	0	12089.5
09 BUCKS		0	0	0	0	0	1050.4	0	1050.4
15 CHESTER		56367.7	958.2	1334.6	0	8142.8	0	19.6	66822.9
23 DELAWARE		0	0	0	0	2	0	0	2
36 LANCASTER		67.2	36.8	8.2	0	116.4	0	0	228.6
38 LEBANON		0	16.1	0	0	0	0	0	16.1
46 MONTGOMERY		1079.5	9.2	0	0	31.8	12955.8	0	14076.3
51 PHILADELPHIA		0	0	0	0	624.2	0	0	624.2
Waste Totals:		59621.5	6547.5	1342.8	0	10248.8	17129.8	19.6	94910



Please Use
Recycled Paper

Phone: 717-783-9258
 Printed: 7/31/2017

Also visit our Internet WWW Site at: <http://www.dep.state.pa.us>

DISCLAIMER: While care has been taken in the preparation of this report, there is no warranty or guarantee as to the data, calculation or content accuracy. The Commonwealth reserves the right to update or change any data or presentation format without notice or liability.

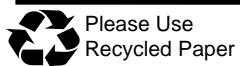
Commonwealth of Pennsylvania
 Department of Environmental Protection
 Bureau of Waste Management
 Division of Reporting and Fee Collection

 Landfill Waste Receipts
 in Tons (2000 lbs.) of Waste

For Year: Quarter:
 2017 / 2

Disposal Facility: 100022, CHRIN BROTHERS SANITARY LANDFILL

County/State that Generated Waste	Waste Type:	Municipal	Residual	Sewage Sludge	Infectious	Construction	Ash Residue	Asbestos	Total
06 BERKS		0.6	11.6	0	0	21.3	0	0	33.5
09 BUCKS		637.9	8	0	0	515.8	0	6.7	1168.4
13 CARBON		197.2	0	0	0	78.7	0	0	275.9
39 LEHIGH		8570.8	187.7	0	0	3698.8	0	40.9	12498.2
45 MONROE		0	0	0	0	2.5	0	0	2.5
46 MONTGOMERY		0	4.4	0	0	30.1	0	2.1	36.6
48 NORTHAMPTON		17018.7	1416.3	1985.3	0	6854.6	0	28.5	27303.4
52 PIKE		0	0	0	0	13.9	0	0	13.9
NJ NEW JERSEY		2027.6	10.6	0	0	611.8	0	91.8	2741.8
Waste Totals:		28452.8	1638.6	1985.3	0	11827.5	0	170	44074.2



Please Use
Recycled Paper

Phone: 717-783-9258
 Printed: 7/31/2017

Also visit our Internet WWW Site at: <http://www.dep.state.pa.us>

DISCLAIMER: While care has been taken in the preparation of this report, there is no warranty or guarantee as to the data, calculation or content accuracy. The Commonwealth reserves the right to update or change any data or presentation format without notice or liability.

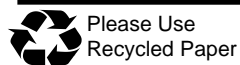
Commonwealth of Pennsylvania
 Department of Environmental Protection
 Bureau of Waste Management
 Division of Reporting and Fee Collection

 Landfill Waste Receipts
 in Tons (2000 lbs.) of Waste

For Year: Quarter:
 2017 / 2

Disposal Facility: 100955, CLINTON COUNTY SWA WAYNE TOWNSHIP LANDFILL

County/State that Generated Waste	Waste Type:	Municipal	Residual	Sewage Sludge	Infectious	Construction	Ash Residue	Asbestos	Total
04 BEAVER		0	0	0	0	0	0	0.7	0.7
06 BERKS		0	0	0	0	21	0	0	21
07 BLAIR		0	0	0	0	58.7	0	43.2	101.9
08 BRADFORD		0	0	0	0	95.7	0	4.1	99.8
09 BUCKS		0	0	0	0	62.3	0	0	62.3
11 CAMBRIA		0	0	0	0	0	0	0.1	0.1
12 CAMERON		0	0	0	0	0	0	0.1	0.1
14 CENTRE		831.4	394.8	564.6	0	50.5	0	133.9	1975.2
17 CLEARFIELD		687.2	23.7	0	0	100.6	0	2.5	814
18 CLINTON		8172.8	2170.1	858.6	0.2	1588.7	0	12.7	12803.1
19 COLUMBIA		3.2	1552.2	0	0	104.1	0	0.4	1659.9
21 CUMBERLAND		0	111.4	0	0	0	0	2.1	113.5
22 DAUPHIN		6.7	0	0	0	0	0	0	6.7
24 ELK		0	0	0	0	0	0	35.5	35.5
29 FULTON		0	0	0	0	19.3	0	0	19.3
31 HUNTINGDON		29	38.9	0	0	39.9	0	1.8	109.6
33 JEFFERSON		0	0	0	0	0	0	3.5	3.5
34 JUNIATA		2491.6	1315.9	0	0	252.9	0	0	4060.4
35 LACKAWANNA		0	0	0	0	0	0	4.5	4.5
37 LAWRENCE		0	0	0	0	0	0	1.3	1.3
40 LUZERNE		8298.9	444.6	125.1	0	161.6	0	10.9	9041.1
41 LYCOMING		4446.2	5085.6	128.7	0	1930.4	0	17.9	11608.8
42 MCKEAN		0	0	0	0	0	0	0.2	0.2
44 MIFFLIN		5505.6	439	135.6	0	781.4	0	2	6863.6
47 MONTOUR		21.1	2.8	0	0	0	0	0	23.9
49 NORTHUMBERLAND		5087.3	164.2	481.3	0	540.4	0	3.5	6276.7
50 PERRY		2116	0.7	0	0	241.3	0	0	2358
51 PHILADELPHIA		0	0	0	0	43.3	0	0	43.3
53 POTTER		0	0.5	0	0	0	0	0	0.5
55 SNYDER		775.7	20.8	0	0	446.2	0	0	1242.7
57 SULLIVAN		0	0	0	0	121.2	0	0	121.2
59 TIOGA		14.2	81.3	0	0	18.7	0	0	114.2
60 UNION		154.4	129.7	0	0	124.7	0	9.6	418.4
63 WASHINGTON		0	0	0	0	0	0	0.1	0.1
65 WESTMORELAND		0	0	0	0	0	0	1.2	1.2



Commonwealth of Pennsylvania
 Department of Environmental Protection
 Bureau of Waste Management
 Division of Reporting and Fee Collection

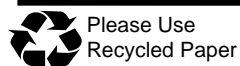
 Landfill Waste Receipts
 in Tons (2000 lbs.) of Waste

For Year: Quarter:
 2017 / 2

CT CONNECTICUT	0	0	0	0	0	0	0	240.4	240.4
MD MARYLAND	0	0	0	0	0	0	0	0.6	0.6
NJ NEW JERSEY	287.7	0	0	0	0	0	0	0	287.7
NY NEW YORK	0	0	2053	0	0	0	0	0	2053
Waste Totals:	38929	11976.2	4346.9	0.2	6802.9	0	532.8	62588	

Disposal Facility: 101615, COMMONWEALTH ENVIRONMENTAL SYSTEMS LANDFILL

County/State that Generated Waste	Waste Type:	Municipal	Residual	Sewage Sludge	Infectious	Construction	Ash Residue	Asbestos	Total
06 BERKS		1235.7	836.7	42.4	0	7840.9	0	0	9955.7
09 BUCKS		0	376.4	0	0	0	0	0	376.4
13 CARBON		4674.5	0	0	0	99.3	0	0	4773.8
22 DAUPHIN		0	268.8	15.2	0	353.9	0	0	637.9
38 LEBANON		0	331.4	0	0	0	0	0	331.4
39 LEHIGH		5520.7	0	0	0	109.3	0	0	5630
40 LUZERNE		6399.9	1524.4	522.2	68.2	100.8	0	0	8615.5
48 NORTHAMPTON		858.4	0	0	0	0	0	0	858.4
49 NORTHUMBERLAND		8890.6	153	68.6	0	62.9	0	0	9175.1
51 PHILADELPHIA		0	0	0	0	2982.8	0	0	2982.8
54 SCHUYLKILL		38938.1	4563.2	1024.7	56.2	1892.1	0	0	46474.3
CT CONNECTICUT		153.6	0	0	0	530	0	0	683.6
NJ NEW JERSEY		5662	616.2	0	0	19825.3	0	0	26103.5
NY NEW YORK		33870.5	6461.9	4577.8	0	2861	0	0	47771.2
Waste Totals:		106204	15132	6250.9	124.4	36658.3	0	0	164369.6



Please Use
Recycled Paper

Phone: 717-783-9258
 Printed: 7/31/2017

Also visit our Internet WWW Site at: <http://www.dep.state.pa.us>

DISCLAIMER: While care has been taken in the preparation of this report, there is no warranty or guarantee as to the data, calculation or content accuracy. The Commonwealth reserves the right to update or change any data or presentation format without notice or liability.

Commonwealth of Pennsylvania
 Department of Environmental Protection
 Bureau of Waste Management
 Division of Reporting and Fee Collection

 Landfill Waste Receipts
 in Tons (2000 lbs.) of Waste

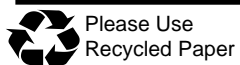
For Year: Quarter:
 2017 / 2

Disposal Facility: 101509, CONNESTOGA LANDFILL

County/State that Generated Waste	Waste Type:	Municipal	Residual	Sewage Sludge	Infectious	Construction	Ash Residue	Asbestos	Total
06 BERKS		23798.1	8957.5	151.9	3690.7	252.5	0	932.7	37783.4
09 BUCKS		30889	366.1	0	0	44.2	0	14	31313.3
13 CARBON		19.3	0	0	0	0	0	0	19.3
15 CHESTER		0	2656.9	0	0	33	0	24.2	2714.1
23 DELAWARE		1748.8	2607.1	0	23.6	0	7.1	90.2	4476.8
36 LANCASTER		0	1213.5	0	0	0	0	0	1213.5
39 LEHIGH		6121.1	343.2	0	0	0	0	0	6464.3
40 LUZERNE		0	0	0	0	0	0	1.5	1.5
46 MONTGOMERY		7512.2	14112.1	0	0	794.2	0	54.9	22473.4
48 NORTHAMPTON		0	345.9	0	0	0	0	0	345.9
51 PHILADELPHIA		5951.6	7696.5	0	49.4	2050.4	0	17.7	15765.6
DE DELAWARE (ST)		0	269.3	0	0	0	0	3	272.3
MD MARYLAND		0	191.6	0	0	0	0	0	191.6
NJ NEW JERSEY		79336.9	14461.1	0	0	18860.6	0	100.9	112759.5
NY NEW YORK		1786.1	846.5	0	0	92.6	0	0	2725.2
Waste Totals:		157163.1	54067.3	151.9	3763.7	22127.5	7.1	1239.1	238519.7

Disposal Facility: 400593, COVANTA DELAWARE VALLEY

County/State that Generated Waste	Waste Type:	Municipal	Residual	Sewage Sludge	Infectious	Construction	Ash Residue	Asbestos	Total
15 CHESTER		4.6	5.7	0	0	0	0	0	10.3
23 DELAWARE		97689.4	393.3	0	0	0	0	0	98082.7
39 LEHIGH		28.4	251	0	0	0	0	0	279.4
46 MONTGOMERY		0	2.1	0	0	0	0	0	2.1
51 PHILADELPHIA		81787.7	701.5	0	0	0	0	0	82489.2
DE DELAWARE (ST)		54564.2	440.8	0	0	0	0	0	55005
MD MARYLAND		9567	6.9	0	0	0	0	0	9573.9
NC NORTH CAROLINA		1729.6	715.9	0	0	0	0	0	2445.5
NJ NEW JERSEY		53628.2	970.6	0	0	0	0	0	54598.8
NY NEW YORK		28949.8	81.4	0	0	0	0	0	29031.2
VA VIRGINIA		1087.3	315.5	0	0	0	0	0	1402.8
Waste Totals:		329036.2	3884.7	0	0	0	0	0	332920.9



Please Use
Recycled Paper

Phone: 717-783-9258
 Printed: 7/31/2017

Also visit our Internet WWW Site at: <http://www.dep.state.pa.us>

DISCLAIMER: While care has been taken in the preparation of this report, there is no warranty or guarantee as to the data, calculation or content accuracy. The Commonwealth reserves the right to update or change any data or presentation format without notice or liability.

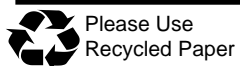
Commonwealth of Pennsylvania
 Department of Environmental Protection
 Bureau of Waste Management
 Division of Reporting and Fee Collection

 Landfill Waste Receipts
 in Tons (2000 lbs.) of Waste

For Year: Quarter:
 2017 / 2

Disposal Facility: 400558, COVANTA PLYMOUTH RENEWABLE ENERGY

County/State that Generated Waste	Waste Type:	Municipal	Residual	Sewage Sludge	Infectious	Construction	Ash Residue	Asbestos	Total
06 BERKS		80.6	104.8	0	0	0	0	0	185.4
09 BUCKS		10357.1	446.9	0	0	0	0	0	10804
15 CHESTER		167.2	99.7	0	0	0	0	0	266.9
23 DELAWARE		1651.9	0	0	0	0	0	0	1651.9
39 LEHIGH		1533.5	691.6	0	0	0	0	0	2225.1
46 MONTGOMERY		76677.1	2277.9	0	0	0	0	0	78955
48 NORTHAMPTON		10.7	211	0	0	0	0	0	221.7
51 PHILADELPHIA		7784.8	18	0	0	0	0	0	7802.8
NJ NEW JERSEY		1754.6	0	0	0	0	0	0	1754.6
Waste Totals:		100017.5	3849.9	0	0	0	0	0	103867.4



Please Use
Recycled Paper

Phone: 717-783-9258
 Printed: 7/31/2017

Also visit our Internet WWW Site at: <http://www.dep.state.pa.us>

DISCLAIMER: While care has been taken in the preparation of this report, there is no warranty or guarantee as to the data, calculation or content accuracy. The Commonwealth reserves the right to update or change any data or presentation format without notice or liability.

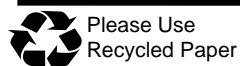
Commonwealth of Pennsylvania
 Department of Environmental Protection
 Bureau of Waste Management
 Division of Reporting and Fee Collection

 Landfill Waste Receipts
 in Tons (2000 lbs.) of Waste

For Year: Quarter:
 2017 / 2

Disposal Facility: 100945, CUMBERLAND COUNTY LANDFILL

County/State that Generated Waste	Waste Type:	Municipal	Residual	Sewage Sludge	Infectious	Construction	Ash Residue	Asbestos	Total
01 ADAMS		1906.4	0	0	0	4.1	0	0	1910.5
05 BEDFORD		7861.2	712.8	0	0	0	0	0	8574
06 BERKS		489.5	0	0	0	129.2	0	0	618.7
09 BUCKS		0	123.1	16.8	0	0	0	0	139.9
21 CUMBERLAND		6629.9	4329.4	1004.5	0	14646.4	0	93.3	26703.5
22 DAUPHIN		0	1969.8	137.4	0	69.7	0	112.1	2289
28 FRANKLIN		1042	558.5	24.1	0	39.1	0	14.7	1678.4
31 HUNTINGDON		7686.2	464.6	0	0	2.5	0	0	8153.3
34 JUNIATA		0	889.7	0	0	222.4	0	0	1112.1
36 LANCASTER		0	0	170.5	0	0	0	0	170.5
38 LEBANON		0	2521	0	0	0	0	0	2521
39 LEHIGH		2755.3	0	0	0	0	0	0	2755.3
44 MIFFLIN		0	0	0	0	3.2	0	0	3.2
46 MONTGOMERY		0	63.8	299.2	0	0	0	433.5	796.5
48 NORTHAMPTON		17	0	0	0	0	0	0	17
49 NORTHUMBERLAND		0	0	0	0	1.9	0	0	1.9
50 PERRY		304.8	0	110.8	0	757.8	0	514.7	1688.1
51 PHILADELPHIA		209.8	205	0	0	0	0	0	414.8
54 SCHUYLKILL		0	443.2	0	0	0	0	0	443.2
67 YORK		0	2535.2	237.6	0	11.2	0	0	2784
CT CONNECTICUT		0	110.6	0	0	0	0	0	110.6
DE DELAWARE (ST)		0	100.5	0	0	0	0	0	100.5
MD MARYLAND		21857.4	404.6	2638.9	0	0	0	290.2	25191.1
NJ NEW JERSEY		54722.8	5030.5	0	0	24.2	0	64.7	59842.2
NY NEW YORK		0	0	17956.4	0	0	0	46.8	18003.2
Waste Totals:		105482.3	20462.3	22596.2	0	15911.7	0	1570	166022.5



Please Use
Recycled Paper

Phone: 717-783-9258
 Printed: 7/31/2017

Also visit our Internet WWW Site at: <http://www.dep.state.pa.us>

DISCLAIMER: While care has been taken in the preparation of this report, there is no warranty or guarantee as to the data, calculation or content accuracy. The Commonwealth reserves the right to update or change any data or presentation format without notice or liability.

Commonwealth of Pennsylvania
 Department of Environmental Protection
 Bureau of Waste Management
 Division of Reporting and Fee Collection

 Landfill Waste Receipts
 in Tons (2000 lbs.) of Waste

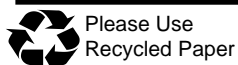
For Year: Quarter:
 2017 / 2

Disposal Facility: 100345, DELAWARE COUNTY SWA ROLLING HILLS LANDFILL

County/State that Generated Waste	Waste Type:	Municipal	Residual	Sewage Sludge	Infectious	Construction	Ash Residue	Asbestos	Total
06 BERKS		15038	14343.1	23	0	5115	0	0.3	34519.4
09 BUCKS		0	0	0	0	12216.9	0	0	12216.9
15 CHESTER		13.3	0	0	0	32.1	0	0	45.4
23 DELAWARE		2567.4	0	0	0	0	108766.3	0	111333.7
46 MONTGOMERY		3459.8	493.2	0	0	6783	8780.8	0	19516.8
51 PHILADELPHIA		0	0	0	0	7578.7	0	0	7578.7
NJ NEW JERSEY		0	36097.2	0	0	1355.9	0	0	37453.1
Waste Totals:		21078.5	50933.5	23	0	33081.6	117547.1	0.3	222664

Disposal Facility: 100434, EVERGREEN LANDFILL

County/State that Generated Waste	Waste Type:	Municipal	Residual	Sewage Sludge	Infectious	Construction	Ash Residue	Asbestos	Total
03 ARMSTRONG		3327.1	129.8	22.4	0	229.1	0	0	3708.4
07 BLAIR		0.5	0	0	0	0	0	0	0.5
10 BUTLER		0	20.4	0	0	0	0	0	20.4
11 CAMBRIA		5.1	39481.3	0	0	11.4	0	0	39497.8
17 CLEARFIELD		12	0	0	0	7.4	0	0	19.4
26 FAYETTE		7.3	0	0	0	1.1	0	0	8.4
32 INDIANA		10034.7	1274.8	505	0	2135	0	0	13949.5
33 JEFFERSON		590.7	754.4	199	0	23.9	0	0	1568
65 WESTMORELAND		4022	3385	331.5	0	286.5	0	0	8025
Waste Totals:		17999.4	45045.7	1057.9	0	2694.4	0	0	66797.4



Commonwealth of Pennsylvania
 Department of Environmental Protection
 Bureau of Waste Management
 Division of Reporting and Fee Collection

 Landfill Waste Receipts
 in Tons (2000 lbs.) of Waste

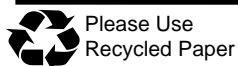
For Year: Quarter:
 2017 / 2

Disposal Facility: 101699, FAIRLESS LANDFILL

County/State that Generated Waste	Waste Type:	Municipal	Residual	Sewage Sludge	Infectious	Construction	Ash Residue	Asbestos	Total
06 BERKS		61.8	113.6	0	0	0	0	0	175.4
09 BUCKS		20870.4	23851.5	2842.6	150.7	4716.1	30084.7	269.8	82785.8
13 CARBON		19.2	0	0	0	0	0	0	19.2
15 CHESTER		0	28	0	0	0	0	0	28
19 COLUMBIA		0	0	0	0	0	0	2.6	2.6
22 DAUPHIN		4.6	0	0	0	79.7	0	0	84.3
23 DELAWARE		14030.2	1162.1	379.9	0	116.7	0	3.6	15692.5
39 LEHIGH		1039.4	0	0	0	0	0	0	1039.4
40 LUZERNE		11.6	0	0	0	0	0	0	11.6
46 MONTGOMERY		5426.3	7227.9	1356.8	68.3	2628.9	18.8	193.1	16920.1
48 NORTHAMPTON		3.5	0	0	0	0	0	0	3.5
51 PHILADELPHIA		127418.1	1572.1	2879.3	1065.9	2855.4	21.5	43.6	135855.9
52 PIKE		0	0	0	0	0.4	0	0	0.4
CT CONNECTICUT		0	20.6	0	0	14.2	0	1.6	36.4
DE DELAWARE (ST)		0	1457.2	0	0	24.4	0	13.4	1495
MA MASSACHUSETTS		0	375	0	0	0	0	0	375
MD MARYLAND		7.4	0	0	0	0	0	8.9	16.3
NH NEW HAMPSHIRE		70.9	0	0	0	1.3	0	0	72.2
NJ NEW JERSEY		252127.1	33435.8	5301.9	0	147714.4	8131.3	822.9	447533.4
NY NEW YORK		186755.1	4719.1	0	42.8	24838.6	0	904.5	217260.1
Waste Totals:		607845.6	73962.9	12760.5	1327.7	182990.1	38256.3	2264	919407.1

Disposal Facility: 101680, G.R.O.W.S. NORTH

County/State that Generated Waste	Waste Type:	Municipal	Residual	Sewage Sludge	Infectious	Construction	Ash Residue	Asbestos	Total
NJ NEW JERSEY		0	151.9	0	0	0	0	0	151.9
NY NEW YORK		0	1090.6	0	0	0	0	0	1090.6
Waste Totals:		0	1242.5	0	0	0	0	0	1242.5



Commonwealth of Pennsylvania
 Department of Environmental Protection
 Bureau of Waste Management
 Division of Reporting and Fee Collection

 Landfill Waste Receipts
 in Tons (2000 lbs.) of Waste

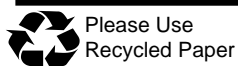
For Year: Quarter:
 2017 / 2

Disposal Facility: 100265, GRAND CENTRAL SANITARY LANDFILL INC

County/State that Generated Waste	Waste Type:	Municipal	Residual	Sewage Sludge	Infectious	Construction	Ash Residue	Asbestos	Total
06 BERKS		986.8	46.6	0	0	13.7	0	0	1047.1
09 BUCKS		2208.9	18.9	0	45.8	11	0	0	2284.6
13 CARBON		1923	17.9	141.3	0	171.6	0	0	2253.8
35 LACKAWANNA		2.2	0	0	0	0.5	0	0	2.7
39 LEHIGH		27707.3	944.6	70.2	180.5	426	0	14.2	29342.8
40 LUZERNE		6.2	0	0	0	2.4	0	0	8.6
45 MONROE		20923.8	896.5	532.3	2003.4	6825.6	0	0	31181.6
46 MONTGOMERY		1462.7	0	11.9	9.6	73.1	0	0	1557.3
48 NORTHAMPTON		23712.1	2825.2	2247.2	16.9	2365.8	0	0	31167.2
52 PIKE		195.4	0	0	0	42.3	0	0	237.7
MA MASSACHUSETTS		0	84.4	0	0	0	0	0	84.4
NJ NEW JERSEY		32065.7	14843	165.5	0	2226	19200.5	560.3	69061
NY NEW YORK		4610	3.5	0	109.6	469.7	0	55	5247.8
Waste Totals:		115804.1	19680.6	3168.4	2365.8	12627.7	19200.5	629.5	173476.6

Disposal Facility: 101544, GREATER LEBANON REFUSE AUTHORITY LANDFILL

County/State that Generated Waste	Waste Type:	Municipal	Residual	Sewage Sludge	Infectious	Construction	Ash Residue	Asbestos	Total
38 LEBANON		22658.7	6663.1	619.4	0	6524.2	0	0	36465.4
Waste Totals:		22658.7	6663.1	619.4	0	6524.2	0	0	36465.4



Please Use
Recycled Paper

Phone: 717-783-9258
 Printed: 7/31/2017

Also visit our Internet WWW Site at: <http://www.dep.state.pa.us>

DISCLAIMER: While care has been taken in the preparation of this report, there is no warranty or guarantee as to the data, calculation or content accuracy. The Commonwealth reserves the right to update or change any data or presentation format without notice or liability.

Commonwealth of Pennsylvania
 Department of Environmental Protection
 Bureau of Waste Management
 Division of Reporting and Fee Collection

 Landfill Waste Receipts
 in Tons (2000 lbs.) of Waste

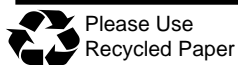
For Year: Quarter:
 2017 / 2

Disposal Facility: 100281, GREENRIDGE RECLAMATION LANDFILL

County/State that Generated Waste	Waste Type:	Municipal	Residual	Sewage Sludge	Infectious	Construction	Ash Residue	Asbestos	Total
02 ALLEGHENY		18927.6	2133.6	1616.7	0	690.9	0	25.6	23394.4
03 ARMSTRONG		0	0	0	0	20.5	0	0	20.5
10 BUTLER		0	0	115.6	0	0	0	0	115.6
25 ERIE		0	0	0	0	0	0	0.1	0.1
26 FAYETTE		874.4	217.2	141.3	0	330.7	0	2.3	1565.9
32 INDIANA		9.4	0	0	0	17.9	0	0	27.3
56 SOMERSET		275.8	0	0	0	109.3	0	0	385.1
63 WASHINGTON		600.3	190.8	538.5	0	288.1	0	0	1617.7
65 WESTMORELAND		15758.8	8963.4	5268.8	0	3421.2	0	5.2	33417.4
MD MARYLAND		0	0	0	0	0	0	0.4	0.4
WV WEST VIRGINIA		12.6	4666.2	0	647.2	0	0	6.8	5332.8
Waste Totals:		36458.9	16171.2	7680.9	647.2	4878.6	0	40.4	65877.2

Disposal Facility: 100934, IESI PA BLUE RIDGE LANDFILL CORP

County/State that Generated Waste	Waste Type:	Municipal	Residual	Sewage Sludge	Infectious	Construction	Ash Residue	Asbestos	Total
01 ADAMS		6093.3	488.4	0	0	1629.7	0	0	8211.4
13 CARBON		0	67.3	0	0	0	0	0	67.3
21 CUMBERLAND		4152	306.8	234.6	0	1838.1	0	9.9	6541.4
22 DAUPHIN		0	0	0	0	98.7	0	5.3	104
28 FRANKLIN		20180.6	5079.3	2522.3	0	4024.7	0	1.9	31808.8
29 FULTON		21	0	0	0	68.5	0	0	89.5
46 MONTGOMERY		0	0	0	0	4.2	0	2.5	6.7
50 PERRY		10	0	0	0	0	0	0	10
67 YORK		0	26.5	0	0	61.6	0	0	88.1
DC DISRICT OF COLUMBIA		13120.7	0	0	0	0	0	0	13120.7
DE DELAWARE (ST)		0	739.8	0	0	0	0	0	739.8
MD MARYLAND		82237	9416.6	94.5	0	668.5	0	0	92416.6
NJ NEW JERSEY		0	0	0	0	12.2	0	0	12.2
NY NEW YORK		29526.1	45.2	0	0	0	0	0	29571.3
VA VIRGINIA		14.3	0	0	0	1.6	0	0	15.9
WV WEST VIRGINIA		3694.9	0	0	0	29.4	0	0	3724.3
Waste Totals:		159049.9	16169.9	2851.4	0	8437.2	0	19.6	186528



Please Use
Recycled Paper

Phone: 717-783-9258
 Printed: 7/31/2017

Also visit our Internet WWW Site at: <http://www.dep.state.pa.us>

DISCLAIMER: While care has been taken in the preparation of this report, there is no warranty or guarantee as to the data, calculation or content accuracy. The Commonwealth reserves the right to update or change any data or presentation format without notice or liability.

Commonwealth of Pennsylvania
 Department of Environmental Protection
 Bureau of Waste Management
 Division of Reporting and Fee Collection

 Landfill Waste Receipts
 in Tons (2000 lbs.) of Waste

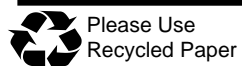
For Year: Quarter:
 2017 / 2

Disposal Facility: 100620, IMPERIAL LANDFILL

County/State that Generated Waste	Waste Type:	Municipal	Residual	Sewage Sludge	Infectious	Construction	Ash Residue	Asbestos	Total
02 ALLEGHENY		84316.2	9862.4	3885.9	0	4860.2	2294.2	1645.8	106864.7
03 ARMSTRONG		4.7	0	0	0	0	0	0	4.7
04 BEAVER		2795.5	712.6	1864.2	0	229.2	0	0	5601.5
10 BUTLER		1124.3	19.6	0	0	66.1	0	1.7	1211.7
26 FAYETTE		0	19.9	0	0	0	0	3.5	23.4
30 GREENE		13.7	1382.7	0	0	0	0	0	1396.4
37 LAWRENCE		0	588.5	0	0	0	0	0	588.5
43 MERCER		0	83.8	0	0	0	0	0	83.8
63 WASHINGTON		5097.4	11663.1	860.6	0	1057.2	0	0	18678.3
65 WESTMORELAND		14.8	281.8	0	0	0	0	13	309.6
CT CONNECTICUT		0	3.5	0	0	0	0	24.9	28.4
DC DISRICT OF COLUMBIA		1.2	0	0	0	0	0	0	1.2
MD MARYLAND		0	0	0	0	0	0	0.7	0.7
NY NEW YORK		0	469.5	0	0	0	0	0	469.5
OH OHIO		5.9	8565.6	72.2	0	0	0	1.7	8645.4
WV WEST VIRGINIA		2748.2	0	87.4	0	20	0	110.3	2965.9
Waste Totals:		96121.9	33653	6770.3	0	6232.7	2294.2	1801.6	146873.7

Disposal Facility: 101439, JOSEPH J BRUNNER INC LANDFILL

County/State that Generated Waste	Waste Type:	Municipal	Residual	Sewage Sludge	Infectious	Construction	Ash Residue	Asbestos	Total
02 ALLEGHENY		5108.9	0	309	0	0	1.5	0	5419.4
04 BEAVER		6194.2	1820	1786.6	0	0	0	0	9800.8
10 BUTLER		1302.1	10.1	106.9	0	0	0	0	1419.1
37 LAWRENCE		16.1	0	18.6	0	0	0	0	34.7
Waste Totals:		12621.3	1830.1	2221.1	0	0	1.5	0	16674



Commonwealth of Pennsylvania
 Department of Environmental Protection
 Bureau of Waste Management
 Division of Reporting and Fee Collection

 Landfill Waste Receipts
 in Tons (2000 lbs.) of Waste

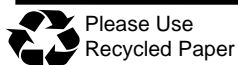
For Year: Quarter:
 2017 / 2

Disposal Facility: 100663, KELLY RUN SANITATION INC LANDFILL

County/State that Generated Waste	Waste Type:	Municipal	Residual	Sewage Sludge	Infectious	Construction	Ash Residue	Asbestos	Total
02 ALLEGHENY		14183.6	4629.3	32.3	0	2475.6	0	0	21320.8
10 BUTLER		0	0.2	0	0	0	0	0	0.2
26 FAYETTE		1044.5	84.3	314.8	0	203.1	0	0	1646.7
30 GREENE		103.6	6403.6	0	0	0	0	0	6507.2
63 WASHINGTON		1755.3	2818.2	11.7	0	137.3	0	0	4722.5
65 WESTMORELAND		1954.7	83.6	0	0	262.7	0	0	2301
WV WEST VIRGINIA		0	1.7	0	0	0	0	0	1.7
Waste Totals:		19041.7	14020.9	358.8	0	3078.7	0	0	36500.1

Disposal Facility: 101247, KEYSTONE SANITARY LANDFILL

County/State that Generated Waste	Waste Type:	Municipal	Residual	Sewage Sludge	Infectious	Construction	Ash Residue	Asbestos	Total
08 BRADFORD		38.4	11.3	0	0	9.6	0	0	59.3
13 CARBON		66.9	0	0	0	18.9	0	0	85.8
35 LACKAWANNA		54696.3	2143.2	5232.4	0	4902.4	0	13.1	66987.4
39 LEHIGH		161.2	0	0	0	0	0	0	161.2
40 LUZERNE		17445.5	1387.6	1880.2	0	2222.9	0	0	22936.2
45 MONROE		2751.8	190.4	610.9	0	2.4	0	0	3555.5
46 MONTGOMERY		142.8	0	0	0	0	0	0	142.8
48 NORTHAMPTON		1.7	0	258.2	0	0	0	0	259.9
51 PHILADELPHIA		86.8	0	0	0	0	0	0	86.8
52 PIKE		4153.7	42.6	253	0	179.4	0	0	4628.7
54 SCHUYLKILL		106.2	0	0	0	0	0	0	106.2
58 SUSQUEHANNA		3798.4	45359.1	4.4	0	1158.5	0	0	50320.4
64 WAYNE		113.2	23.6	333.2	0	99.7	0	0	569.7
66 WYOMING		1140.3	144.7	94.5	0	223.5	0	4.9	1607.9
CT CONNECTICUT		1785.2	0	0	0	1442.5	0	0	3227.7
NJ NEW JERSEY		107937.3	170.6	0	0	503.4	0	0	108611.3
NY NEW YORK		194473	3522.4	0	0	181.3	0	0	198176.7
Waste Totals:		388898.7	52995.5	8666.8	0	10944.5	0	18	461523.5



Please Use
Recycled Paper

Phone: 717-783-9258
 Printed: 7/31/2017

Also visit our Internet WWW Site at: <http://www.dep.state.pa.us>

DISCLAIMER: While care has been taken in the preparation of this report, there is no warranty or guarantee as to the data, calculation or content accuracy. The Commonwealth reserves the right to update or change any data or presentation format without notice or liability.

Commonwealth of Pennsylvania
 Department of Environmental Protection
 Bureau of Waste Management
 Division of Reporting and Fee Collection

 Landfill Waste Receipts
 in Tons (2000 lbs.) of Waste

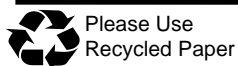
For Year: Quarter:
 2017 / 2

Disposal Facility: 100329, LAKE VIEW LANDFILL

County/State that Generated Waste	Waste Type:	Municipal	Residual	Sewage Sludge	Infectious	Construction	Ash Residue	Asbestos	Total
20 CRAWFORD		2463	998.6	21.7	0	272.2	0	26.5	3782
25 ERIE		41598	27441.6	2992.6	0	10163.5	737.1	460.6	83393.4
43 MERCER		4216.3	0	0	0	4.2	0	0	4220.5
61 VENANGO		0	200.3	0	0	0	0	0	200.3
62 WARREN		14.3	13.4	0	0	38.6	0	0.3	66.6
NY NEW YORK		0	2.4	0	0	14.3	0	0	16.7
Waste Totals:		48291.6	28656.3	3014.3	0	10492.8	737.1	487.4	91679.5

Disposal Facility: 101534, LAUREL HIGHLANDS LANDFILL INC

County/State that Generated Waste	Waste Type:	Municipal	Residual	Sewage Sludge	Infectious	Construction	Ash Residue	Asbestos	Total
05 BEDFORD		8.7	0	0	0	0	0	0	8.7
07 BLAIR		6070.3	3996.8	2604.3	0	1274.3	0	0	13945.7
11 CAMBRIA		9195.3	102175.5	1045.3	0	1191.5	0	0	113607.6
14 CENTRE		0	10.8	0	0	0	0	0	10.8
17 CLEARFIELD		344.8	10.5	66	0	0	0	0	421.3
31 HUNTINGDON		0	199.5	0	0	0	0	0	199.5
32 INDIANA		294.8	0.1	0	0	135.1	0	0	430
33 JEFFERSON		32	0	0	0	94.1	0	0	126.1
34 JUNIATA		14.2	0	0	0	0	0	0	14.2
56 SOMERSET		9.8	0	0	0	0.7	0	0	10.5
65 WESTMORELAND		102.8	160.3	0	0	0.5	0	0	263.6
Waste Totals:		16072.7	106553.5	3715.6	0	2696.2	0	0	129038



Please Use
 Recycled Paper

Phone: 717-783-9258
 Printed: 7/31/2017

Also visit our Internet WWW Site at: <http://www.dep.state.pa.us>

DISCLAIMER: While care has been taken in the preparation of this report, there is no warranty or guarantee as to the data, calculation or content accuracy. The Commonwealth reserves the right to update or change any data or presentation format without notice or liability.

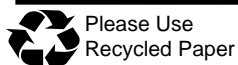
Commonwealth of Pennsylvania
 Department of Environmental Protection
 Bureau of Waste Management
 Division of Reporting and Fee Collection

 Landfill Waste Receipts
 in Tons (2000 lbs.) of Waste

For Year: Quarter:
 2017 / 2

Disposal Facility: 100758, LCSWMA - Susq. Resource Mgmt Complex

County/State that Generated Waste	Waste Type:	Municipal	Residual	Sewage Sludge	Infectious	Construction	Ash Residue	Asbestos	Total
01 ADAMS		0	0	0	0	6	0	0	6
02 ALLEGHENY		0	240.3	0	0	0	0	0	240.3
06 BERKS		3649.7	0	0	0	7.3	0	0	3657
10 BUTLER		0	117.8	0	0	0	0	0	117.8
18 CLINTON		0	172.4	0	0	0	0	0	172.4
19 COLUMBIA		0	61.6	0	0	0	0	0	61.6
21 CUMBERLAND		11350	58.3	0	0	1676	0	0	13084.3
22 DAUPHIN		47333.4	1602.6	0	0	6512.8	0	0	55448.8
26 FAYETTE		0	7.8	0	0	0	0	0	7.8
28 FRANKLIN		25.6	113.9	0	0	0	0	0	139.5
36 LANCASTER		79.9	9.6	0	0	0	0	0	89.5
38 LEBANON		0	0	0	0	1.3	0	0	1.3
40 LUZERNE		0	189.7	0	0	0	0	0	189.7
41 LYCOMING		0	16	0	0	0	0	0	16
44 MIFFLIN		0	0	0	0	10.1	0	0	10.1
50 PERRY		484.8	72.4	0	0	21.5	0	0	578.7
51 PHILADELPHIA		1006	0	0	0	0	0	0	1006
54 SCHUYLKILL		103.8	51.4	0	0	36.6	0	0	191.8
64 WAYNE		0	8.3	0	0	0	0	0	8.3
65 WESTMORELAND		0	8	0	0	0	0	0	8
67 YORK		0	0	0	0	106.3	0	0	106.3
MD MARYLAND		0	27.8	0	0	0	0	0	27.8
NJ NEW JERSEY		4724.8	0	0	0	0	0	0	4724.8
Waste Totals:		68758	2757.9	0	0	8377.9	0	0	79893.8



Commonwealth of Pennsylvania
 Department of Environmental Protection
 Bureau of Waste Management
 Division of Reporting and Fee Collection

 Landfill Waste Receipts
 in Tons (2000 lbs.) of Waste

For Year: Quarter:
 2017 / 2

Disposal Facility: 101389, LCSWMA FREY FARM LANDFILL

County/State that Generated Waste	Waste Type:	Municipal	Residual	Sewage Sludge	Infectious	Construction	Ash Residue	Asbestos	Total
06 BERKS		0	4.8	0	0	0	0	0	4.8
22 DAUPHIN		21.4	8.1	0	0	6443.5	15744.2	0	22217.2
36 LANCASTER		16550.9	20138.4	6525	144.6	26969.5	20319.2	0.9	90648.5
38 LEBANON		0	341.6	0	0	0	0	0	341.6
67 YORK		0	1766.8	0	0	151.3	0	0	1918.1
DE DELAWARE (ST)		0	31.3	0	0	0	0	0	31.3
Waste Totals:		16572.3	22291	6525	144.6	33564.3	36063.4	0.9	115161.5

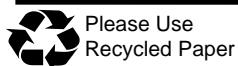
Commonwealth of Pennsylvania
 Department of Environmental Protection
 Bureau of Waste Management
 Division of Reporting and Fee Collection

 Landfill Waste Receipts
 in Tons (2000 lbs.) of Waste

For Year: Quarter:
 2017 / 2

Disposal Facility: 400592, LCSWMA RESOURCE RECOVERY FACILITY

County/State that Generated Waste	Waste Type:	Municipal	Residual	Sewage Sludge	Infectious	Construction	Ash Residue	Asbestos	Total
06 BERKS		0	159.5	0	0	0	0	0	159.5
07 BLAIR		0	9.2	0	0	0	0	0	9.2
09 BUCKS		0	672	0	0	0	0	0	672
11 CAMBRIA		0	11.8	0	0	0	0	0	11.8
13 CARBON		0	17	0	0	0	0	0	17
14 CENTRE		0	9.1	0	0	0	0	0	9.1
15 CHESTER		0	73.4	0	0	0	0	0	73.4
19 COLUMBIA		0	94.8	0	0	0	0	0	94.8
21 CUMBERLAND		17.2	72.7	0	0	0	0	0	89.9
22 DAUPHIN		11253.2	625.4	0	0	0	0	0	11878.6
36 LANCASTER		70554.4	10376.8	1966.4	0	144.5	0	0	83042.1
38 LEBANON		0	528.8	0	0	0	0	0	528.8
39 LEHIGH		0	837.8	0	0	0	0	0	837.8
45 MONROE		0	159.3	0	0	0	0	0	159.3
46 MONTGOMERY		0	286	0	0	0	0	0	286
48 NORTHAMPTON		0	89.1	0	0	0	0	0	89.1
49 NORTHUMBERLAND		0	53.6	0	0	0	0	0	53.6
51 PHILADELPHIA		0	23.4	0	0	0	0	0	23.4
54 SCHUYLKILL		0	7.1	0	0	0	0	0	7.1
66 WYOMING		0	1116.3	0	0	0	0	0	1116.3
67 YORK		0	83.8	0	0	0	0	0	83.8
DE DELAWARE (ST)		0	116.3	0	0	0	0	0	116.3
FL FLORIDA		0	16.8	0	0	0	0	0	16.8
IL ILLINOIS		0	96.9	0	0	0	0	0	96.9
LA LOUISIANA		0	26.2	0	0	0	0	0	26.2
MD MARYLAND		9.9	4.3	0	0	0	0	0	14.2
MI MICHIGAN		0	1.4	0	0	0	0	0	1.4
NC NORTH CAROLINA		10.4	795.5	0	0	0	0	0	805.9
NJ NEW JERSEY		0	224.8	0	0	0	0	0	224.8
NY NEW YORK		0	28.6	0	0	0	0	0	28.6
OH OHIO		0	6.3	0	0	0	0	0	6.3
Waste Totals:		81845.1	16624	1966.4	0	144.5	0	0	100580



Please Use
Recycled Paper

Phone: 717-783-9258
 Printed: 7/31/2017

Also visit our Internet WWW Site at: <http://www.dep.state.pa.us>

DISCLAIMER: While care has been taken in the preparation of this report, there is no warranty or guarantee as to the data, calculation or content accuracy. The Commonwealth reserves the right to update or change any data or presentation format without notice or liability.

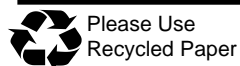
Commonwealth of Pennsylvania
 Department of Environmental Protection
 Bureau of Waste Management
 Division of Reporting and Fee Collection

 Landfill Waste Receipts
 in Tons (2000 lbs.) of Waste

For Year: Quarter:
 2017 / 2

Disposal Facility: 100963, LYCOMING COUNTY RESOURCE MANAGEMENT SERVICES LANDFILL

County/State that Generated Waste	Waste Type:	Municipal	Residual	Sewage Sludge	Infectious	Construction	Ash Residue	Asbestos	Total
03 ARMSTRONG		1.2	0	0	0	0	0	0	1.2
06 BERKS		0	0	0	0	19.6	0	0	19.6
08 BRADFORD		0	17.8	0	0	0	0	0	17.8
09 BUCKS		0	0.4	0	0	0	0	0	0.4
13 CARBON		0	29.1	0	0	0	0	0	29.1
17 CLEARFIELD		0	0.5	0	0	0	0	0	0.5
18 CLINTON		3.5	118.4	0	0	28.1	0	0	150
19 COLUMBIA		12235.4	2976.1	2367.1	0	2524.3	0	0	21012.9
22 DAUPHIN		0	1.4	0	0	0	0	0	1.4
36 LANCASTER		0	87	0	0	0	0	0	87
38 LEBANON		0	50.2	0	0	0	0	0	50.2
40 LUZERNE		0	134.3	0	0	0	0	28.3	162.6
41 LYCOMING		15117.2	2845.1	2296.7	0	784.2	0	16.2	21059.4
44 MIFFLIN		0	8.2	0	0	0	0	0	8.2
46 MONTGOMERY		0	0	0	0	0	0	13.3	13.3
47 MONTOUR		2487	609.9	0	120.1	263.2	0	3.6	3483.8
48 NORTHAMPTON		0	2.6	0	0	0	0	0	2.6
49 NORTHUMBERLAND		5901.5	2810.5	1414.6	0	1299.7	0	4.5	11430.8
54 SCHUYLKILL		6.7	390.8	0	0	0	0	37.8	435.3
55 SNYDER		3359.8	904.9	0	0	269.5	8.4	2.8	4545.4
57 SULLIVAN		28.3	0	0	0	22.1	0	0	50.4
59 TIOGA		7.1	0	0	0	0	0	0	7.1
60 UNION		5899.7	3181.3	1015	0	7887.6	0	6.6	17990.2
NJ NEW JERSEY		0	974.8	0	0	0	0	70.2	1045
Waste Totals:		45047.4	15143.3	7093.4	120.1	13098.3	8.4	183.3	80694.2



Please Use
Recycled Paper

Phone: 717-783-9258
 Printed: 7/31/2017

Also visit our Internet WWW Site at: <http://www.dep.state.pa.us>

DISCLAIMER: While care has been taken in the preparation of this report, there is no warranty or guarantee as to the data, calculation or content accuracy. The Commonwealth reserves the right to update or change any data or presentation format without notice or liability.

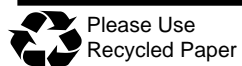
Commonwealth of Pennsylvania
 Department of Environmental Protection
 Bureau of Waste Management
 Division of Reporting and Fee Collection

 Landfill Waste Receipts
 in Tons (2000 lbs.) of Waste

For Year: Quarter:
 2017 / 2

Disposal Facility: 100113, MODERN LANDFILL

County/State that Generated Waste	Waste Type:	Municipal	Residual	Sewage Sludge	Infectious	Construction	Ash Residue	Asbestos	Total
01 ADAMS		178.3	852.8	158.5	0	332.6	0	1.1	1523.3
09 BUCKS		0	48.1	0	0	0	0	0	48.1
13 CARBON		0	133.7	0	0	0	0	0	133.7
15 CHESTER		0	37.8	0	0	0	0	0	37.8
21 CUMBERLAND		8271.2	652.6	142.8	0	2720.6	0	1.3	11788.5
22 DAUPHIN		0	2014.8	202.2	286.2	833.8	0	20.4	3357.4
23 DELAWARE		0	109.6	0	0	0	0	0	109.6
36 LANCASTER		0	20841.3	0	0	0	0	0	20841.3
38 LEBANON		0	3730.2	0	0	0	0	2.6	3732.8
39 LEHIGH		0	57.4	0	0	0	0	0	57.4
40 LUZERNE		0	50.8	0	0	0	0	0	50.8
41 LYCOMING		0	0	0	0	0	0	0.3	0.3
44 MIFFLIN		0	3.1	0	0	0	0	0	3.1
46 MONTGOMERY		18607.5	0.7	0	0	11311	0	22.3	29941.5
50 PERRY		31.5	0	0	0	0	0	0	31.5
51 PHILADELPHIA		45648.5	410.8	0	0	0	0	0	46059.3
54 SCHUYLKILL		0	241.2	0	0	0	0	0	241.2
67 YORK		299.1	52351.7	729.7	0	8871.9	31872.4	27.5	94152.3
CT CONNECTICUT		0	1673.4	104.7	0	0	0	7.2	1785.3
DC DISRICT OF COLUMBIA		0	17453.6	0	0	0	0	77.4	17531
DE DELAWARE (ST)		0	815.1	0	0	0	0	45	860.1
MD MARYLAND		470.6	10315.2	171	5041.8	61	0	283.8	16343.4
NJ NEW JERSEY		1608.7	80.9	0	0	80.6	0	0	1770.2
VA VIRGINIA		0	74.9	0	0	0	0	0	74.9
WV WEST VIRGINIA		0	12.2	0	0	0	0	0	12.2
Waste Totals:		75115.4	111961.9	1508.9	5328	24211.5	31872.4	488.9	250487



Please Use
Recycled Paper

Phone: 717-783-9258
 Printed: 7/31/2017

Also visit our Internet WWW Site at: <http://www.dep.state.pa.us>

DISCLAIMER: While care has been taken in the preparation of this report, there is no warranty or guarantee as to the data, calculation or content accuracy. The Commonwealth reserves the right to update or change any data or presentation format without notice or liability.

Commonwealth of Pennsylvania
 Department of Environmental Protection
 Bureau of Waste Management
 Division of Reporting and Fee Collection

 Landfill Waste Receipts
 in Tons (2000 lbs.) of Waste

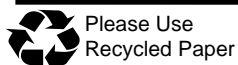
For Year: Quarter:
 2017 / 2

Disposal Facility: 100594, MONROEVILLE LANDFILL

County/State that Generated Waste	Waste Type:	Municipal	Residual	Sewage Sludge	Infectious	Construction	Ash Residue	Asbestos	Total
02 ALLEGHENY		71058.3	19749.6	1727.8	791.7	12701.9	845.2	0	106874.5
03 ARMSTRONG		84.8	0	0	0	68.1	0	0	152.9
04 BEAVER		0	0	0	0	79.9	0	0	79.9
10 BUTLER		261.7	40.2	0	0	30.9	0	0	332.8
32 INDIANA		0	0.2	0	0	0	0	0	0.2
65 WESTMORELAND		3585.4	3482.5	0	0	1051.7	0	0	8119.6
Waste Totals:		74990.2	23272.5	1727.8	791.7	13932.5	845.2	0	115559.9

Disposal Facility: 101571, MOSTOLLER LANDFILL INC

County/State that Generated Waste	Waste Type:	Municipal	Residual	Sewage Sludge	Infectious	Construction	Ash Residue	Asbestos	Total
05 BEDFORD		766.4	4.9	95.1	0	22.9	0	0	889.3
07 BLAIR		6142.2	157.8	190	0	148	0	0	6638
11 CAMBRIA		9303.8	47613.8	286	0	355.7	0	3.6	57562.9
31 HUNTINGDON		18.4	43	0	0	48.5	0	0	109.9
32 INDIANA		4.7	0	0	0	0	0	0	4.7
56 SOMERSET		6775.3	858.4	308.6	0	673.1	0	0	8615.4
63 WASHINGTON		0	0	0	0	5.4	0	0	5.4
65 WESTMORELAND		5668.6	12313.1	0	0	291.7	0	0	18273.4
MD MARYLAND		7982.7	4.8	0	0	0	0	0	7987.5
NJ NEW JERSEY		0	0	0	0	0	0	10.3	10.3
NY NEW YORK		0	0	2239.1	0	0	0	0	2239.1
Waste Totals:		36662.1	60995.8	3118.8	0	1545.3	0	13.9	102335.9



Please Use
Recycled Paper

Phone: 717-783-9258
 Printed: 7/31/2017

Also visit our Internet WWW Site at: <http://www.dep.state.pa.us>

DISCLAIMER: While care has been taken in the preparation of this report, there is no warranty or guarantee as to the data, calculation or content accuracy. The Commonwealth reserves the right to update or change any data or presentation format without notice or liability.

Commonwealth of Pennsylvania
 Department of Environmental Protection
 Bureau of Waste Management
 Division of Reporting and Fee Collection

 Landfill Waste Receipts
 in Tons (2000 lbs.) of Waste

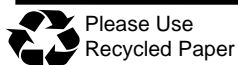
For Year: Quarter:
 2017 / 2

Disposal Facility: 101100, MOUNTAIN VIEW RECLAMATION LANDFILL

County/State that Generated Waste	Waste Type:	Municipal	Residual	Sewage Sludge	Infectious	Construction	Ash Residue	Asbestos	Total
01 ADAMS		2810.3	1003	21.7	0	334.6	0	0	4169.6
05 BEDFORD		0	2.6	0	0	0	0	0	2.6
21 CUMBERLAND		4765.8	220.8	0	0	1131.6	0	0	6118.2
22 DAUPHIN		0	4225.6	59.6	0	1471.8	0	0	5757
28 FRANKLIN		4854.8	2702.1	353.1	0	1594.4	0	0	9504.4
29 FULTON		669.1	188.8	0	0	78.2	0	0	936.1
50 PERRY		518.3	0	0	0	76.2	0	0	594.5
67 YORK		53.1	0	0	0	267	0	0	320.1
DE DELAWARE (ST)		0	451.3	0	0	0	0	0	451.3
MD MARYLAND		24350.4	4508.1	153.8	0	1223.1	0	0	30235.4
VA VIRGINIA		0	227.8	0	0	0	0	0	227.8
WV WEST VIRGINIA		11024.6	461.6	0	0	299.2	0	5.7	11791.1
Waste Totals:		49046.4	13991.7	588.2	0	6476.1	0	5.7	70108.1

Disposal Facility: 100585, NORTHWEST SANITARY LANDFILL

County/State that Generated Waste	Waste Type:	Municipal	Residual	Sewage Sludge	Infectious	Construction	Ash Residue	Asbestos	Total
02 ALLEGHENY		908.2	67	22	0	113.8	0	0	1111
03 ARMSTRONG		1661.4	5112.5	0	0	40.8	0	0	6814.7
04 BEAVER		20	0	0	0	24.3	0	0	44.3
10 BUTLER		6567.6	14750	10.6	0	957.2	0	17.2	22302.6
16 CLARION		331.9	3789.4	0	0	38.3	0	0	4159.6
20 CRAWFORD		80.8	37.3	0	0	21.4	0	0	139.5
33 JEFFERSON		0	1089.2	0	0	0	0	0	1089.2
37 LAWRENCE		2874.9	9.8	0	0	43.1	0	0	2927.8
43 MERCER		139.3	13.3	28.6	0	98.7	0	22.8	302.7
61 VENANGO		845.9	693.5	0	0	41	0	0.9	1581.3
Waste Totals:		13430	25562	61.2	0	1378.6	0	40.9	40472.7



Please Use
Recycled Paper

Phone: 717-783-9258
 Printed: 7/31/2017

Also visit our Internet WWW Site at: <http://www.dep.state.pa.us>

DISCLAIMER: While care has been taken in the preparation of this report, there is no warranty or guarantee as to the data, calculation or content accuracy. The Commonwealth reserves the right to update or change any data or presentation format without notice or liability.

Commonwealth of Pennsylvania
 Department of Environmental Protection
 Bureau of Waste Management
 Division of Reporting and Fee Collection

 Landfill Waste Receipts
 in Tons (2000 lbs.) of Waste

For Year: Quarter:
 2017 / 2

Disposal Facility: 100346, PIONEER CROSSING LANDFILL

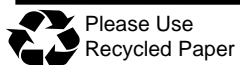
County/State that Generated Waste	Waste Type:	Municipal	Residual	Sewage Sludge	Infectious	Construction	Ash Residue	Asbestos	Total
06 BERKS		13009.4	4413.2	1566	0	6081.9	0	0	25070.5
09 BUCKS		601	75.7	0	93.1	0	0	0	769.8
13 CARBON		0	0	0	317.8	0	0	0	317.8
15 CHESTER		475.9	384.9	0	0	74.5	0	0	935.3
23 DELAWARE		0	0.6	0	386.3	137.4	0	0	524.3
36 LANCASTER		330.8	0	0	0	0	0	0	330.8
39 LEHIGH		3180.3	2394.2	28.8	59.8	4.3	0	0	5667.4
46 MONTGOMERY		32645.4	796	524.4	0	139	70.1	0	34174.9
48 NORTHAMPTON		4.7	1431.7	0	895.5	0	0	0	2331.9
51 PHILADELPHIA		13.5	142.5	0	536.5	0	0	0	692.5
54 SCHUYLKILL		25.4	0	0	0	0	0	0	25.4
NJ NEW JERSEY		849	556.8	633.7	0	0	0	0	2039.5
NY NEW YORK		16.5	530.8	976.6	0	0	0	0	1523.9
Waste Totals:		51151.9	10726.4	3729.5	2289	6437.1	70.1	0	74404

Disposal Facility: 101069, S.E.C.C.R.A. LANDFILL

County/State that Generated Waste	Waste Type:	Municipal	Residual	Sewage Sludge	Infectious	Construction	Ash Residue	Asbestos	Total
15 CHESTER		18957	648.8	827	0	8463.4	0	0	28896.2
Waste Totals:		18957	648.8	827	0	8463.4	0	0	28896.2

Disposal Facility: 101538, SANDY RUN LANDFILL INC.

County/State that Generated Waste	Waste Type:	Municipal	Residual	Sewage Sludge	Infectious	Construction	Ash Residue	Asbestos	Total
05 BEDFORD		1540.9	96.7	81.9	0	19.1	0	0	1738.6
07 BLAIR		997.8	69	27.1	0	79.2	0	0	1173.1
28 FRANKLIN		3.1	0	0	0	0	0	0	3.1
29 FULTON		235.8	0	0	0	3.9	0	0	239.7
31 HUNTINGDON		979.1	0.4	197.5	0	0.8	0	0	1177.8
44 MIFFLIN		1	0	0	0	0	0	0	1
WV WEST VIRGINIA		0	45.8	0	0	0	0	0	45.8
Waste Totals:		3757.7	211.9	306.5	0	103	0	0	4379.1



Please Use
Recycled Paper

Phone: 717-783-9258
 Printed: 7/31/2017

Also visit our Internet WWW Site at: <http://www.dep.state.pa.us>

DISCLAIMER: While care has been taken in the preparation of this report, there is no warranty or guarantee as to the data, calculation or content accuracy. The Commonwealth reserves the right to update or change any data or presentation format without notice or liability.

Commonwealth of Pennsylvania
 Department of Environmental Protection
 Bureau of Waste Management
 Division of Reporting and Fee Collection

 Landfill Waste Receipts
 in Tons (2000 lbs.) of Waste

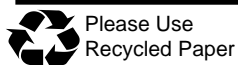
For Year: Quarter:
 2017 / 2

Disposal Facility: 100403, SENECA LANDFILL INC

County/State that Generated Waste	Waste Type:	Municipal	Residual	Sewage Sludge	Infectious	Construction	Ash Residue	Asbestos	Total
02 ALLEGHENY		13453.6	11843.2	0	0	1916.3	0	0	27213.1
03 ARMSTRONG		1572.3	162	249.1	0	417.1	0	0	2400.5
04 BEAVER		18172.8	309.3	320.8	0	125.8	0	0	18928.7
10 BUTLER		23628.2	6864	1354.6	0	1872	0	0	33718.8
16 CLARION		0	25	8.8	0	0	0	0	33.8
20 CRAWFORD		0	116.9	960.1	0	0	0	0	1077
25 ERIE		0	0	99.7	0	0	0	0	99.7
27 FOREST		0	0	50	0	0	0	0	50
32 INDIANA		0.7	239.9	0	0	0	0	0	240.6
37 LAWRENCE		178.7	6792.5	88.7	0	257.2	0	0	7317.1
43 MERCER		31955.9	1264	214.9	0	28.6	0	0	33463.4
61 VENANGO		11.3	391.9	449	0	365.4	0	0	1217.6
63 WASHINGTON		0	26.9	0	0	0	0	0	26.9
65 WESTMORELAND		2192.5	173.6	1285.9	0	43.6	0	0	3695.6
OH OHIO		10076.4	0	0	0	0	0	0	10076.4
Waste Totals:		101242.4	28209.2	5081.6	0	5026	0	0	139559.2

Disposal Facility: 100592, SOUTH HILLS LANDFILL INC

County/State that Generated Waste	Waste Type:	Municipal	Residual	Sewage Sludge	Infectious	Construction	Ash Residue	Asbestos	Total
02 ALLEGHENY		9697.3	4014.5	187.5	0	9879.4	0	0	23778.7
26 FAYETTE		126.8	0	0	0	139.3	0	0	266.1
30 GREENE		0	76.2	0	0	0	0	0	76.2
63 WASHINGTON		3014.4	19.5	0	0	681.4	0	0	3715.3
65 WESTMORELAND		0	0	0	0	2.7	0	0	2.7
WV WEST VIRGINIA		0	40.1	0	0	0	0	0	40.1
Waste Totals:		12838.5	4150.3	187.5	0	10702.8	0	0	27879.1



Please Use
Recycled Paper

Phone: 717-783-9258
 Printed: 7/31/2017

Also visit our Internet WWW Site at: <http://www.dep.state.pa.us>

DISCLAIMER: While care has been taken in the preparation of this report, there is no warranty or guarantee as to the data, calculation or content accuracy. The Commonwealth reserves the right to update or change any data or presentation format without notice or liability.

Commonwealth of Pennsylvania
 Department of Environmental Protection
 Bureau of Waste Management
 Division of Reporting and Fee Collection

 Landfill Waste Receipts
 in Tons (2000 lbs.) of Waste

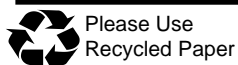
For Year: Quarter:
 2017 / 2

Disposal Facility: 100081, SOUTHERN ALLEGHENIES LANDFILL INC

County/State that Generated Waste	Waste Type:	Municipal	Residual	Sewage Sludge	Infectious	Construction	Ash Residue	Asbestos	Total
05 BEDFORD		18.3	168.6	0	0	8.1	0	10.3	205.3
07 BLAIR		13.9	7.2	0	0	0	0	0	21.1
10 BUTLER		3.2	0	0	0	0	0	13.9	17.1
11 CAMBRIA		7348.1	20472.2	39.2	0	1274.7	0	52.3	29186.5
31 HUNTINGDON		0	4.4	0	0	0	0	0	4.4
32 INDIANA		10.6	0	0	0	2.5	0	0	13.1
44 MIFFLIN		0	36.3	0	0	0	0	0	36.3
56 SOMERSET		4528.3	194.2	545	0	340.4	0	0	5607.9
65 WESTMORELAND		3.9	7.7	0	0	0.8	0	0	12.4
NY NEW YORK		0	0	0	0	0	0	57.9	57.9
Waste Totals:		11926.3	20890.6	584.2	0	1626.5	0	134.4	35162

Disposal Facility: 100277, TERVITA SANITARY LANDFILL

County/State that Generated Waste	Waste Type:	Municipal	Residual	Sewage Sludge	Infectious	Construction	Ash Residue	Asbestos	Total
02 ALLEGHENY		10320.2	851.3	1419.3	0	2902.5	0	284.5	15777.8
10 BUTLER		0	0	0	0	3.7	0	0	3.7
26 FAYETTE		4814.8	239.1	197.8	0	934	0	0	6185.7
30 GREENE		238.8	16393.9	0	0	262.5	0	0	16895.2
56 SOMERSET		8.6	0	0	0	0	0	0	8.6
63 WASHINGTON		10808.7	5890.9	126.4	0	2504.8	0	4.1	19334.9
65 WESTMORELAND		5655.1	283.4	367.4	0	3014.9	0	0	9320.8
WV WEST VIRGINIA		229.7	15973.1	0	0	113.4	0	0	16316.2
Waste Totals:		32075.9	39631.7	2110.9	0	9735.8	0	288.6	83842.9



Commonwealth of Pennsylvania
 Department of Environmental Protection
 Bureau of Waste Management
 Division of Reporting and Fee Collection

 Landfill Waste Receipts
 in Tons (2000 lbs.) of Waste

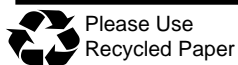
For Year: Quarter:
 2017 / 2

Disposal Facility: 101494, TULLYTOWN RESOURCE RECOVERY FACILITY

County/State that Generated Waste	Waste Type:	Municipal	Residual	Sewage Sludge	Infectious	Construction	Ash Residue	Asbestos	Total
06 BERKS		2.2	0	0	0	0	0	0	2.2
09 BUCKS		472.5	1086.7	0	0	366.7	0	0	1925.9
13 CARBON		0.7	0	0	0	0	0	0	0.7
23 DELAWARE		281	0	0	0	0	0	0	281
39 LEHIGH		36.2	0	0	0	0	0	0	36.2
46 MONTGOMERY		68	2536	0	0	493.9	0	0	3097.9
48 NORTHAMPTON		0.1	0	0	0	0	0	0	0.1
51 PHILADELPHIA		2217.8	13.5	0	24.9	21.4	0	0	2277.6
MA MASSACHUSETTS		0	163.9	0	0	0	0	0	163.9
NJ NEW JERSEY		16021.9	24098.7	0	0	5829.9	0	0	45950.5
NY NEW YORK		1532.8	865	0	0	108.2	0	0	2506
Waste Totals:		20633.2	28763.8	0	24.9	6820.1	0	0	56242

Disposal Facility: 100280, VALLEY LANDFILL

County/State that Generated Waste	Waste Type:	Municipal	Residual	Sewage Sludge	Infectious	Construction	Ash Residue	Asbestos	Total
02 ALLEGHENY		5858.4	14547.4	307.4	0	2363.9	279.2	102.6	23458.9
03 ARMSTRONG		22.5	0	0	0	257.8	0	16.5	296.8
04 BEAVER		0	0	0	0	0	0	0.1	0.1
10 BUTLER		39.1	16.7	0	0	37.6	0	0	93.4
26 FAYETTE		124.1	0	0	0	34.5	0	0	158.6
30 GREENE		0	0	0	0	0	0	0.5	0.5
32 INDIANA		0	13.3	0	0	65.3	0	0	78.6
65 WESTMORELAND		24259.3	5118.2	343.3	38.1	6173.9	0	13.1	35945.9
WV WEST VIRGINIA		0	1.3	0	0	0	0	0	1.3
Waste Totals:		30303.4	19696.9	650.7	38.1	8933	279.2	132.8	60034.1



Please Use
Recycled Paper

Phone: 717-783-9258
 Printed: 7/31/2017

Also visit our Internet WWW Site at: <http://www.dep.state.pa.us>

DISCLAIMER: While care has been taken in the preparation of this report, there is no warranty or guarantee as to the data, calculation or content accuracy. The Commonwealth reserves the right to update or change any data or presentation format without notice or liability.

Commonwealth of Pennsylvania
 Department of Environmental Protection
 Bureau of Waste Management
 Division of Reporting and Fee Collection

 Landfill Waste Receipts
 in Tons (2000 lbs.) of Waste

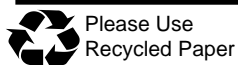
For Year: Quarter:
 2017 / 2

Disposal Facility: 100739, WESTERN BERKS COMMUNITY LANDFILL

County/State that Generated Waste	Waste Type:	Municipal	Residual	Sewage Sludge	Infectious	Construction	Ash Residue	Asbestos	Total
06 BERKS		13360	5824.7	4095.5	0	1936.5	0	269	25485.7
09 BUCKS		1.1	129.8	0	0	18.3	0	3.7	152.9
13 CARBON		0	0	27.3	0	0	0	0	27.3
15 CHESTER		14.8	0	0	0	66.2	0	356.6	437.6
23 DELAWARE		0	731.5	0	0	8.4	0	1749.1	2489
39 LEHIGH		7740.1	66	0	0	0	0	553	8359.1
46 MONTGOMERY		3790.1	58.6	1253.9	0	580.8	0	3231.3	8914.7
48 NORTHAMPTON		7682.6	0	0	0	6.2	0	0	7688.8
49 NORTHUMBERLAND		0	0	13.4	0	0	0	0	13.4
51 PHILADELPHIA		0	0	0	0	0	0	82.9	82.9
54 SCHUYLKILL		0	0	0	0	0	0	44.1	44.1
NJ NEW JERSEY		0	6057.3	504.7	0	0	0	20.9	6582.9
NY NEW YORK		0	0	777.9	0	0	0	0	777.9
Waste Totals:		32588.7	12867.9	6672.7	0	2616.4	0	6310.6	61056.3

Disposal Facility: 400633, WHEELABRATOR FALLS INC

County/State that Generated Waste	Waste Type:	Municipal	Residual	Sewage Sludge	Infectious	Construction	Ash Residue	Asbestos	Total
06 BERKS		0	106.4	0	0	0	0	0	106.4
09 BUCKS		44285.7	380.9	0	0	3642.6	0	0	48309.2
13 CARBON		0	101	0	0	0	0	0	101
38 LEBANON		0	538.7	0	0	0	0	0	538.7
39 LEHIGH		0	77.8	0	0	0	0	0	77.8
40 LUZERNE		0	25.6	0	0	0	0	0	25.6
46 MONTGOMERY		1221.4	295	0	0	0	0	0	1516.4
51 PHILADELPHIA		27997.6	12.5	0	0	17.3	0	0	28027.4
67 YORK		0	11.2	0	0	0	0	0	11.2
CT CONNECTICUT		0	2.9	0	0	0	0	0	2.9
DE DELAWARE (ST)		0	183.1	0	0	0	0	0	183.1
NJ NEW JERSEY		44965.1	1748.1	0	0	522.7	0	0	47235.9
NY NEW YORK		0	157.3	0	0	0	0	0	157.3
Waste Totals:		118469.8	3640.5	0	0	4182.6	0	0	126292.9



Please Use
Recycled Paper

Phone: 717-783-9258
 Printed: 7/31/2017

Also visit our Internet WWW Site at: <http://www.dep.state.pa.us>

DISCLAIMER: While care has been taken in the preparation of this report, there is no warranty or guarantee as to the data, calculation or content accuracy. The Commonwealth reserves the right to update or change any data or presentation format without notice or liability.

Commonwealth of Pennsylvania
 Department of Environmental Protection
 Bureau of Waste Management
 Division of Reporting and Fee Collection

 Landfill Waste Receipts
 in Tons (2000 lbs.) of Waste

For Year: Quarter:
 2017 / 2

Disposal Facility: 400561, YORK COUNTY RESOURCE RECOVERY CENTER

County/State that Generated Waste	Waste Type:	Municipal	Residual	Sewage Sludge	Infectious	Construction	Ash Residue	Asbestos	Total
01 ADAMS		3478.5	248.4	0	0	183.1	0	0	3910
06 BERKS		1139.5	0	0	0	0	0	0	1139.5
21 CUMBERLAND		7944.7	496.9	0	0	78.9	0	0	8520.5
22 DAUPHIN		12.2	0	0	0	0	0	0	12.2
28 FRANKLIN		44	0	0	0	0	0	0	44
38 LEBANON		0	1135.1	0	0	0	0	0	1135.1
44 MIFFLIN		0	153.9	0	0	0	0	0	153.9
51 PHILADELPHIA		3814.6	0	0	0	0	0	0	3814.6
67 YORK		83439.1	4771	0	0	3725.3	0	0	91935.4
MD MARYLAND		2056.7	0	0	0	0	0	0	2056.7
NC NORTH CAROLINA		0	366.3	0	0	0	0	0	366.3
Waste Totals:		101929.3	7171.6	0	0	3987.3	0	0	113088.2