


Commonwealth of Pennsylvania  
 Department of Environmental Protection  
 Bureau of Waste Management  
 Division of Reporting and Fee Collection

-----  
 Landfill Waste Receipts  
 in Tons (2000 lbs.) of Waste

For Year: 2018

Disposal Facility: 100419, ADVANCED DISPOSAL SERVICES CHESTNUT VALLEY LANDFILL

County/State that Generated Waste	Waste Type: Municipal	Residual	Sewage Sludge	Processed Medical	Construction	WTE Ash Residue	Asbestos	Total
02 ALLEGHENY	724.7	509.7	0	0	3.2	0	1.4	1239
03 ARMSTRONG	0	0	0	0	26.8	0	0	26.8
26 FAYETTE	54508.1	3737.8	1128.4	0	7886.7	0	550.5	67811.5
30 GREENE	11885.4	86781.7	1184.1	0	4228.4	0	41.1	104120.7
32 INDIANA	0	3.8	0	0	0	0	0	3.8
56 SOMERSET	682.9	0	0	0	3.6	0	0	686.5
63 WASHINGTON	40.3	6648.7	0	0	352.6	0	0.6	7042.2
65 WESTMORELAND	2523	230.6	0	0	244.2	0	0	2997.8
ID IDAHO	2	0	0	0	0	0	0	2
OH OHIO	0	2	0	0	20.1	0	0	22.1
WV WEST VIRGINIA	4232.2	1188.2	0	0	3758.5	0	147.8	9326.7
<b>Waste Totals:</b>	<b>74598.6</b>	<b>99102.5</b>	<b>2312.5</b>	<b>0</b>	<b>16524.1</b>	<b>0</b>	<b>741.4</b>	<b>193279.1</b>



Please Use  
Recycled Paper

Phone: 717-783-9258  
 Printed: 2/6/2019

Also visit our Internet WWW Site at: <http://www.dep.state.pa.us>

DISCLAIMER: While care has been taken in the preparation of this report, there is no warranty or guarantee as to the data, calculation or content accuracy. The Commonwealth reserves the right to update or change any data or presentation format without notice or liability.

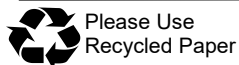
Commonwealth of Pennsylvania  
 Department of Environmental Protection  
 Bureau of Waste Management  
 Division of Reporting and Fee Collection

-----  
 Landfill Waste Receipts  
 in Tons (2000 lbs.) of Waste

For Year: 2018

Disposal Facility: 101397, ADVANCED DISPOSAL SERVICES GREENTREE LANDFILL LLC.

County/State that Generated Waste	Waste Type: Municipal	Residual	Sewage Sludge	Processed Medical	Construction	WTE Ash Residue	Asbestos	Total
02 ALLEGHENY	0	47.1	0	0	12.6	0	0	59.7
03 ARMSTRONG	0	232.2	87.3	0	0	0	0	319.5
07 BLAIR	62389.4	8470.9	0	0	5.4	0	6.4	70872.1
08 BRADFORD	0	1.9	0	0	0	0	0	1.9
09 BUCKS	0	0	0	0	4754.3	0	0	4754.3
11 CAMBRIA	0	29.5	0	0	0	0	0	29.5
12 CAMERON	2655.5	1161.2	319.9	0	482.3	0	8.5	4627.4
14 CENTRE	112648.5	585.1	971.5	0	14.4	49	0.7	114269.2
16 CLARION	41081.1	20692.3	296.2	0	184.7	0	0	62254.3
17 CLEARFIELD	43014.5	6130.5	2449.4	0	8640.9	0	0	60235.3
18 CLINTON	0	39.2	0	0	0	0	0	39.2
19 COLUMBIA	0	9.7	0	0	0	0	0	9.7
20 CRAWFORD	0	916.3	1513.9	0	33.3	122.3	0	2585.8
21 CUMBERLAND	0	0.3	0	0	0	0	0	0.3
23 DELAWARE	0	2.8	0	0	0	0	4.1	6.9
24 ELK	9279.1	13794.1	1093.2	0	2943.7	0	9.9	27120
25 ERIE	0	152.7	0	0	0	0	0	152.7
26 FAYETTE	0	21.1	0	0	0	0	0	21.1
27 FOREST	0.2	55.5	3.2	0	1.4	0	0	60.3
31 HUNTINGDON	0	3.6	104.5	0	0	0	0	108.1
32 INDIANA	3.9	29.1	0	0	2.5	0	11.5	47
33 JEFFERSON	19019	6524.4	884.2	0	2020.6	0	15.7	28463.9
41 LYCOMING	0	32.9	0	0	0	0	0	32.9
42 MCKEAN	55.6	2074.9	12.3	0	0.2	0	5.7	2148.7
43 MERCER	0	20.9	0	0	0	0	0	20.9
44 MIFFLIN	0	84.3	0	0	0	0	0	84.3
48 NORTHAMPTON	98.2	0	0	0	0	0	0	98.2
51 PHILADELPHIA	0	578.4	0	0	0	0	0	578.4
53 POTTER	0	1225.2	0	0	0	0	0	1225.2
59 TIOGA	0	1.7	0	0	0	0	0	1.7



Please Use  
Recycled Paper

Phone: 717-783-9258  
 Printed: 2/6/2019

Also visit our Internet WWW Site at: <http://www.dep.state.pa.us>


DISCLAIMER: While care has been taken in the preparation of this report, there is no warranty or guarantee as to the data, calculation or content accuracy. The Commonwealth reserves the right to update or change any data or presentation format without notice or liability.

Commonwealth of Pennsylvania  
 Department of Environmental Protection  
 Bureau of Waste Management  
 Division of Reporting and Fee Collection

-----  
 Landfill Waste Receipts  
 in Tons (2000 lbs.) of Waste

For Year: 2018

61 VENANGO	0	349.8	233.4	0	0	0	0	583.2
62 WARREN	43963.5	4530.4	32.5	0	24.6	0	6.1	48557.1
65 WESTMORELAND	0	70.9	0	0	0	0	0	70.9
CT CONNECTICUT	0	1274.8	0	0	0	0	0	1274.8
MA MASSACHUSETTS	64.9	8.7	0	0	0	0	0	73.6
MD MARYLAND	71.3	0	0	0	0	0	0	71.3
NJ NEW JERSEY	49063.9	11217.6	0	0	140.7	19.4	0	60441.6
NY NEW YORK	69723	2481.4	2193.3	0	46.7	0	4.2	74448.6
OH OHIO	0	41.5	0	0	0	0	0	41.5
VA VIRGINIA	0	13.9	0	0	0	0	0	13.9
<b>Waste Totals:</b>	<b>453131.6</b>	<b>82906.8</b>	<b>10194.8</b>	<b>0</b>	<b>19308.3</b>	<b>190.7</b>	<b>72.8</b>	<b>565805</b>



Please Use  
Recycled Paper

Phone: 717-783-9258  
 Printed: 2/6/2019

Also visit our Internet WWW Site at: <http://www.dep.state.pa.us>

DISCLAIMER: While care has been taken in the preparation of this report, there is no warranty or guarantee as to the data, calculation or content accuracy. The Commonwealth reserves the right to update or change any data or presentation format without notice or liability.


Commonwealth of Pennsylvania  
 Department of Environmental Protection  
 Bureau of Waste Management  
 Division of Reporting and Fee Collection

-----  
 Landfill Waste Receipts  
 in Tons (2000 lbs.) of Waste

For Year: 2018

Disposal Facility: 100933, ALLIANCE SANITARY LANDFILL INC

County/State that Generated Waste	Waste Type: Municipal	Residual	Sewage Sludge	Processed Medical	Construction	WTE Ash Residue	Asbestos	Total
02 ALLEGHENY	2.6	0	0	0	0	0	0	2.6
08 BRADFORD	345.7	5199.5	0	0	0	0	0	5545.2
09 BUCKS	0	20.7	0	0	0	0	0	20.7
13 CARBON	245.3	0	0	0	44.9	0	0	290.2
19 COLUMBIA	105.9	0	0	0	0	0	0	105.9
35 LACKAWANNA	61181.2	14143.5	106.3	817.3	14233.5	0	395.5	90877.3
39 LEHIGH	16.9	1486.1	0	0	0	0	0	1503
40 LUZERNE	81202.3	7009.2	14578.5	16.1	2303.1	0	2529.1	107638.3
45 MONROE	17788.7	1377.9	0	0	692.5	0	39.3	19898.4
48 NORTHAMPTON	8.5	35	0	0	2.9	0	0	46.4
52 PIKE	9972.8	0	0	0	44.7	0	0	10017.5
54 SCHUYLKILL	21.6	69.2	0	0	16.5	0	0	107.3
57 SULLIVAN	0	9726	0	0	0	0	0	9726
58 SUSQUEHANNA	4725.9	31247	408.7	0	574.4	0	0	36956
64 WAYNE	17215	265.8	0	0	18	0	0	17498.8
66 WYOMING	5898.7	3934.9	0	0	123.3	0	4.6	9961.5
67 YORK	37.3	0	0	0	0	0	0	37.3
CT CONNECTICUT	0	0	0	0	824	0	120.4	944.4
MD MARYLAND	0	0	0	0	0	0	34.3	34.3
NJ NEW JERSEY	72.3	8	0	0	44.6	0	458	582.9
NY NEW YORK	5276.8	22.4	0	0	1610.7	0	414.8	7324.7
<b>Waste Totals:</b>	<b>204117.5</b>	<b>74545.2</b>	<b>15093.5</b>	<b>833.4</b>	<b>20533.1</b>	<b>0</b>	<b>3996</b>	<b>319118.7</b>



Please Use  
Recycled Paper

Phone: 717-783-9258  
 Printed: 2/6/2019

Also visit our Internet WWW Site at: <http://www.dep.state.pa.us>

DISCLAIMER: While care has been taken in the preparation of this report, there is no warranty or guarantee as to the data, calculation or content accuracy. The Commonwealth reserves the right to update or change any data or presentation format without notice or liability.

Commonwealth of Pennsylvania  
 Department of Environmental Protection  
 Bureau of Waste Management  
 Division of Reporting and Fee Collection

-----  
 Landfill Waste Receipts  
 in Tons (2000 lbs.) of Waste

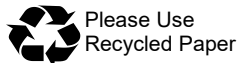
For Year: 2018

Disposal Facility: 100172, ARDEN LANDFILL INC.

County/State that Generated Waste	Waste Type: Municipal	Residual	Sewage Sludge	Processed Medical	Construction	WTE Ash Residue	Asbestos	Total
02 ALLEGHENY	68995	6815	22.4	0	4947.7	0	0	80780.1
04 BEAVER	74796.1	2754.1	187.9	0	129.5	0	0	77867.6
10 BUTLER	150.2	54.2	0	0	22	0	0	226.4
26 FAYETTE	1044.2	12296.1	0	0	60.7	0	0	13401
30 GREENE	5189.9	136836.3	0	213.2	2619.9	0	0	144859.3
32 INDIANA	0	52.7	0	0	0	0	0	52.7
36 LANCASTER	0	38.7	0	0	0	0	0	38.7
43 MERCER	0	23.2	0	0	0	0	0	23.2
63 WASHINGTON	71596.9	129098.4	6761.3	640.7	13324.1	0	0	221421.4
65 WESTMORELAND	72.9	12477.7	0	0	9.3	0	0	12559.9
OH OHIO	824.8	7091.2	0	0	276.1	0	0	8192.1
WV WEST VIRGINIA	5201.9	33982.6	0	0	2794.1	2143.4	0	44122
<b>Waste Totals:</b>	<b>227871.9</b>	<b>341520.2</b>	<b>6971.6</b>	<b>853.9</b>	<b>24183.4</b>	<b>2143.4</b>	<b>0</b>	<b>603544.4</b>

Disposal Facility: 100020, BETHLEHEM LANDFILL

County/State that Generated Waste	Waste Type: Municipal	Residual	Sewage Sludge	Processed Medical	Construction	WTE Ash Residue	Asbestos	Total
06 BERKS	853.5	0	0	0	12	0	0	865.5
09 BUCKS	17275.7	1251.1	0	0	1003.6	0	0	19530.4
39 LEHIGH	47148.9	4382.1	0	0	3060	0	204.7	54795.7
46 MONTGOMERY	37.6	63.3	0	0	9.1	0	0	110
48 NORTHAMPTON	90547.9	1188.8	0	0	8520.7	0	650.4	100907.8
51 PHILADELPHIA	0	0	0	0	73.5	0	0	73.5
54 SCHUYLKILL	0	0	0	0	4	0	0	4
CT CONNECTICUT	813.2	0	0	0	0	0	0	813.2
NJ NEW JERSEY	32466.4	9114	0	0	15633.7	0	142.1	57356.2
NY NEW YORK	158190.5	14184.3	877.2	0	2180.2	0	164.3	175596.5
<b>Waste Totals:</b>	<b>347333.7</b>	<b>30183.6</b>	<b>877.2</b>	<b>0</b>	<b>30496.8</b>	<b>0</b>	<b>1161.5</b>	<b>410052.8</b>



Please Use  
Recycled Paper

Phone: 717-783-9258

Printed: 2/6/2019

Also visit our Internet WWW Site at: <http://www.dep.state.pa.us>

DISCLAIMER: While care has been taken in the preparation of this report, there is no warranty or guarantee as to the data, calculation or content accuracy. The Commonwealth reserves the right to update or change any data or presentation format without notice or liability.

Commonwealth of Pennsylvania  
 Department of Environmental Protection  
 Bureau of Waste Management  
 Division of Reporting and Fee Collection

-----  
 Landfill Waste Receipts  
 in Tons (2000 lbs.) of Waste

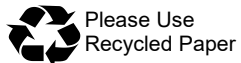
For Year: 2018

Disposal Facility: 101243, BRADFORD COUNTY SANITARY LANDFILL

County/State that Generated Waste	Waste Type: Municipal	Residual	Sewage Sludge	Processed Medical	Construction	WTE Ash Residue	Asbestos	Total
08 BRADFORD	26301.3	26902.4	985.2	0	9637.2	0	0.3	63826.4
41 LYCOMING	0	50.2	0	0	0	0	0	50.2
53 POTTER	0.8	0	48.1	0	30.1	0	0	79
57 SULLIVAN	3692.3	940	0	0	548.7	0	0	5181
58 SUSQUEHANNA	10157.5	25.3	0	0	89.9	0	0	10272.7
59 TIOGA	18756.2	27405.1	1242.5	0	2523.5	0	0	49927.3
62 WARREN	0.4	0	0	0	1	0	0	1.4
66 WYOMING	156.8	192.3	0	0	374.2	0	0	723.3
<b>Waste Totals:</b>	<b>59065.3</b>	<b>55515.3</b>	<b>2275.8</b>	<b>0</b>	<b>13204.6</b>	<b>0</b>	<b>0.3</b>	<b>130061.9</b>

Disposal Facility: 100361, Casella McKean County Landfill

County/State that Generated Waste	Waste Type: Municipal	Residual	Sewage Sludge	Processed Medical	Construction	WTE Ash Residue	Asbestos	Total
12 CAMERON	22.4	9917.1	0	0	459.5	0	0	10399
16 CLARION	0	0	0	0	4.2	0	0	4.2
24 ELK	8575.8	37189.9	3719	0	3696	0	0	53180.7
27 FOREST	86	439.4	0	0	37.4	0	0	562.8
33 JEFFERSON	236.9	5.8	0	0	0	0	0	242.7
42 MCKEAN	15852.9	7959.6	3751.7	0	8541.4	4217.8	13.6	40337
53 POTTER	516.3	2107.7	118.5	0	230.8	0	4	2977.3
61 VENANGO	0	5.8	0	0	0	0	0	5.8
62 WARREN	108.8	19.9	1428	0	1999.6	0	0	3556.3
CT CONNECTICUT	0	0	0	0	0	0	12.7	12.7
NY NEW YORK	1262.4	2366.4	0	0	21.9	0	0	3650.7
<b>Waste Totals:</b>	<b>26661.5</b>	<b>60011.6</b>	<b>9017.2</b>	<b>0</b>	<b>14990.8</b>	<b>4217.8</b>	<b>30.3</b>	<b>114929.2</b>



Please Use  
Recycled Paper

Phone: 717-783-9258  
 Printed: 2/6/2019

Also visit our Internet WWW Site at: <http://www.dep.state.pa.us>

DISCLAIMER: While care has been taken in the preparation of this report, there is no warranty or guarantee as to the data, calculation or content accuracy. The Commonwealth reserves the right to update or change any data or presentation format without notice or liability.

Commonwealth of Pennsylvania  
 Department of Environmental Protection  
 Bureau of Waste Management  
 Division of Reporting and Fee Collection

-----  
 Landfill Waste Receipts  
 in Tons (2000 lbs.) of Waste

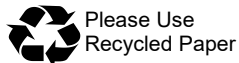
For Year: 2018

Disposal Facility: 100944, CHESTER COUNTY SWA LANCHESTER LANDFILL

County/State that Generated Waste	Waste Type: Municipal	Residual	Sewage Sludge	Processed Medical	Construction	WTE Ash Residue	Asbestos	Total
06 BERKS	12479.3	6077.5	0	0	6349	5622	0	30527.8
09 BUCKS	0	0	0	0	0	11373.9	0	11373.9
15 CHESTER	215257.2	18055.6	6093.3	0	32433.9	0	43.6	271883.6
22 DAUPHIN	8.9	0	0	0	0	0	0	8.9
23 DELAWARE	7.9	0	0	0	178.7	0	0	186.6
36 LANCASTER	239.9	148.4	20.3	0	331.5	0	0	740.1
38 LEBANON	3	68.1	0	0	0	0	0	71.1
46 MONTGOMERY	5070.3	1028.5	0	0	485.9	28734.7	0.2	35319.6
51 PHILADELPHIA	0	0	15.6	0	529.7	0	0.6	545.9
54 SCHUYLKILL	10.6	0	0	0	0.9	0	0	11.5
NJ NEW JERSEY	0	32089.7	0	0	0	1699.8	0	33789.5
<b>Waste Totals:</b>	<b>233077.1</b>	<b>57467.8</b>	<b>6129.2</b>	<b>0</b>	<b>40309.6</b>	<b>47430.4</b>	<b>44.4</b>	<b>384458.5</b>

Disposal Facility: 100022, CHRIN BROTHERS SANITARY LANDFILL

County/State that Generated Waste	Waste Type: Municipal	Residual	Sewage Sludge	Processed Medical	Construction	WTE Ash Residue	Asbestos	Total
06 BERKS	18.8	0	0	0	65	0	3.9	87.7
08 BRADFORD	0	0	0	0	2.1	0	0	2.1
09 BUCKS	1968.6	0	0	0	1435.3	0	1.7	3405.6
13 CARBON	619.5	0	0	0	686.3	0	1.4	1307.2
39 LEHIGH	29972.1	725.4	3.7	0	11189.2	0	52.1	41942.5
40 LUZERNE	152.4	4.2	0	0	49.2	0	3.8	209.6
45 MONROE	20	38	0	0	0	0	4.1	62.1
46 MONTGOMERY	10.7	0	0	0	12.4	0	4.1	27.2
48 NORTHAMPTON	63321	5783.6	4057.5	2364.9	26640.4	0	124.2	102291.6
52 PIKE	0	0	0	0	86.9	0	10.4	97.3
54 SCHUYLKILL	0	0	0	0	12.9	0	0	12.9
64 WAYNE	0	0	0	0	17.7	0	0	17.7
NJ NEW JERSEY	12451.7	115.5	1327.8	0	2360.8	0	265.5	16521.3
<b>Waste Totals:</b>	<b>108534.8</b>	<b>6666.7</b>	<b>5389</b>	<b>2364.9</b>	<b>42558.2</b>	<b>0</b>	<b>471.2</b>	<b>165984.8</b>



Please Use  
Recycled Paper

Phone: 717-783-9258  
 Printed: 2/6/2019

Also visit our Internet WWW Site at: <http://www.dep.state.pa.us>

DISCLAIMER: While care has been taken in the preparation of this report, there is no warranty or guarantee as to the data, calculation or content accuracy. The Commonwealth reserves the right to update or change any data or presentation format without notice or liability.

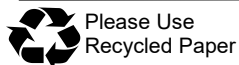
Commonwealth of Pennsylvania  
 Department of Environmental Protection  
 Bureau of Waste Management  
 Division of Reporting and Fee Collection

-----  
 Landfill Waste Receipts  
 in Tons (2000 lbs.) of Waste

For Year: 2018

Disposal Facility: 100955, CLINTON COUNTY SWA WAYNE TOWNSHIP LANDFILL

County/State that Generated Waste	Waste Type: Municipal	Residual	Sewage Sludge	Processed Medical	Construction	WTE Ash Residue	Asbestos	Total
01 ADAMS	0	0	0	0	0	0	1.4	1.4
02 ALLEGHENY	0	0	0	0	0	0	0.6	0.6
03 ARMSTRONG	0	33.8	0	0	0	0	0.1	33.9
04 BEAVER	0	236.2	0	0	0	0	0	236.2
06 BERKS	0	0	0	0	41	0	1.5	42.5
07 BLAIR	0	248	0	0	339.7	0	40.8	628.5
08 BRADFORD	58.1	1549.1	0	0	599	0	0	2206.2
09 BUCKS	0	0.1	0	0	0	0	0.4	0.5
10 BUTLER	0	252.4	0	0	0	0	0	252.4
11 CAMBRIA	0	2.7	0	0	167.7	0	0.4	170.8
12 CAMERON	6.3	0.5	0	0	0	0	0.3	7.1
13 CARBON	0	0	0	0	25.7	0	0	25.7
14 CENTRE	3287.5	1177.5	2938.3	0	104	0	942	8449.3
15 CHESTER	0	0.8	0	0	0	0	6.5	7.3
16 CLARION	0	0.6	0	0	0	0	0.1	0.7
17 CLEARFIELD	2313.5	272	76.2	0	209.5	0	42.2	2913.4
18 CLINTON	32517	14211.6	2968.4	0	5143.1	0	68.2	54908.3
19 COLUMBIA	26.9	9593	0	0	622.9	0	5.2	10248
20 CRAWFORD	0	8.6	0	0	0	0	0	8.6
21 CUMBERLAND	19.9	6871	0	0	65.6	0	8.2	6964.7
22 DAUPHIN	0	0.3	0	0	0	0	0	0.3
24 ELK	6.8	19	0	0	0	0	4.6	30.4
26 FAYETTE	0	121	0	0	0	0	0	121
28 FRANKLIN	0	3.4	0	0	0	0	1.1	4.5
30 GREENE	0	416.3	0	0	0	0	0	416.3
31 HUNTINGDON	66.1	17.7	0	0	128.5	0	11	223.3
32 INDIANA	0	1.1	0	0	0	0	0	1.1
33 JEFFERSON	0	264.6	0	0	0	0	0.2	264.8
34 JUNIATA	9656.3	2725.2	0	0	1530.4	0	0	13911.9
35 LACKAWANNA	2.6	17.1	0	0	0	0	1.1	20.8



Please Use  
Recycled Paper

Phone: 717-783-9258

Printed: 2/6/2019

Also visit our Internet WWW Site at: <http://www.dep.state.pa.us>

DISCLAIMER: While care has been taken in the preparation of this report, there is no warranty or guarantee as to the data, calculation or content accuracy. The Commonwealth reserves the right to update or change any data or presentation format without notice or liability.

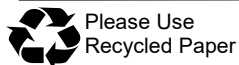


**Commonwealth of Pennsylvania  
Department of Environmental Protection  
Bureau of Waste Management  
Division of Reporting and Fee Collection**

-----  
**Landfill Waste Receipts  
in Tons (2000 lbs.) of Waste**

**For Year: 2018**

36 LANCASTER	0	0	0	0	0	0	54.2	54.2
38 LEBANON	0	4.8	0	0	0	0	26	30.8
40 LUZERNE	36437.8	1748.8	1042.5	0	1935.9	0	41	41206
41 LYCOMING	19675.7	31900.9	437.7	0	6332.3	0	59.3	58405.9
42 MCKEAN	0	0	0	0	0	0	1.3	1.3
43 MERCER	0	0.9	0	0	0	0	1	1.9
44 MIFFLIN	22216.2	1930.3	764.1	0	4571.4	0	17.3	29499.3
45 MONROE	0	1	0	0	0	0	6.8	7.8
46 MONTGOMERY	0	0	0	0	0	0	0.3	0.3
47 MONTOUR	18.4	10.3	0	0	53.1	0	0.1	81.9
49 NORTHUMBERLAND	11764.4	611.6	1865.1	0	637	0	330.6	15208.7
50 PERRY	8676.4	1.3	0	0	260.8	0	0	8938.5
51 PHILADELPHIA	0	0	0	0	80.5	0	0	80.5
52 PIKE	0	0	0	0	0	0	1.7	1.7
53 POTTER	0	132.9	0	0	110.2	0	16.3	259.4
54 SCHUYLKILL	3.6	175.3	0	0	3373.5	0	9.4	3561.8
55 SNYDER	3085.1	64.9	0	0	421.5	0	21.1	3592.6
57 SULLIVAN	5.3	20.2	0	0	0	0	0	25.5
58 SUSQUEHANNA	0	35.2	0	0	0	0	0	35.2
59 TIOGA	70.1	3554.5	0	0	83.7	0	12.6	3720.9
60 UNION	603.8	1180.9	0	0	761.9	0	28.4	2575
63 WASHINGTON	0	164	0	0	0	0	0	164
65 WESTMORELAND	0	0	0	0	0	0	1	1
66 WYOMING	23.6	151	0	0	0	0	5.5	180.1
67 YORK	0	0.4	0	0	0	0	2.5	2.9
CT CONNECTICUT	0	0	0	0	0	0	60.1	60.1
MD MARYLAND	0	272.2	0	0	0	0	0	272.2
MI MICHIGAN	15.8	0	0	0	0	0	0	15.8
NJ NEW JERSEY	390	323.1	0	0	0	0	0	713.1
NY NEW YORK	0	0	3696.5	0	0	0	0	3696.5
OH OHIO	0	486.1	0	0	0	0	0	486.1
VA VIRGINIA	0	0	0	0	48	0	0	48
WV WEST VIRGINIA	0	918	0	0	0	0	0	918



Please Use  
Recycled Paper

Phone: 717-783-9258  
Printed: 2/6/2019

Also visit our Internet WWW Site at: <http://www.dep.state.pa.us>

DISCLAIMER: While care has been taken in the preparation of this report, there is no warranty or guarantee as to the data, calculation or content accuracy. The Commonwealth reserves the right to update or change any data or presentation format without notice or liability.

Commonwealth of Pennsylvania  
 Department of Environmental Protection  
 Bureau of Waste Management  
 Division of Reporting and Fee Collection

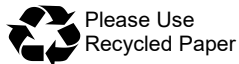
-----  
 Landfill Waste Receipts  
 in Tons (2000 lbs.) of Waste

For Year: 2018

<b>Waste Totals:</b>	<b>150947.2</b>	<b>81732.2</b>	<b>13788.8</b>	<b>0</b>	<b>27646.9</b>	<b>0</b>	<b>1832.4</b>	<b>275947.5</b>
----------------------	-----------------	----------------	----------------	----------	----------------	----------	---------------	-----------------

**Disposal Facility: 101615, COMMONWEALTH ENVIRONMENTAL SYSTEMS LANDFILL**

County/State that Generated Waste	Waste Type: Municipal	Residual	Sewage Sludge	Processed Medical	Construction	WTE Ash Residue	Asbestos	Total
06 BERKS	36804.7	1788.4	193.4	0	4147.4	0	0	42933.9
09 BUCKS	0	1545	0	0	0	0	0	1545
13 CARBON	18042.1	0	0	0	763.1	0	0	18805.2
19 COLUMBIA	0	44.6	0	0	0	0	0	44.6
21 CUMBERLAND	5821.8	0	0	0	770.8	0	0	6592.6
22 DAUPHIN	27.1	1369.9	61.7	0	2373.1	0	1.1	3832.9
38 LEBANON	0	1655.8	0	0	0.4	0	0	1656.2
39 LEHIGH	23538.8	0	0	0	2752.8	0	0	26291.6
40 LUZERNE	40146.7	5948.5	5990.7	257.6	888.1	0	0	53231.6
45 MONROE	0	1.7	0	0	0	0	0	1.7
48 NORTHAMPTON	816.4	0	0	0	19.3	0	0	835.7
49 NORTHUMBERLAND	21052.4	489.9	0	0	118.6	0	1	21661.9
50 PERRY	16.4	0	0	0	0	0	0	16.4
51 PHILADELPHIA	1667.9	0	0	0	3309.6	0	0	4977.5
54 SCHUYLKILL	180923.2	16739.6	2667.4	211.4	15185	0	2.6	215729.2
CT CONNECTICUT	2072.2	0	0	0	93.8	0	0	2166
NJ NEW JERSEY	91150.3	3012.1	0	0	26289.1	0	0	120451.5
NY NEW YORK	103096.9	11889.2	36971.2	0	5752.5	0	0	157709.8
<b>Waste Totals:</b>	<b>525176.9</b>	<b>44484.7</b>	<b>45884.4</b>	<b>469</b>	<b>62463.6</b>	<b>0</b>	<b>4.7</b>	<b>678483.3</b>



Please Use  
Recycled Paper

Phone: 717-783-9258  
 Printed: 2/6/2019

Also visit our Internet WWW Site at: <http://www.dep.state.pa.us>

DISCLAIMER: While care has been taken in the preparation of this report, there is no warranty or guarantee as to the data, calculation or content accuracy. The Commonwealth reserves the right to update or change any data or presentation format without notice or liability.

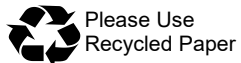
Commonwealth of Pennsylvania  
 Department of Environmental Protection  
 Bureau of Waste Management  
 Division of Reporting and Fee Collection

-----  
 Landfill Waste Receipts  
 in Tons (2000 lbs.) of Waste

For Year: 2018

Disposal Facility: 101509, CONNESTOGA LANDFILL

County/State that Generated Waste	Waste Type: Municipal	Residual	Sewage Sludge	Processed Medical	Construction	WTE Ash Residue	Asbestos	Total
06 BERKS	69778.5	47666.7	604	15192.6	4234.4	0	387.6	137863.8
09 BUCKS	78428.7	1486.9	0	0	3549.3	0	2.5	83467.4
13 CARBON	0	0	0	0	0	0	0.7	0.7
15 CHESTER	0	17749.4	0	0	472.4	0	505.7	18727.5
22 DAUPHIN	0	39.8	0	0	0	0	0	39.8
23 DELAWARE	108.2	9384.7	1631.4	66.7	755.7	0	142.4	12089.1
36 LANCASTER	0	4848	0	0	0	0	0	4848
38 LEBANON	0	2558.7	0	0	0	0	0	2558.7
39 LEHIGH	38927.1	358.5	0	0	544.2	0	5	39834.8
40 LUZERNE	0	7.8	0	0	0	0	0.9	8.7
45 MONROE	0	0.5	0	0	0	0	0	0.5
46 MONTGOMERY	29566.9	79962.5	0	0	6939.1	0	1565.9	118034.4
48 NORTHAMPTON	0	156	0	0	81.9	0	0	237.9
51 PHILADELPHIA	31723.8	53266.9	0	183.9	7987.7	0	212.1	93374.4
54 SCHUYLKILL	0	0	0	0	0	0	1.8	1.8
64 WAYNE	0	20.4	0	0	0	0	0	20.4
CT CONNECTICUT	351.2	2539.7	0	0	0	0	194.7	3085.6
DC DISRICT OF COLUMBIA	0	135.9	0	0	0	0	0	135.9
DE DELAWARE (ST)	2028.8	6387.2	0	0	0	0	36.5	8452.5
MD MARYLAND	0	200.4	0	0	0	0	0	200.4
NJ NEW JERSEY	329273.2	86168	0	0	78851.8	0	880.2	495173.2
NY NEW YORK	14958.8	101590.5	0	0	45.5	0	60.2	116655
VA VIRGINIA	0	8.7	0	0	0	0	0	8.7
<b>Waste Totals:</b>	<b>595145.2</b>	<b>414537.2</b>	<b>2235.4</b>	<b>15443.2</b>	<b>103462</b>	<b>0</b>	<b>3996.2</b>	<b>1134819.2</b>



Please Use  
Recycled Paper

Phone: 717-783-9258  
 Printed: 2/6/2019

Also visit our Internet WWW Site at: <http://www.dep.state.pa.us>

DISCLAIMER: While care has been taken in the preparation of this report, there is no warranty or guarantee as to the data, calculation or content accuracy. The Commonwealth reserves the right to update or change any data or presentation format without notice or liability.

Commonwealth of Pennsylvania  
 Department of Environmental Protection  
 Bureau of Waste Management  
 Division of Reporting and Fee Collection

-----  
 Landfill Waste Receipts  
 in Tons (2000 lbs.) of Waste

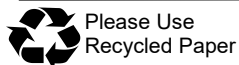
For Year: 2018

Disposal Facility: 400593, COVANTA DELAWARE VALLEY

County/State that Generated Waste	Waste Type: Municipal	Residual	Sewage Sludge	Processed Medical	Construction	WTE Ash Residue	Asbestos	Total
09 BUCKS	30.1	343	0	0	0	0	0	373.1
15 CHESTER	16.1	10.8	0	0	0	0	0	26.9
23 DELAWARE	332718.8	2129	0	0	0	0	0	334847.8
35 LACKAWANNA	0	12.9	0	0	0	0	0	12.9
39 LEHIGH	115.9	120.5	0	0	0	0	0	236.4
40 LUZERNE	0	21.9	0	0	0	0	0	21.9
51 PHILADELPHIA	403975.4	15428.9	0	0	0	0	0	419404.3
67 YORK	0	11.8	0	0	0	0	0	11.8
DE DELAWARE (ST)	189797.5	2601.1	0	0	0	0	0	192398.6
MD MARYLAND	33803.1	333.8	0	0	0	0	0	34136.9
NC NORTH CAROLINA	732.1	596.2	0	0	0	0	0	1328.3
NJ NEW JERSEY	228815.9	6901.1	0	0	0	0	0	235717
NY NEW YORK	54701.6	0	0	0	0	0	0	54701.6
VA VIRGINIA	0	1399.2	0	0	0	0	0	1399.2
<b>Waste Totals:</b>	<b>1244706.5</b>	<b>29910.2</b>	<b>0</b>	<b>0</b>	<b>0</b>	<b>0</b>	<b>0</b>	<b>1274616.7</b>

Disposal Facility: 400558, COVANTA PLYMOUTH RENEWABLE ENERGY

County/State that Generated Waste	Waste Type: Municipal	Residual	Sewage Sludge	Processed Medical	Construction	WTE Ash Residue	Asbestos	Total
06 BERKS	348.6	760.3	0	0	0	0	0	1108.9
09 BUCKS	35803.8	1860.7	0	0	0	0	0	37664.5
15 CHESTER	802.6	460.1	0	0	0	0	0	1262.7
23 DELAWARE	4625.7	0	0	0	0	0	0	4625.7
39 LEHIGH	7394.4	3624.5	0	0	0	0	0	11018.9
46 MONTGOMERY	300576.1	10238.2	0	0	0	0	0	310814.3
48 NORTHAMPTON	381.6	1107.9	0	0	0	0	0	1489.5
51 PHILADELPHIA	38459.5	67.2	0	0	0	0	0	38526.7
NJ NEW JERSEY	1302.6	0	0	0	0	0	0	1302.6
<b>Waste Totals:</b>	<b>389694.9</b>	<b>18118.9</b>	<b>0</b>	<b>0</b>	<b>0</b>	<b>0</b>	<b>0</b>	<b>407813.8</b>



Please Use  
Recycled Paper

Phone: 717-783-9258  
 Printed: 2/6/2019

Also visit our Internet WWW Site at: <http://www.dep.state.pa.us>

DISCLAIMER: While care has been taken in the preparation of this report, there is no warranty or guarantee as to the data, calculation or content accuracy. The Commonwealth reserves the right to update or change any data or presentation format without notice or liability.

Commonwealth of Pennsylvania  
 Department of Environmental Protection  
 Bureau of Waste Management  
 Division of Reporting and Fee Collection

-----  
 Landfill Waste Receipts  
 in Tons (2000 lbs.) of Waste

For Year: 2018

Disposal Facility: 100945, CUMBERLAND COUNTY LANDFILL

County/State that Generated Waste	Waste Type: Municipal	Residual	Sewage Sludge	Processed Medical	Construction	WTE Ash Residue	Asbestos	Total
01 ADAMS	4446.2	676.1	0	0	3414.8	0	0	8537.1
05 BEDFORD	33292	4845.6	0	0	72.7	0	48.9	38259.2
06 BERKS	0	5706.3	0	0	0	0	1.7	5708
07 BLAIR	2.2	5054.6	0	0	0	0	56.3	5113.1
09 BUCKS	0	366.3	90.7	0	0	0	0	457
11 CAMBRIA	0	0	0	0	0	0	12.3	12.3
15 CHESTER	0	0	0	0	115.6	0	0	115.6
19 COLUMBIA	0	0	0	0	0	0	4	4
21 CUMBERLAND	28847.5	14662.7	2379	0	60593.6	0	497.2	106980
22 DAUPHIN	249.7	20431.8	680.6	0	156.4	0	39.6	21558.1
28 FRANKLIN	4677.3	2643.8	58.2	0	992.4	0	174.6	8546.3
29 FULTON	5.6	0	0	0	1762.9	0	1.9	1770.4
31 HUNTINGDON	32515.5	3314.4	0	0	452.3	0	2.5	36284.7
34 JUNIATA	0	7449.4	0	0	660.6	0	0	8110
36 LANCASTER	0	54.3	269.3	0	0	0	0	323.6
38 LEBANON	0	7699	0	0	0	0	0	7699
39 LEHIGH	1572.7	0	0	0	0	0	0	1572.7
44 MIFFLIN	0	0	0	0	4.9	0	0	4.9
46 MONTGOMERY	0	1454.1	892.7	0	23.2	0	21.6	2391.6
48 NORTHAMPTON	66	0	0	0	0	0	0	66
50 PERRY	596.8	1835.8	550	0	2906	0	69.4	5958
51 PHILADELPHIA	0	2824.6	0	0	0	0	23.1	2847.7
54 SCHUYLKILL	0	1110.9	0	0	0	0	0	1110.9
55 SNYDER	0	0	0	0	4.2	0	0	4.2
65 WESTMORELAND	13.7	0	0	0	0	0	0	13.7
67 YORK	14.1	8341.6	1074.2	0	199.1	0	8405.9	18034.9
CA CALIFORNIA	48.9	0	0	0	0	0	0	48.9
CT CONNECTICUT	0.7	385.1	0	0	0	0	0	385.8
DC DISRICT OF COLUMBIA	0	66.3	0	0	0	0	0	66.3
IL ILLINOIS	10.6	0	0	0	0	0	0	10.6



Please Use  
Recycled Paper

Phone: 717-783-9258  
 Printed: 2/6/2019

Also visit our Internet WWW Site at: <http://www.dep.state.pa.us>

DISCLAIMER: While care has been taken in the preparation of this report, there is no warranty or guarantee as to the data, calculation or content accuracy. The Commonwealth reserves the right to update or change any data or presentation format without notice or liability.

Commonwealth of Pennsylvania  
Department of Environmental Protection  
Bureau of Waste Management  
Division of Reporting and Fee Collection

-----  
Landfill Waste Receipts  
in Tons (2000 lbs.) of Waste

For Year: 2018

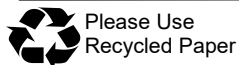
MD MARYLAND	52567.9	4974.5	12249.8	0	287.3	0	31.9	70111.4
NJ NEW JERSEY	206261.9	3784.1	0	0	287.5	0	915.4	211248.9
NY NEW YORK	73.8	1735.1	48710.8	0	21213.6	0	6172.2	77905.5
VA VIRGINIA	9.5	289.8	0	0	39.9	0	0	339.2
WV WEST VIRGINIA	0	6522.3	0	0	0	0	1370	7892.3
<b>Waste Totals:</b>	<b>365272.6</b>	<b>106228.5</b>	<b>66955.3</b>	<b>0</b>	<b>93187</b>	<b>0</b>	<b>17848.5</b>	<b>649491.9</b>

Disposal Facility: 100345, DELAWARE COUNTY SWA ROLLING HILLS LANDFILL

County/State that Generated Waste	Waste Type: Municipal	Residual	Sewage Sludge	Processed Medical	Construction	WTE Ash Residue	Asbestos	Total
06 BERKS	69937.7	70126.4	1393.6	0	6967.6	0	12.4	148437.7
09 BUCKS	0	0	0	0	8450.7	2999.7	0	11450.4
15 CHESTER	3222	0	0	0	257.7	0	0	3479.7
23 DELAWARE	1157	0	0	0	0	405747.2	0	406904.2
46 MONTGOMERY	20244.5	2020.7	0	0	7065.5	69803	0	99133.7
51 PHILADELPHIA	0	0	0	0	6234.2	0	0	6234.2
NJ NEW JERSEY	0	80053.5	0	0	3692.7	0	0	83746.2
NY NEW YORK	0	10876.5	0	0	0	0	0	10876.5
<b>Waste Totals:</b>	<b>94561.2</b>	<b>163077.1</b>	<b>1393.6</b>	<b>0</b>	<b>32668.4</b>	<b>478549.9</b>	<b>12.4</b>	<b>770262.6</b>

Disposal Facility: 100434, EVERGREEN LANDFILL

County/State that Generated Waste	Waste Type: Municipal	Residual	Sewage Sludge	Processed Medical	Construction	WTE Ash Residue	Asbestos	Total
02 ALLEGHENY	0	0	0	0	0.8	0	0	0.8
03 ARMSTRONG	12273.6	972	56.4	0	389.7	0	0	13691.7
07 BLAIR	6.5	0	323.9	0	0	0	0	330.4
10 BUTLER	0	396.4	0	0	0	0	0	396.4
11 CAMBRIA	50	127.1	0	0	77.5	0	0	254.6
17 CLEARFIELD	0	0	0	0	5.5	0	0	5.5
26 FAYETTE	36.4	0	0	0	25.7	0	0	62.1
32 INDIANA	38813.3	5649.5	2057.2	0	6798	0	0	53318
33 JEFFERSON	1953.1	10.8	864.2	0	55.9	0	0	2884
56 SOMERSET	0	0	0	0	6.7	0	0	6.7
65 WESTMORELAND	14707.8	3404	1316.9	0	798.4	0	0	20227.1
<b>Waste Totals:</b>	<b>67840.7</b>	<b>10559.8</b>	<b>4618.6</b>	<b>0</b>	<b>8158.2</b>	<b>0</b>	<b>0</b>	<b>91177.3</b>



Please Use  
Recycled Paper

Phone: 717-783-9258  
Printed: 2/6/2019

Also visit our Internet WWW Site at: <http://www.dep.state.pa.us>

DISCLAIMER: While care has been taken in the preparation of this report, there is no warranty or guarantee as to the data, calculation or content accuracy. The Commonwealth reserves the right to update or change any data or presentation format without notice or liability.

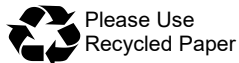
Commonwealth of Pennsylvania  
 Department of Environmental Protection  
 Bureau of Waste Management  
 Division of Reporting and Fee Collection

-----  
 Landfill Waste Receipts  
 in Tons (2000 lbs.) of Waste

For Year: 2018

Disposal Facility: 101699, FAIRLESS LANDFILL

County/State that Generated Waste	Waste Type: Municipal	Residual	Sewage Sludge	Processed Medical	Construction	WTE Ash Residue	Asbestos	Total
02 ALLEGHENY	25.6	7.1	0	0	27.4	0	0	60.1
06 BERKS	230.6	238.4	5.4	0	0	0	0	474.4
09 BUCKS	87697.8	186815.8	7739.8	624	35425.9	131224.5	307.1	449834.9
13 CARBON	78.2	13.9	0	0	0	0	0	92.1
15 CHESTER	62.2	129.5	0	0	1155.3	0	0	1347
19 COLUMBIA	0	0	0	0	0	0	5.9	5.9
21 CUMBERLAND	47.1	0	0	0	0	0	0	47.1
22 DAUPHIN	0	0	0	0	569	0	0	569
23 DELAWARE	117069.7	200.6	90.1	0	110.3	0	60.1	117530.8
35 LACKAWANNA	19.8	0	0	0	0	0	0	19.8
36 LANCASTER	0	47.7	0	0	0	0	0	47.7
39 LEHIGH	4097.7	0	0	0	1.5	0	0.9	4100.1
40 LUZERNE	29	20.6	0	0	0	0	0	49.6
45 MONROE	9.5	0	0	0	0	0	0	9.5
46 MONTGOMERY	31235.8	7077.3	5262.4	300.7	1184.8	72.2	32.3	45165.5
48 NORTHAMPTON	13.1	0	0	0	0	0	1.7	14.8
51 PHILADELPHIA	496906.9	8093.5	19039.2	1806.1	18043.9	0	991.2	544880.8
54 SCHUYLKILL	0	17.3	0	0	0	0	0	17.3
CT CONNECTICUT	11257	15291.4	0	0	72.4	0	372.2	26993
DC DISRICT OF COLUMBIA	0	0	0	0	91.2	0	0	91.2
DE DELAWARE (ST)	21.7	7564.7	0	0	580.6	0	271.5	8438.5
MD MARYLAND	0	0	0	0	13	0	0	13
NC NORTH CAROLINA	0	15.7	0	0	2.4	0	0	18.1
NH NEW HAMPSHIRE	69.5	1.8	0	0	48.8	0	38.8	158.9
NJ NEW JERSEY	999527.4	214525.6	13760.2	12.5	489561.2	31321.9	5144.7	1753853.5
NY NEW YORK	849788.3	79637.2	0	134.8	177924.9	14.9	9220.8	1116720.9
<b>Waste Totals:</b>	<b>2598186.9</b>	<b>519698.1</b>	<b>45897.1</b>	<b>2878.1</b>	<b>724812.6</b>	<b>162633.5</b>	<b>16447.2</b>	<b>4070553.5</b>



Please Use  
Recycled Paper

Phone: 717-783-9258  
 Printed: 2/6/2019

Also visit our Internet WWW Site at: <http://www.dep.state.pa.us>

DISCLAIMER: While care has been taken in the preparation of this report, there is no warranty or guarantee as to the data, calculation or content accuracy. The Commonwealth reserves the right to update or change any data or presentation format without notice or liability.

Commonwealth of Pennsylvania  
 Department of Environmental Protection  
 Bureau of Waste Management  
 Division of Reporting and Fee Collection

-----  
 Landfill Waste Receipts  
 in Tons (2000 lbs.) of Waste

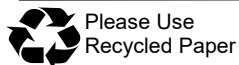
For Year: 2018

Disposal Facility: 100265, GRAND CENTRAL SANITARY LANDFILL INC

County/State that Generated Waste	Waste Type: Municipal	Residual	Sewage Sludge	Processed Medical	Construction	WTE Ash Residue	Asbestos	Total
06 BERKS	2815.5	640.6	0	0	0	0	0	3456.1
09 BUCKS	1230.7	50.3	0	192.2	62.6	0	0	1535.8
13 CARBON	7800.4	61.9	492.3	0	617.3	0	0	8971.9
22 DAUPHIN	0	0	0	0	101.8	0	0	101.8
23 DELAWARE	1.1	0	0	0	0	0	0	1.1
35 LACKAWANNA	6.6	0	0	0	0	0	0	6.6
39 LEHIGH	88507.7	8404.5	579.2	755.3	738.7	0	0	98985.4
40 LUZERNE	42.3	0	0	0	4.3	0	23.6	70.2
45 MONROE	95326.6	3299.9	2791.7	5379.7	21359.5	0	64.1	128221.5
46 MONTGOMERY	829.9	0	30.4	0	772.2	0	2.1	1634.6
48 NORTHAMPTON	97052.1	9412.9	3858.2	39.6	6236	0	0.1	116598.9
51 PHILADELPHIA	0	0	0	0	0	0	66.2	66.2
52 PIKE	2866.3	0	0	0	312.6	0	0	3178.9
58 SUSQUEHANNA	0	18.5	0	0	0	0	0	18.5
64 WAYNE	12.5	0	0	0	0	0	0	12.5
CT CONNECTICUT	68.1	1879.1	0	0	19.8	0	310.1	2277.1
MA MASSACHUSETTS	0	447.8	0	0	2	0	0	449.8
NJ NEW JERSEY	149155.5	35129.7	2287.7	0	15718.7	70101.8	1982.9	274376.3
NY NEW YORK	4022.2	1719.8	0	317.9	1571.6	0	661.9	8293.4
<b>Waste Totals:</b>	<b>449737.5</b>	<b>61065</b>	<b>10039.5</b>	<b>6684.7</b>	<b>47517.1</b>	<b>70101.8</b>	<b>3111</b>	<b>648256.6</b>

Disposal Facility: 101544, GREATER LEBANON REFUSE AUTHORITY LANDFILL

County/State that Generated Waste	Waste Type: Municipal	Residual	Sewage Sludge	Processed Medical	Construction	WTE Ash Residue	Asbestos	Total
38 LEBANON	91686.3	20690.2	2695.4	0	30346.3	0	0	145418.2
<b>Waste Totals:</b>	<b>91686.3</b>	<b>20690.2</b>	<b>2695.4</b>	<b>0</b>	<b>30346.3</b>	<b>0</b>	<b>0</b>	<b>145418.2</b>



Please Use  
Recycled Paper

Phone: 717-783-9258  
 Printed: 2/6/2019

Also visit our Internet WWW Site at: <http://www.dep.state.pa.us>

DISCLAIMER: While care has been taken in the preparation of this report, there is no warranty or guarantee as to the data, calculation or content accuracy. The Commonwealth reserves the right to update or change any data or presentation format without notice or liability.




Commonwealth of Pennsylvania  
 Department of Environmental Protection  
 Bureau of Waste Management  
 Division of Reporting and Fee Collection

-----  
 Landfill Waste Receipts  
 in Tons (2000 lbs.) of Waste

For Year: 2018

Disposal Facility: 100281, GREENRIDGE RECLAMATION LANDFILL

County/State that Generated Waste	Waste Type: Municipal	Residual	Sewage Sludge	Processed Medical	Construction	WTE Ash Residue	Asbestos	Total
02 ALLEGHENY	65966	8819.2	5752.7	0	3718.6	0	46.5	84303
03 ARMSTRONG	16.1	0	0	0	10.6	0	0	26.7
10 BUTLER	5	0	280.6	0	0	0	0	285.6
11 CAMBRIA	0	696.9	0	0	0	0	0	696.9
26 FAYETTE	5987.9	7274	439	0	2540.7	0	0	16241.6
30 GREENE	10.5	0	0	0	4.6	0	0	15.1
32 INDIANA	6.8	24.9	0	0	3.9	0	142.1	177.7
42 MCKEAN	4	0	0	0	0	0	0	4
56 SOMERSET	1524.9	0	0	0	276	0	0	1800.9
63 WASHINGTON	2226.7	873.6	2355.2	0	78.6	0	0	5534.1
65 WESTMORELAND	66204.9	40530.8	16761.7	0	17484.6	0	15.8	140997.8
KY KENTUCKY	0	0	0	0	0	0	0.1	0.1
MD MARYLAND	0	0	0	0	0	0	0.2	0.2
WV WEST VIRGINIA	215.7	23790.4	0	2301.1	50.9	0	22.7	26380.8
<b>Waste Totals:</b>	<b>142168.5</b>	<b>82009.8</b>	<b>25589.2</b>	<b>2301.1</b>	<b>24168.5</b>	<b>0</b>	<b>227.4</b>	<b>276464.5</b>



Please Use  
Recycled Paper

Phone: 717-783-9258  
 Printed: 2/6/2019

Also visit our Internet WWW Site at: <http://www.dep.state.pa.us>

DISCLAIMER: While care has been taken in the preparation of this report, there is no warranty or guarantee as to the data, calculation or content accuracy. The Commonwealth reserves the right to update or change any data or presentation format without notice or liability.


Commonwealth of Pennsylvania  
 Department of Environmental Protection  
 Bureau of Waste Management  
 Division of Reporting and Fee Collection

-----  
 Landfill Waste Receipts  
 in Tons (2000 lbs.) of Waste

For Year: 2018

Disposal Facility: 100934, IESI PA BLUE RIDGE LANDFILL CORP

County/State that Generated Waste	Waste Type: Municipal	Residual	Sewage Sludge	Processed Medical	Construction	WTE Ash Residue	Asbestos	Total
01 ADAMS	25846.1	2074	0	0	6445.4	0	0	34365.5
21 CUMBERLAND	24318.3	2213.7	969.7	0	5342.2	0	0	32843.9
22 DAUPHIN	5.3	0	0	0	146.8	0	0	152.1
28 FRANKLIN	78189.1	20729.3	9029.7	0	8670.6	0	23.6	116642.3
29 FULTON	32.1	0	0	0	81.9	0	0	114
31 HUNTINGDON	62.8	0	210.3	0	0	0	0	273.1
36 LANCASTER	0	112.6	0	0	0	0	0	112.6
50 PERRY	40.7	0	0	0	24.4	0	0	65.1
67 YORK	0	170	0	0	111.3	0	0	281.3
DC DISRICT OF COLUMBIA	92769	339.8	0	0	0	0	0	93108.8
MD MARYLAND	399898	8094.7	239.5	0	2344.1	0	0	410576.3
NJ NEW JERSEY	0	99.3	0	0	0	0	0	99.3
NY NEW YORK	53625.4	0	0	0	0	0	203.3	53828.7
WV WEST VIRGINIA	14456.2	0	0	0	206.3	0	0.4	14662.9
<b>Waste Totals:</b>	<b>689243</b>	<b>33833.4</b>	<b>10449.2</b>	<b>0</b>	<b>23373</b>	<b>0</b>	<b>227.3</b>	<b>757125.9</b>



Please Use  
Recycled Paper

Phone: 717-783-9258  
 Printed: 2/6/2019

Also visit our Internet WWW Site at: <http://www.dep.state.pa.us>

DISCLAIMER: While care has been taken in the preparation of this report, there is no warranty or guarantee as to the data, calculation or content accuracy. The Commonwealth reserves the right to update or change any data or presentation format without notice or liability.

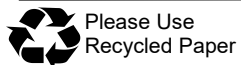
Commonwealth of Pennsylvania  
 Department of Environmental Protection  
 Bureau of Waste Management  
 Division of Reporting and Fee Collection

-----  
 Landfill Waste Receipts  
 in Tons (2000 lbs.) of Waste

For Year: 2018

Disposal Facility: 100620, IMPERIAL LANDFILL

County/State that Generated Waste	Waste Type: Municipal	Residual	Sewage Sludge	Processed Medical	Construction	WTE Ash Residue	Asbestos	Total
02 ALLEGHENY	333722.7	56499.5	15366.1	0	21414.1	8833.6	7165.3	443001.3
03 ARMSTRONG	4.7	0	0	0	0	0	5.7	10.4
04 BEAVER	6621.3	11870.2	2453	0	1125	0	547.1	22616.6
07 BLAIR	0	0	0	0	0	0	0.4	0.4
10 BUTLER	5462.5	590.7	0	0	382	0	75.7	6510.9
11 CAMBRIA	0	0	0	0	0	0	0.6	0.6
16 CLARION	0	0	0	0	1.9	0	6.8	8.7
25 ERIE	0	0	0	0	0	0	5.4	5.4
26 FAYETTE	64.5	0.1	0	0	7.4	0	7.5	79.5
27 FOREST	3.3	0	0	0	0	0	0	3.3
30 GREENE	3.5	93.3	0	0	0	0	60.8	157.6
31 HUNTINGDON	0	0	0	0	0	0	0.9	0.9
32 INDIANA	0	0	0	0	0	0	2.7	2.7
33 JEFFERSON	0	3	0	0	0	0	9.5	12.5
37 LAWRENCE	7.6	0	0	0	6.2	0	2.4	16.2
42 MCKEAN	8.7	0	0	0	0	0	0.3	9
43 MERCER	0	0	0	0	0	0	3	3
62 WARREN	0.9	0	0	0	0	0	0	0.9
63 WASHINGTON	16846.2	24295.4	9973.9	0	3546.4	0	65.9	54727.8
65 WESTMORELAND	250.4	2260	0	0	0	0	49.9	2560.3
CT CONNECTICUT	0	14.7	0	0	0	0	44.8	59.5
DC DISRICT OF COLUMBIA	2.1	0	0	0	0	0	0	2.1
MA MASSACHUSETTS	0	0	0	0	0	0	24	24
MD MARYLAND	0	0	0	0	0	0	0.3	0.3
NY NEW YORK	0	1683.9	0	0	0	0	0	1683.9
OH OHIO	32.6	48347.4	357.2	0	0	0	74.6	48811.8
WV WEST VIRGINIA	6953.5	18939.7	177.5	0	123.3	0	347.1	26541.1
<b>Waste Totals:</b>	<b>369984.5</b>	<b>164597.9</b>	<b>28327.7</b>	<b>0</b>	<b>26606.3</b>	<b>8833.6</b>	<b>8500.7</b>	<b>606850.7</b>



Please Use  
Recycled Paper

Phone: 717-783-9258  
 Printed: 2/6/2019

Also visit our Internet WWW Site at: <http://www.dep.state.pa.us>

DISCLAIMER: While care has been taken in the preparation of this report, there is no warranty or guarantee as to the data, calculation or content accuracy. The Commonwealth reserves the right to update or change any data or presentation format without notice or liability.

Commonwealth of Pennsylvania  
 Department of Environmental Protection  
 Bureau of Waste Management  
 Division of Reporting and Fee Collection

-----  
 Landfill Waste Receipts  
 in Tons (2000 lbs.) of Waste

For Year: 2018

Disposal Facility: 101439, JOSEPH J BRUNNER INC LANDFILL

County/State that Generated Waste	Waste Type: Municipal	Residual	Sewage Sludge	Processed Medical	Construction	WTE Ash Residue	Asbestos	Total
02 ALLEGHENY	21557.9	868.9	737.9	0	0	1.7	63.5	23229.9
03 ARMSTRONG	0	0	0	0	0	0	1.3	1.3
04 BEAVER	25222.8	9473.5	5607	0	0	0	2.2	40305.5
10 BUTLER	5044.4	116.7	4537.7	0	0	0	2.5	9701.3
20 CRAWFORD	0	0	0	0	0	0	1.3	1.3
32 INDIANA	0	0	0	0	0	0.3	0	0.3
33 JEFFERSON	0	0	0	0	0	0.5	0	0.5
37 LAWRENCE	38.7	0	82.6	0	0	0	1.2	122.5
63 WASHINGTON	0	0	0	0	0	0	3.1	3.1
65 WESTMORELAND	0	0	0	0	0	0	1.9	1.9
<b>Waste Totals:</b>	<b>51863.8</b>	<b>10459.1</b>	<b>10965.2</b>	<b>0</b>	<b>0</b>	<b>2.5</b>	<b>77</b>	<b>73367.6</b>

Disposal Facility: 100663, KELLY RUN SANITATION INC LANDFILL

County/State that Generated Waste	Waste Type: Municipal	Residual	Sewage Sludge	Processed Medical	Construction	WTE Ash Residue	Asbestos	Total
02 ALLEGHENY	58053.1	16615.3	8.7	0	9676.6	0	0	84353.7
10 BUTLER	0	5.4	0	0	0	0	0	5.4
26 FAYETTE	5416.2	1664.5	835.9	0	728.6	0	0	8645.2
30 GREENE	429.7	13017.3	0	0	38.5	0	0	13485.5
63 WASHINGTON	8049.5	2466.3	53.3	0	634.8	0	0	11203.9
65 WESTMORELAND	8994.4	3314.2	0	0	787.1	0	0	13095.7
OH OHIO	5.5	215.6	0	0	0	0	0	221.1
WV WEST VIRGINIA	23.9	325.5	0	0	36.9	0	0	386.3
<b>Waste Totals:</b>	<b>80972.3</b>	<b>37624.1</b>	<b>897.9</b>	<b>0</b>	<b>11902.5</b>	<b>0</b>	<b>0</b>	<b>131396.8</b>



Please Use  
Recycled Paper

Phone: 717-783-9258  
 Printed: 2/6/2019

Also visit our Internet WWW Site at: <http://www.dep.state.pa.us>

DISCLAIMER: While care has been taken in the preparation of this report, there is no warranty or guarantee as to the data, calculation or content accuracy. The Commonwealth reserves the right to update or change any data or presentation format without notice or liability.


Commonwealth of Pennsylvania  
 Department of Environmental Protection  
 Bureau of Waste Management  
 Division of Reporting and Fee Collection

-----  
 Landfill Waste Receipts  
 in Tons (2000 lbs.) of Waste

For Year: 2018

Disposal Facility: 101247, KEYSTONE SANITARY LANDFILL

County/State that Generated Waste	Waste Type: Municipal	Residual	Sewage Sludge	Processed Medical	Construction	WTE Ash Residue	Asbestos	Total
08 BRADFORD	0	57.4	0	0	0	0	0	57.4
13 CARBON	88.3	0	0	0	43.8	0	0	132.1
19 COLUMBIA	6.4	5.9	0	0	0	0	0	12.3
35 LACKAWANNA	179077.2	18355.4	22543.1	0	11979.7	0	4.4	231959.8
39 LEHIGH	70.2	16.1	0	0	7.6	0	0	93.9
40 LUZERNE	75120.6	9269.4	9498.4	0	5915.6	0	565.5	100369.5
45 MONROE	16104.9	767.7	2221.4	0	61.3	0	0	19155.3
46 MONTGOMERY	617	0	0	0	0	0	0	617
48 NORTHAMPTON	0	9.6	803.6	0	0	0	0	813.2
49 NORTHUMBERLAND	3.4	0	0	0	105.4	0	2.1	110.9
51 PHILADELPHIA	666	0	0	0	0	0	0	666
52 PIKE	24824.6	90.9	2354.3	0	48.1	0	0	27317.9
53 POTTER	0.1	0	0	0	0	0	0	0.1
54 SCHUYLKILL	462.7	0	0	0	0	0	0	462.7
58 SUSQUEHANNA	14437.2	205609.8	4.3	0	5638.4	0	5.7	225695.4
59 TIOGA	0	17.2	0	0	0	0	0	17.2
60 UNION	0	0	0	0	4	0	0	4
64 WAYNE	1211.9	152.6	1294	0	889	0	0	3547.5
66 WYOMING	3725.2	226.4	364.3	0	474.5	0	0	4790.4
CT CONNECTICUT	31982.1	0	0	0	0	0	0	31982.1
NJ NEW JERSEY	458931.5	10643.6	0	0	782.2	0	2.9	470360.2
NY NEW YORK	686272.2	5141.7	0	0	91.1	0	0	691505
<b>Waste Totals:</b>	<b>1493601.5</b>	<b>250363.7</b>	<b>39083.4</b>	<b>0</b>	<b>26040.7</b>	<b>0</b>	<b>580.6</b>	<b>1809669.9</b>



Please Use  
Recycled Paper

Phone: 717-783-9258  
 Printed: 2/6/2019

Also visit our Internet WWW Site at: <http://www.dep.state.pa.us>

DISCLAIMER: While care has been taken in the preparation of this report, there is no warranty or guarantee as to the data, calculation or content accuracy. The Commonwealth reserves the right to update or change any data or presentation format without notice or liability.

Commonwealth of Pennsylvania  
 Department of Environmental Protection  
 Bureau of Waste Management  
 Division of Reporting and Fee Collection

-----  
 Landfill Waste Receipts  
 in Tons (2000 lbs.) of Waste

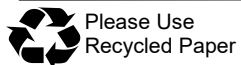
For Year: 2018

Disposal Facility: 100329, LAKE VIEW LANDFILL

County/State that Generated Waste	Waste Type: Municipal	Residual	Sewage Sludge	Processed Medical	Construction	WTE Ash Residue	Asbestos	Total
02 ALLEGHENY	0	0	0	0	0	12	0	12
20 CRAWFORD	9431	4160.3	0	0	933.4	0	52	14576.7
25 ERIE	112840.6	20691.3	9458	0	10824.9	2804.6	6820.8	163440.2
37 LAWRENCE	0	21.7	0	0	0	0	0	21.7
43 MERCER	14719	14.2	0	0	51.1	0	7.2	14791.5
59 TIOGA	0	1	0	0	0	0	0	1
61 VENANGO	0	1750	0	0	0	0	0	1750
62 WARREN	0	70	0	0	9.1	0	4.6	83.7
NY NEW YORK	31.5	0	0	0	2.5	0	0	34
OH OHIO	2.4	0	0	0	3.5	0	0	5.9
<b>Waste Totals:</b>	<b>137024.5</b>	<b>26708.5</b>	<b>9458</b>	<b>0</b>	<b>11824.5</b>	<b>2816.6</b>	<b>6884.6</b>	<b>194716.7</b>

Disposal Facility: 101534, LAUREL HIGHLANDS LANDFILL INC

County/State that Generated Waste	Waste Type: Municipal	Residual	Sewage Sludge	Processed Medical	Construction	WTE Ash Residue	Asbestos	Total
03 ARMSTRONG	0	2.5	0	0	0	0	0	2.5
05 BEDFORD	25	27.7	0	0	7.7	0	0	60.4
07 BLAIR	23011.2	18864.9	9261.8	0	4272.5	0	0	55410.4
11 CAMBRIA	31319.3	9756.4	3838.9	0	7886.2	0	0	52800.8
17 CLEARFIELD	0	39.4	169.8	0	3.2	0	0	212.4
31 HUNTINGDON	0	1502.9	0	0	0	0	0	1502.9
32 INDIANA	1065.2	74.9	0	0	635.5	0	0	1775.6
33 JEFFERSON	185.1	0	0	0	273.2	0	0	458.3
56 SOMERSET	13.9	0	0	0	17.1	0	0	31
65 WESTMORELAND	396.3	810.8	0	0	38.1	0	0	1245.2
FL FLORIDA	20.4	0	0	0	0	0	0	20.4
<b>Waste Totals:</b>	<b>56036.4</b>	<b>31079.5</b>	<b>13270.5</b>	<b>0</b>	<b>13133.5</b>	<b>0</b>	<b>0</b>	<b>113519.9</b>



Please Use  
Recycled Paper

Phone: 717-783-9258

Printed: 2/6/2019

Also visit our Internet WWW Site at: <http://www.dep.state.pa.us>

DISCLAIMER: While care has been taken in the preparation of this report, there is no warranty or guarantee as to the data, calculation or content accuracy. The Commonwealth reserves the right to update or change any data or presentation format without notice or liability.

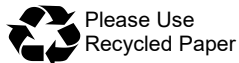
Commonwealth of Pennsylvania  
 Department of Environmental Protection  
 Bureau of Waste Management  
 Division of Reporting and Fee Collection

-----  
 Landfill Waste Receipts  
 in Tons (2000 lbs.) of Waste

For Year: 2018

Disposal Facility: 100758, LCSWMA - Susq. Resource Mgmt Complex

County/State that Generated Waste	Waste Type: Municipal	Residual	Sewage Sludge	Processed Medical	Construction	WTE Ash Residue	Asbestos	Total
01 ADAMS	0	0	0	0	4	0	0	4
02 ALLEGHENY	0	353.2	0	0	0	0	0	353.2
06 BERKS	3503.1	0	0	0	0	0	0	3503.1
07 BLAIR	0	0	0	0	3.1	0	0	3.1
10 BUTLER	0	374.5	0	0	0	0	0	374.5
11 CAMBRIA	11.6	0	0	0	0	0	0	11.6
12 CAMERON	0	0	0	0	11	0	0	11
18 CLINTON	0	656.8	0	0	0	0	0	656.8
19 COLUMBIA	0	242.3	0	0	0	0	0	242.3
21 CUMBERLAND	45329.5	926	0	0	8870.3	0	0	55125.8
22 DAUPHIN	189623.5	6626.2	0	0	29546.7	0	0	225796.4
26 FAYETTE	0	51.5	0	0	0	0	0	51.5
28 FRANKLIN	95.4	537	0	0	6.6	0	0	639
36 LANCASTER	14168.5	0	0	0	0	0	0	14168.5
38 LEBANON	0	265.9	0	0	0	0	0	265.9
39 LEHIGH	1.2	0	0	0	0	0	0	1.2
40 LUZERNE	0	1129.5	0	0	0	0	0	1129.5
41 LYCOMING	0	78.7	0	0	0	0	0	78.7
49 NORTHUMBERLAND	0	89.3	0	0	0	0	0	89.3
50 PERRY	1803.9	268	0	0	154.7	0	0	2226.6
51 PHILADELPHIA	1945.7	0	0	0	0	0	0	1945.7
54 SCHUYLKILL	163.2	275	0	0	0	0	0	438.2
60 UNION	1.8	7	0	0	0	0	0	8.8
65 WESTMORELAND	8.5	63.1	0	0	0	0	0	71.6
67 YORK	0	0	0	0	766.9	0	0	766.9
MD MARYLAND	6	87.4	0	0	0	0	0	93.4
NJ NEW JERSEY	2457.4	0	0	0	0	0	0	2457.4
<b>Waste Totals:</b>	<b>259119.3</b>	<b>12031.4</b>	<b>0</b>	<b>0</b>	<b>39363.3</b>	<b>0</b>	<b>0</b>	<b>310514</b>



Please Use  
Recycled Paper

Phone: 717-783-9258  
 Printed: 2/6/2019

Also visit our Internet WWW Site at: <http://www.dep.state.pa.us>

DISCLAIMER: While care has been taken in the preparation of this report, there is no warranty or guarantee as to the data, calculation or content accuracy. The Commonwealth reserves the right to update or change any data or presentation format without notice or liability.


Commonwealth of Pennsylvania  
 Department of Environmental Protection  
 Bureau of Waste Management  
 Division of Reporting and Fee Collection

-----  
 Landfill Waste Receipts  
 in Tons (2000 lbs.) of Waste

For Year: 2018

Disposal Facility: 101389, LCSWMA FREY FARM LANDFILL

County/State that Generated Waste	Waste Type: Municipal	Residual	Sewage Sludge	Processed Medical	Construction	WTE Ash Residue	Asbestos	Total
06 BERKS	0	19	0	0	0	0	0	19
22 DAUPHIN	0	2.5	0	0	28904.5	80475.9	0	109382.9
36 LANCASTER	61340.4	73676.2	27819	590.3	119241.4	89565.6	5.6	372238.5
38 LEBANON	0	1762.2	0	0	0	0	0	1762.2
66 WYOMING	0	98.3	0	0	0	0	0	98.3
67 YORK	4.2	6492.4	0	0	996.7	0	0	7493.3
DE DELAWARE (ST)	0	111.8	0	0	0	0	0	111.8
<b>Waste Totals:</b>	<b>61344.6</b>	<b>82162.4</b>	<b>27819</b>	<b>590.3</b>	<b>149142.6</b>	<b>170041.5</b>	<b>5.6</b>	<b>491106</b>



Please Use  
Recycled Paper

Phone: 717-783-9258  
 Printed: 2/6/2019

Also visit our Internet WWW Site at: <http://www.dep.state.pa.us>

DISCLAIMER: While care has been taken in the preparation of this report, there is no warranty or guarantee as to the data, calculation or content accuracy. The Commonwealth reserves the right to update or change any data or presentation format without notice or liability.



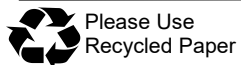
Commonwealth of Pennsylvania  
 Department of Environmental Protection  
 Bureau of Waste Management  
 Division of Reporting and Fee Collection

-----  
 Landfill Waste Receipts  
 in Tons (2000 lbs.) of Waste

For Year: 2018

Disposal Facility: 400592, LCSWMA RESOURCE RECOVERY FACILITY

County/State that Generated Waste	Waste Type: Municipal	Residual	Sewage Sludge	Processed Medical	Construction	WTE Ash Residue	Asbestos	Total
02 ALLEGHENY	0	6.5	0	0	0	0	0	6.5
06 BERKS	2375.7	1068.1	0	0	0	0	0	3443.8
07 BLAIR	0	64	0	0	0	0	0	64
09 BUCKS	0	2284.7	0	0	0	0	0	2284.7
11 CAMBRIA	0	71.9	0	0	0	0	0	71.9
13 CARBON	0	70.6	0	0	0	0	0	70.6
14 CENTRE	0	37.8	0	0	0	0	0	37.8
15 CHESTER	0	366.5	0	0	0	0	0	366.5
18 CLINTON	0	282.8	0	0	0	0	0	282.8
19 COLUMBIA	0	379	0	0	0	0	0	379
21 CUMBERLAND	3490.1	688.8	0	0	0	0	0	4178.9
22 DAUPHIN	12045	4363.8	0	0	0	0	0	16408.8
23 DELAWARE	0	19.4	0	0	0	0	0	19.4
36 LANCASTER	297713.2	46820.5	5955.3	0	456.7	0	0	350945.7
38 LEBANON	0	4701.6	0	0	0	0	0	4701.6
39 LEHIGH	0	5976.7	0	0	0	0	0	5976.7
40 LUZERNE	0	456.4	0	0	0	0	0	456.4
45 MONROE	0	943.6	0	0	0	0	0	943.6
46 MONTGOMERY	0	1391.9	0	0	0	0	0	1391.9
47 MONTOUR	0	18.3	0	0	0	0	0	18.3
48 NORTHAMPTON	0	189.9	0	0	0	0	0	189.9
49 NORTHUMBERLAND	0	119.9	0	0	0	0	0	119.9
50 PERRY	13.6	0	0	0	0	0	0	13.6
51 PHILADELPHIA	5133.4	37.8	0	0	0	0	0	5171.2
54 SCHUYLKILL	0	39.6	0	0	0	0	0	39.6
65 WESTMORELAND	0	1.4	0	0	0	0	0	1.4
66 WYOMING	0	4168.3	0	0	0	0	0	4168.3
67 YORK	1847	285.3	0	0	0	0	0	2132.3
DE DELAWARE (ST)	0	594.7	0	0	0	0	0	594.7
FL FLORIDA	0	31.9	0	0	0	0	0	31.9



Please Use  
Recycled Paper

Phone: 717-783-9258  
 Printed: 2/6/2019

Also visit our Internet WWW Site at: <http://www.dep.state.pa.us>


DISCLAIMER: While care has been taken in the preparation of this report, there is no warranty or guarantee as to the data, calculation or content accuracy. The Commonwealth reserves the right to update or change any data or presentation format without notice or liability.

Commonwealth of Pennsylvania  
 Department of Environmental Protection  
 Bureau of Waste Management  
 Division of Reporting and Fee Collection

-----  
 Landfill Waste Receipts  
 in Tons (2000 lbs.) of Waste

For Year: 2018

IL ILLINOIS	0	353.6	0	0	0	0	0	353.6
IN INDIANA	0	3	0	0	0	0	0	3
LA LOUISIANA	0	95	0	0	0	0	0	95
MD MARYLAND	0	214.1	0	0	0	0	0	214.1
NC NORTH CAROLINA	0	1961.2	0	0	0	0	0	1961.2
NJ NEW JERSEY	1557.4	595	0	0	0	0	0	2152.4
NY NEW YORK	9.3	283.7	0	0	0	0	0	293
TN TENNESSEE	0	25.2	0	0	0	0	0	25.2
VA VIRGINIA	20.6	0	0	0	0	0	0	20.6
WI WISCONSIN	0	0.7	0	0	0	0	0	0.7
<b>Waste Totals:</b>	<b>324205.3</b>	<b>79013.2</b>	<b>5955.3</b>	<b>0</b>	<b>456.7</b>	<b>0</b>	<b>0</b>	<b>409630.5</b>



Please Use  
Recycled Paper

Phone: 717-783-9258  
Printed: 2/6/2019

Also visit our Internet WWW Site at: <http://www.dep.state.pa.us>

DISCLAIMER: While care has been taken in the preparation of this report, there is no warranty or guarantee as to the data, calculation or content accuracy. The Commonwealth reserves the right to update or change any data or presentation format without notice or liability.

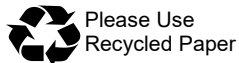
Commonwealth of Pennsylvania  
 Department of Environmental Protection  
 Bureau of Waste Management  
 Division of Reporting and Fee Collection

-----  
 Landfill Waste Receipts  
 in Tons (2000 lbs.) of Waste

For Year: 2018

Disposal Facility: 100963, LYCOMING COUNTY RESOURCE MANAGEMENT SERVICES LAN

County/State that Generated Waste	Waste Type: Municipal	Residual	Sewage Sludge	Processed Medical	Construction	WTE Ash Residue	Asbestos	Total
06 BERKS	2.6	38.6	0	0	0	0	0	41.2
07 BLAIR	0	127.1	0	0	0	0	0	127.1
13 CARBON	0	62.4	0	0	0	0	0	62.4
14 CENTRE	0	12.1	0	0	0	0	0	12.1
17 CLEARFIELD	0	30.2	0	0	0	0	0	30.2
18 CLINTON	96.8	537.8	0	0	37.9	0	0	672.5
19 COLUMBIA	50486.7	10752.5	8467.8	0	11456.4	0	19.3	81182.7
21 CUMBERLAND	0	26.9	0	0	0	0	0	26.9
22 DAUPHIN	79.9	111.6	0	0	20	0	0	211.5
28 FRANKLIN	0	0.6	0	0	0	0	0	0.6
34 JUNIATA	0	0	0	0	6	0	0	6
35 LACKAWANNA	0	1.4	0	0	0	0	0	1.4
36 LANCASTER	0	144.2	0	0	0	0	0	144.2
38 LEBANON	0	75.5	0	0	0	0	0	75.5
39 LEHIGH	0	62	0	0	0	0	0	62
40 LUZERNE	47.9	78.5	0	0	7.6	0	6.2	140.2
41 LYCOMING	57810.3	14981.3	8416	0	4393.9	0	25.1	85626.6
44 MIFFLIN	4.2	15.6	0	0	0	0	0	19.8
46 MONTGOMERY	0	52.9	0	0	0	0	0.1	53
47 MONTOUR	9532.5	2876.7	32.8	504.1	1298.1	0	14.1	14258.3
48 NORTHAMPTON	1	0	0	0	0	0	0	1
49 NORTHUMBERLAND	20548.6	11376.2	5451.9	0	1775.1	0	65.8	39217.6
50 PERRY	16.1	0.2	0	0	0	0	0	16.3
52 PIKE	434.4	0.2	0	0	0	0	0	434.6
53 POTTER	40.6	16.7	0	0	0	0	0	57.3
54 SCHUYLKILL	67.8	14.6	343.6	0	53.2	0	114.9	594.1
55 SNYDER	11060.6	4867.2	568.4	0	1194.2	55.9	220.9	17967.2
57 SULLIVAN	56.2	0	0	0	6.7	0	0	62.9
58 SUSQUEHANNA	0	26.2	0	0	0	0	0	26.2
59 TIOGA	11.2	0	0	0	0	0	0	11.2



Please Use  
Recycled Paper

Phone: 717-783-9258  
 Printed: 2/6/2019

Also visit our Internet WWW Site at: <http://www.dep.state.pa.us>


DISCLAIMER: While care has been taken in the preparation of this report, there is no warranty or guarantee as to the data, calculation or content accuracy. The Commonwealth reserves the right to update or change any data or presentation format without notice or liability.

Commonwealth of Pennsylvania  
 Department of Environmental Protection  
 Bureau of Waste Management  
 Division of Reporting and Fee Collection

-----  
 Landfill Waste Receipts  
 in Tons (2000 lbs.) of Waste

For Year: 2018

60 UNION	23203.6	10095.3	4129.4	0	2091.4	6.4	25.6	39551.7
67 YORK	0	1.3	0	0	0	0	0	1.3
NJ NEW JERSEY	0	23.8	0	0	0	0	64	87.8
NY NEW YORK	54.2	0	288.6	0	0	0	0	342.8
<b>Waste Totals:</b>	<b>173555.2</b>	<b>56409.6</b>	<b>27698.5</b>	<b>504.1</b>	<b>22340.5</b>	<b>62.3</b>	<b>556</b>	<b>281126.2</b>



Please Use  
Recycled Paper

Phone: 717-783-9258  
 Printed: 2/6/2019

Also visit our Internet WWW Site at: <http://www.dep.state.pa.us>

DISCLAIMER: While care has been taken in the preparation of this report, there is no warranty or guarantee as to the data, calculation or content accuracy. The Commonwealth reserves the right to update or change any data or presentation format without notice or liability.

Commonwealth of Pennsylvania  
 Department of Environmental Protection  
 Bureau of Waste Management  
 Division of Reporting and Fee Collection

-----  
 Landfill Waste Receipts  
 in Tons (2000 lbs.) of Waste

For Year: 2018

Disposal Facility: 100113, MODERN LANDFILL

County/State that Generated Waste	Waste Type: Municipal	Residual	Sewage Sludge	Processed Medical	Construction	WTE Ash Residue	Asbestos	Total
01 ADAMS	1290.2	4352.8	350.6	0	1359.6	0	81.3	7434.5
06 BERKS	21.9	0	0	0	0	0	0	21.9
08 BRADFORD	0	1155.8	0	0	0	0	0	1155.8
09 BUCKS	0	118.9	0	0	0	0	0	118.9
13 CARBON	0	20.6	0	0	0	0	0	20.6
15 CHESTER	0	105	0	0	22	0	0	127
21 CUMBERLAND	22820.8	2636.3	709.5	0	10271.6	0	97.1	36535.3
22 DAUPHIN	0	8153	409.5	491.6	5594.2	0	392.5	15040.8
23 DELAWARE	0	208.3	0	0	0	0	0	208.3
28 FRANKLIN	0	22.8	0	0	0	0	0	22.8
29 FULTON	0	321.9	0	0	0	0	0	321.9
36 LANCASTER	0	72803.3	0	0	0	0	7.6	72810.9
38 LEBANON	0	12581.8	0	0	0	0	25.1	12606.9
39 LEHIGH	0	134.5	0	0	0	0	0	134.5
44 MIFFLIN	0	1618	0	0	0	0	0	1618
45 MONROE	3640.6	74.7	86.1	0	3632.3	0	0	7433.7
46 MONTGOMERY	55267.2	976.6	518.6	0	39895.9	0	42.6	96700.9
50 PERRY	0	0	0	0	15.2	0	0	15.2
51 PHILADELPHIA	203271.3	2005	0	0	250.8	0	0	205527.1
54 SCHUYLKILL	0	338.1	0	0	0	0	0	338.1
56 SOMERSET	0	31.8	0	0	0	0	0	31.8
63 WASHINGTON	0	0	0	0	2.4	0	0	2.4
67 YORK	879.9	262791.5	2519.3	0	30839.4	177051.5	535.3	474616.9
CT CONNECTICUT	0	3517.6	2432.1	0	0	0	225.6	6175.3
DC DISRICT OF COLUMBIA	0	26193.1	0	0	37.6	0	162.2	26392.9
DE DELAWARE (ST)	0	11255.9	1094.4	0	0	0	237.6	12587.9
MD MARYLAND	30744.2	26729.9	5949.8	20828.4	218.6	0	1123.5	85594.4
NJ NEW JERSEY	6625.9	138	0	0	3.7	0	3.1	6770.7
VA VIRGINIA	0	358.4	0	0	357	0	290	1005.4
WV WEST VIRGINIA	0	71.2	0	0	0	0	0	71.2



Please Use  
Recycled Paper

Phone: 717-783-9258  
 Printed: 2/6/2019

Also visit our Internet WWW Site at: <http://www.dep.state.pa.us>

DISCLAIMER: While care has been taken in the preparation of this report, there is no warranty or guarantee as to the data, calculation or content accuracy. The Commonwealth reserves the right to update or change any data or presentation format without notice or liability.

Commonwealth of Pennsylvania  
 Department of Environmental Protection  
 Bureau of Waste Management  
 Division of Reporting and Fee Collection

-----  
 Landfill Waste Receipts  
 in Tons (2000 lbs.) of Waste

For Year: 2018

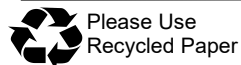
<b>Waste Totals:</b>	<b>324562</b>	<b>438714.8</b>	<b>14069.9</b>	<b>21320</b>	<b>92500.3</b>	<b>177051.5</b>	<b>3223.5</b>	<b>1071442</b>
----------------------	---------------	-----------------	----------------	--------------	----------------	-----------------	---------------	----------------

**Disposal Facility: 100594, MONROEVILLE LANDFILL**

County/State that Generated Waste	Waste Type: Municipal	Residual	Sewage Sludge	Processed Medical	Construction	WTE Ash Residue	Asbestos	Total
02 ALLEGHENY	260239.2	89449	3949.9	3324.4	59035.4	1453.4	431	417882.3
03 ARMSTRONG	126.3	448.8	0	0	183.4	0	0	758.5
04 BEAVER	18.1	0	0	0	8.7	0	0	26.8
10 BUTLER	806.6	191.3	0	0	77.5	0	0	1075.4
65 WESTMORELAND	16307.1	1001	0	0	5032.4	0	0	22340.5
OH OHIO	0	196.2	0	0	0	0	0	196.2
WV WEST VIRGINIA	0	280.7	0	0	0	0	0	280.7
<b>Waste Totals:</b>	<b>277497.3</b>	<b>91567</b>	<b>3949.9</b>	<b>3324.4</b>	<b>64337.4</b>	<b>1453.4</b>	<b>431</b>	<b>442560.4</b>

**Disposal Facility: 101571, MOSTOLLER LANDFILL INC**

County/State that Generated Waste	Waste Type: Municipal	Residual	Sewage Sludge	Processed Medical	Construction	WTE Ash Residue	Asbestos	Total
05 BEDFORD	2994.1	5041.9	143.7	0	6.3	0	0	8186
07 BLAIR	17765.2	2177.4	453.2	0	563.4	0	3.4	20962.6
11 CAMBRIA	19833.3	9396.7	6409.4	0	535.6	0	6264	42439
16 CLARION	0	0	0	0	0	0	155.9	155.9
22 DAUPHIN	0	0	1461.9	0	0	0	0	1461.9
31 HUNTINGDON	35	404.3	0	0	35.9	0	0	475.2
32 INDIANA	21.1	0	0	0	127.3	0	267.3	415.7
56 SOMERSET	25442.5	2570.3	950.5	0	3044.2	0	15.4	32022.9
62 WARREN	3.9	0	0	0	0	0	0	3.9
65 WESTMORELAND	21317.3	37136.7	0	0	165.1	0	0	58619.1
MD MARYLAND	45848.7	4.6	0	0	1.1	0	28.8	45883.2
NY NEW YORK	0	0	3010.3	0	0	0	0	3010.3
WV WEST VIRGINIA	0	0	0	0	0	0	5.5	5.5
<b>Waste Totals:</b>	<b>133261.1</b>	<b>56731.9</b>	<b>12429</b>	<b>0</b>	<b>4478.9</b>	<b>0</b>	<b>6740.3</b>	<b>213641.2</b>



Commonwealth of Pennsylvania  
 Department of Environmental Protection  
 Bureau of Waste Management  
 Division of Reporting and Fee Collection

-----  
 Landfill Waste Receipts  
 in Tons (2000 lbs.) of Waste

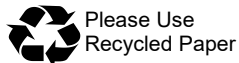
For Year: 2018

Disposal Facility: 101100, MOUNTAIN VIEW RECLAMATION LANDFILL

County/State that Generated Waste	Waste Type: Municipal	Residual	Sewage Sludge	Processed Medical	Construction	WTE Ash Residue	Asbestos	Total
01 ADAMS	6215.3	4221.7	73.3	0	509.4	0	2.3	11022
05 BEDFORD	0	21.1	0	0	0	0	0	21.1
21 CUMBERLAND	16344.4	1158.5	32.9	0	2642.3	0	0	20178.1
22 DAUPHIN	0	9937.5	165.3	0.8	2703.2	0	0	12806.8
28 FRANKLIN	26095.3	5491.2	1468	0	5656.8	0	0.3	38711.6
29 FULTON	2315.6	1201.1	0	0	438.2	0	0	3954.9
50 PERRY	1236.6	0	0	0	226	0	0	1462.6
67 YORK	0	110.5	0	0	971.9	0	0	1082.4
DE DELAWARE (ST)	23.7	2348.9	58.7	0	0	0	0	2431.3
MD MARYLAND	79760.3	31955.4	851.4	0	70846	0	1717.6	185130.7
VA VIRGINIA	0	607.7	1847.9	0	522.8	0	1.2	2979.6
WV WEST VIRGINIA	52217.4	180.6	1431.3	0	1304	0	26.1	55159.4
<b>Waste Totals:</b>	<b>184208.6</b>	<b>57234.2</b>	<b>5928.8</b>	<b>0.8</b>	<b>85820.6</b>	<b>0</b>	<b>1747.5</b>	<b>334940.5</b>

Disposal Facility: 100585, NORTHWEST SANITARY LANDFILL

County/State that Generated Waste	Waste Type: Municipal	Residual	Sewage Sludge	Processed Medical	Construction	WTE Ash Residue	Asbestos	Total
02 ALLEGHENY	3228.3	70.4	0	0	381.6	0	0	3680.3
03 ARMSTRONG	6527.5	19648.1	0	0	243.9	0	0	26419.5
04 BEAVER	126.8	0	0	0	21.2	0	0	148
07 BLAIR	13.6	0	0	0	0	0	0	13.6
10 BUTLER	28111.5	33560.4	21.8	0	3285.5	0	94.3	65073.5
16 CLARION	1173.9	9837.2	267.6	0	178.6	0	0	11457.3
20 CRAWFORD	134.7	54	0	0	15.5	0	0	204.2
30 GREENE	3.9	0	0	0	105.4	0	0	109.3
32 INDIANA	0	6.1	0	0	28.1	0	0	34.2
33 JEFFERSON	0	0	0	0	101.4	0	0	101.4
37 LAWRENCE	10358.8	39.7	0	0	172.3	0	0	10570.8
43 MERCER	355.4	91	0	0	471.4	0	28.1	945.9
61 VENANGO	3493.9	2457.6	0	0	218.3	0	517.5	6687.3
<b>Waste Totals:</b>	<b>53528.3</b>	<b>65764.5</b>	<b>289.4</b>	<b>0</b>	<b>5223.2</b>	<b>0</b>	<b>639.9</b>	<b>125445.3</b>



Please Use  
Recycled Paper

Phone: 717-783-9258  
 Printed: 2/6/2019

Also visit our Internet WWW Site at: <http://www.dep.state.pa.us>

DISCLAIMER: While care has been taken in the preparation of this report, there is no warranty or guarantee as to the data, calculation or content accuracy. The Commonwealth reserves the right to update or change any data or presentation format without notice or liability.

Commonwealth of Pennsylvania  
 Department of Environmental Protection  
 Bureau of Waste Management  
 Division of Reporting and Fee Collection

-----  
 Landfill Waste Receipts  
 in Tons (2000 lbs.) of Waste

For Year: 2018

Disposal Facility: 100346, PIONEER CROSSING LANDFILL

County/State that Generated Waste	Waste Type: Municipal	Residual	Sewage Sludge	Processed Medical	Construction	WTE Ash Residue	Asbestos	Total
06 BERKS	61395.3	47178.1	5058.6	26.3	1881.9	0	0	115540.2
09 BUCKS	1659.8	716.8	1224.7	340.1	93.1	0	0	4034.5
13 CARBON	0	0	0	2191.9	0	0	0	2191.9
15 CHESTER	2354.2	723	0	0	349.7	0	0	3426.9
21 CUMBERLAND	0	7.7	0	0	0	0	0	7.7
22 DAUPHIN	0	4.2	0	0	0	0	0	4.2
23 DELAWARE	126.4	2745.4	0	1588.4	324.3	0	10.4	4794.9
35 LACKAWANNA	0	0	0	0	3498	0	0	3498
36 LANCASTER	1854.9	0	0	0	0.6	0	0	1855.5
38 LEBANON	0	0	0	0	0	0	2.6	2.6
39 LEHIGH	7907.4	4386.5	351.1	224.4	1	0	0	12870.4
46 MONTGOMERY	112642	7476	5257.7	1.9	385.2	204.2	0	125967
48 NORTHAMPTON	33.7	6594.1	348.1	3347.9	67.8	0	0	10391.6
51 PHILADELPHIA	88.4	991.2	0	2141.9	314.7	0	0	3536.2
54 SCHUYLKILL	406.9	0	0	0	0	0	0	406.9
DE DELAWARE (ST)	3.1	6342.8	3955.9	0	0	0	0	10301.8
MD MARYLAND	19	0	59.8	0	0	0	0	78.8
NJ NEW JERSEY	6045.5	1321.6	5423.7	0	55.3	0	0	12846.1
NY NEW YORK	49.3	2672.5	3118.5	0	0	0	0	5840.3
<b>Waste Totals:</b>	<b>194585.9</b>	<b>81159.9</b>	<b>24798.1</b>	<b>9862.8</b>	<b>6971.6</b>	<b>204.2</b>	<b>13</b>	<b>317595.5</b>

Disposal Facility: 101069, S.E.C.C.R.A. LANDFILL

County/State that Generated Waste	Waste Type: Municipal	Residual	Sewage Sludge	Processed Medical	Construction	WTE Ash Residue	Asbestos	Total
15 CHESTER	75200.5	2561	2690.5	0	33475.8	0	0	113927.8
<b>Waste Totals:</b>	<b>75200.5</b>	<b>2561</b>	<b>2690.5</b>	<b>0</b>	<b>33475.8</b>	<b>0</b>	<b>0</b>	<b>113927.8</b>



Please Use  
Recycled Paper

Phone: 717-783-9258  
 Printed: 2/6/2019

Also visit our Internet WWW Site at: <http://www.dep.state.pa.us>

DISCLAIMER: While care has been taken in the preparation of this report, there is no warranty or guarantee as to the data, calculation or content accuracy. The Commonwealth reserves the right to update or change any data or presentation format without notice or liability.



Commonwealth of Pennsylvania  
 Department of Environmental Protection  
 Bureau of Waste Management  
 Division of Reporting and Fee Collection

-----  
 Landfill Waste Receipts  
 in Tons (2000 lbs.) of Waste

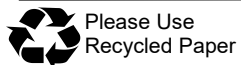
For Year: 2018

Disposal Facility: 101538, SANDY RUN LANDFILL INC.

County/State that Generated Waste	Waste Type: Municipal	Residual	Sewage Sludge	Processed Medical	Construction	WTE Ash Residue	Asbestos	Total
05 BEDFORD	5535.3	835.6	324.1	0	384.9	0	0	7079.9
07 BLAIR	3481	387.3	137.6	0	184.2	0	0	4190.1
11 CAMBRIA	7.2	0	0	0	0	0	0	7.2
21 CUMBERLAND	18	0	0	0	0	0	0	18
29 FULTON	805.7	0	0	0	366	0	0	1171.7
31 HUNTINGDON	3372.2	354.2	413.6	0	96.4	0	0	4236.4
WV WEST VIRGINIA	0	7923.1	0	0	0	0	0	7923.1
<b>Waste Totals:</b>	<b>13219.4</b>	<b>9500.2</b>	<b>875.3</b>	<b>0</b>	<b>1031.5</b>	<b>0</b>	<b>0</b>	<b>24626.4</b>

Disposal Facility: 100403, SENECA LANDFILL INC

County/State that Generated Waste	Waste Type: Municipal	Residual	Sewage Sludge	Processed Medical	Construction	WTE Ash Residue	Asbestos	Total
02 ALLEGHENY	54800.4	40797.1	2504	0	5293.3	0	0	103394.8
03 ARMSTRONG	5351.6	1157.1	833.5	0	319.1	0	0	7661.3
04 BEAVER	66439.8	1636.4	1787.6	0	254.1	0	0	70117.9
10 BUTLER	85934.3	37068	3544.1	0	8245.8	0	0	134792.2
16 CLARION	30.4	178.1	310.7	0	0	0	0	519.2
20 CRAWFORD	3.4	50.9	3657.9	0	0	0	0	3712.2
25 ERIE	0	0	492.4	0	0	0	0	492.4
27 FOREST	0	7.6	354.2	0	0	0	0	361.8
32 INDIANA	4	347.2	0	0	0	0	0	351.2
37 LAWRENCE	567.6	24439.3	206.3	0	136.4	0	0	25349.6
43 MERCER	116947.7	6941.6	1796.3	0	2302.7	0	0	127988.3
61 VENANGO	66.2	1315.4	1343.9	0	1406.5	0	0	4132
63 WASHINGTON	0	0	0	0	9.2	0	0	9.2
65 WESTMORELAND	3905.3	1206.8	4434.9	0	266.3	0	0	9813.3
OH OHIO	64197.6	1737.6	133.4	0	0	0	0	66068.6
<b>Waste Totals:</b>	<b>398248.3</b>	<b>116883.1</b>	<b>21399.2</b>	<b>0</b>	<b>18233.4</b>	<b>0</b>	<b>0</b>	<b>554764</b>



Please Use  
Recycled Paper

Phone: 717-783-9258  
 Printed: 2/6/2019

Also visit our Internet WWW Site at: <http://www.dep.state.pa.us>

DISCLAIMER: While care has been taken in the preparation of this report, there is no warranty or guarantee as to the data, calculation or content accuracy. The Commonwealth reserves the right to update or change any data or presentation format without notice or liability.

Commonwealth of Pennsylvania  
 Department of Environmental Protection  
 Bureau of Waste Management  
 Division of Reporting and Fee Collection

-----  
 Landfill Waste Receipts  
 in Tons (2000 lbs.) of Waste

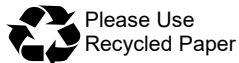
For Year: 2018

Disposal Facility: 100592, SOUTH HILLS LANDFILL INC

County/State that Generated Waste	Waste Type: Municipal	Residual	Sewage Sludge	Processed Medical	Construction	WTE Ash Residue	Asbestos	Total
02 ALLEGHENY	42614.4	28034.9	1146	0	25962.4	0	0	97757.7
26 FAYETTE	872.1	0	0	0	84.1	0	0	956.2
30 GREENE	2	0	0	0	0	0	0	2
63 WASHINGTON	10298.8	1767.5	0	0	4541.9	0	0	16608.2
65 WESTMORELAND	0	0	0	0	16.1	0	0	16.1
OH OHIO	0	387.6	0	0	0	0	0	387.6
WV WEST VIRGINIA	0	177.7	0	0	0	0	0	177.7
<b>Waste Totals:</b>	<b>53787.3</b>	<b>30367.7</b>	<b>1146</b>	<b>0</b>	<b>30604.5</b>	<b>0</b>	<b>0</b>	<b>115905.5</b>

Disposal Facility: 100081, SOUTHERN ALLEGHENIES LANDFILL INC

County/State that Generated Waste	Waste Type: Municipal	Residual	Sewage Sludge	Processed Medical	Construction	WTE Ash Residue	Asbestos	Total
02 ALLEGHENY	0	9.4	0	0	0	0	0	9.4
05 BEDFORD	49.3	866.7	0	0	140.4	0	27.3	1083.7
07 BLAIR	98.3	612.7	0	0	0	0	39.1	750.1
11 CAMBRIA	41709.3	13817.7	384	0	5675.8	0	90.2	61677
17 CLEARFIELD	0	0	0	0	7.2	0	0	7.2
18 CLINTON	1.1	17.4	0	0	0	0	0	18.5
32 INDIANA	12.1	0	0	0	0.3	0	0	12.4
40 LUZERNE	0	0	0	0	0	0	3	3
44 MIFFLIN	0	19.5	0	0	0	0	0	19.5
56 SOMERSET	17807.7	1210	2199.2	0	2100.2	0	7.3	23324.4
63 WASHINGTON	10	0	0	0	0	0	0	10
65 WESTMORELAND	24.8	20.8	0	0	37.9	0	0	83.5
NY NEW YORK	3.5	0	0	0	0	0	125.3	128.8
<b>Waste Totals:</b>	<b>59716.1</b>	<b>16574.2</b>	<b>2583.2</b>	<b>0</b>	<b>7961.8</b>	<b>0</b>	<b>292.2</b>	<b>87127.5</b>



Please Use  
Recycled Paper

Phone: 717-783-9258  
 Printed: 2/6/2019

Also visit our Internet WWW Site at: <http://www.dep.state.pa.us>

DISCLAIMER: While care has been taken in the preparation of this report, there is no warranty or guarantee as to the data, calculation or content accuracy. The Commonwealth reserves the right to update or change any data or presentation format without notice or liability.

Commonwealth of Pennsylvania  
 Department of Environmental Protection  
 Bureau of Waste Management  
 Division of Reporting and Fee Collection

-----  
 Landfill Waste Receipts  
 in Tons (2000 lbs.) of Waste

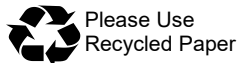
For Year: 2018

Disposal Facility: 100277, TERVITA SANITARY LANDFILL

County/State that Generated Waste	Waste Type: Municipal	Residual	Sewage Sludge	Processed Medical	Construction	WTE Ash Residue	Asbestos	Total
02 ALLEGHENY	38306.6	7525	5165.2	0	5897.9	0	288.7	57183.4
03 ARMSTRONG	0	5.3	0	0	1255.8	0	7.8	1268.9
04 BEAVER	0	0	0	0	11.5	0	0	11.5
10 BUTLER	0	0	0	0	18.2	0	2.1	20.3
26 FAYETTE	16520.9	336.1	3795.2	0	4194.2	0	25.9	24872.3
30 GREENE	957	19542.6	0	0	1810.7	0	0	22310.3
56 SOMERSET	4.5	0	0	0	0	0	0	4.5
63 WASHINGTON	40978.4	58067.7	772.5	0	8219.7	0	72.8	108111.1
65 WESTMORELAND	27108	3805.8	2119.1	0	10319.4	0	168.4	43520.7
MD MARYLAND	0	0	0	0	4.2	0	0	4.2
OH OHIO	3.4	430.1	0	0	54.4	0	0	487.9
WV WEST VIRGINIA	1365.4	73199.6	7299.4	0	498.1	0	0	82362.5
<b>Waste Totals:</b>	<b>125244.2</b>	<b>162912.2</b>	<b>19151.4</b>	<b>0</b>	<b>32284.1</b>	<b>0</b>	<b>565.7</b>	<b>340157.6</b>

Disposal Facility: 100280, VALLEY LANDFILL

County/State that Generated Waste	Waste Type: Municipal	Residual	Sewage Sludge	Processed Medical	Construction	WTE Ash Residue	Asbestos	Total
02 ALLEGHENY	22168.6	61949	1179.7	0	9095.5	121.3	446.7	94960.8
03 ARMSTRONG	1216.5	2152.1	0	0	920.7	0	27.2	4316.5
04 BEAVER	0	39920.1	0	0	0	0	0	39920.1
10 BUTLER	162.8	0	0	0	16.8	0	0	179.6
26 FAYETTE	415	24.1	0	0	30	0	0	469.1
30 GREENE	0	42.4	0	0	0	0	0	42.4
32 INDIANA	29.1	320.2	0	0	859.3	0	0	1208.6
33 JEFFERSON	0	31.2	0	0	0	0	0	31.2
56 SOMERSET	0	0	0	0	11.9	0	0	11.9
63 WASHINGTON	0	0	0	0	0.6	0	10.6	11.2
65 WESTMORELAND	91207.6	24709.6	1493.1	405.4	30658.1	0	73.4	148547.2
WV WEST VIRGINIA	0	4.7	0	0	0	0	1.2	5.9
<b>Waste Totals:</b>	<b>115199.6</b>	<b>129153.4</b>	<b>2672.8</b>	<b>405.4</b>	<b>41592.9</b>	<b>121.3</b>	<b>559.1</b>	<b>289704.5</b>



Please Use  
Recycled Paper

Phone: 717-783-9258  
 Printed: 2/6/2019

Also visit our Internet WWW Site at: <http://www.dep.state.pa.us>

DISCLAIMER: While care has been taken in the preparation of this report, there is no warranty or guarantee as to the data, calculation or content accuracy. The Commonwealth reserves the right to update or change any data or presentation format without notice or liability.

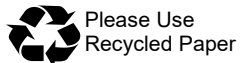
Commonwealth of Pennsylvania  
 Department of Environmental Protection  
 Bureau of Waste Management  
 Division of Reporting and Fee Collection

-----  
 Landfill Waste Receipts  
 in Tons (2000 lbs.) of Waste

For Year: 2018

Disposal Facility: 100739, WESTERN BERKS COMMUNITY LANDFILL

County/State that Generated Waste	Waste Type: Municipal	Residual	Sewage Sludge	Processed Medical	Construction	WTE Ash Residue	Asbestos	Total
01 ADAMS	11.7	0	0	0	0	0	0	11.7
06 BERKS	58205.6	27467.9	15122.4	0	17531.2	0	244.2	118571.3
09 BUCKS	15	728	0	0	0	0	41.3	784.3
13 CARBON	5.7	0	0	0	0	0	0	5.7
15 CHESTER	21.8	177.9	0	0	38.9	0	177.8	416.4
19 COLUMBIA	0	0	0	0	12.3	0	0	12.3
21 CUMBERLAND	0	19.8	0	0	0	0	0	19.8
23 DELAWARE	0	2235.4	0	0	15.1	0	701.4	2951.9
36 LANCASTER	0	0	0	0	0	0	28.7	28.7
38 LEBANON	0	0	0	0	1.3	0	0	1.3
39 LEHIGH	42672.6	4.1	0	0	23.1	0	23.8	42723.6
40 LUZERNE	0	0	0	0	0	0	0.6	0.6
45 MONROE	0	0	18.4	0	44.6	0	47.5	110.5
46 MONTGOMERY	11372.1	3610.7	4383.6	0	1131.3	0	3840.2	24337.9
47 MONTOUR	7.2	0	0	0	0	0	0	7.2
48 NORTHAMPTON	29148.7	0	0	0	0	0	0	29148.7
49 NORTHUMBERLAND	17.2	8.9	0	0	0	0	0	26.1
51 PHILADELPHIA	0	1612.5	0	0	136.3	0	4502	6250.8
67 YORK	0	3663.7	0	0	0	0	19.5	3683.2
MD MARYLAND	0	83.7	0	0	0	0	2.9	86.6
NJ NEW JERSEY	0	1570	1406.9	0	9.9	0	1138.5	4125.3
NY NEW YORK	0	2788.7	566	0	0	0	79.3	3434
<b>Waste Totals:</b>	<b>141477.6</b>	<b>43971.3</b>	<b>21497.3</b>	<b>0</b>	<b>18944</b>	<b>0</b>	<b>10847.7</b>	<b>236737.9</b>



Please Use  
Recycled Paper

Phone: 717-783-9258  
 Printed: 2/6/2019

Also visit our Internet WWW Site at: <http://www.dep.state.pa.us>

DISCLAIMER: While care has been taken in the preparation of this report, there is no warranty or guarantee as to the data, calculation or content accuracy. The Commonwealth reserves the right to update or change any data or presentation format without notice or liability.


Commonwealth of Pennsylvania  
 Department of Environmental Protection  
 Bureau of Waste Management  
 Division of Reporting and Fee Collection

-----  
 Landfill Waste Receipts  
 in Tons (2000 lbs.) of Waste

For Year: 2018

Disposal Facility: 400633, WHEELABRATOR FALLS INC

County/State that Generated Waste	Waste Type: Municipal	Residual	Sewage Sludge	Processed Medical	Construction	WTE Ash Residue	Asbestos	Total
06 BERKS	0	461.3	0	0	0	0	0	461.3
09 BUCKS	189356.2	592.1	0	0	12888.8	0	0	202837.1
13 CARBON	0	365.6	0	0	0	0	0	365.6
15 CHESTER	0	2	0	0	0	0	0	2
23 DELAWARE	0	0.8	0	0	0	0	0	0.8
36 LANCASTER	0	7.6	0	0	0	0	0	7.6
38 LEBANON	0	896.3	0	0	0	0	0	896.3
39 LEHIGH	0	241.2	0	0	0	0	0	241.2
40 LUZERNE	0	76.3	0	0	0	0	0	76.3
46 MONTGOMERY	4879.6	1694.5	0	0	9.5	0	0	6583.6
51 PHILADELPHIA	105863.9	740.3	0	0	9.7	0	0	106613.9
60 UNION	0	18.8	0	0	0	0	0	18.8
67 YORK	0	10.7	0	0	0	0	0	10.7
CT CONNECTICUT	0	1.8	0	0	0	0	0	1.8
DE DELAWARE (ST)	0	534.5	0	0	0	0	0	534.5
NJ NEW JERSEY	191080.4	7017.4	0	0	2745.8	0	0	200843.6
NY NEW YORK	597.8	1160.9	0	0	0	0	0	1758.7
<b>Waste Totals:</b>	<b>491777.9</b>	<b>13822.1</b>	<b>0</b>	<b>0</b>	<b>15653.8</b>	<b>0</b>	<b>0</b>	<b>521253.8</b>



Please Use  
Recycled Paper

Phone: 717-783-9258  
 Printed: 2/6/2019

Also visit our Internet WWW Site at: <http://www.dep.state.pa.us>

DISCLAIMER: While care has been taken in the preparation of this report, there is no warranty or guarantee as to the data, calculation or content accuracy. The Commonwealth reserves the right to update or change any data or presentation format without notice or liability.


Commonwealth of Pennsylvania  
 Department of Environmental Protection  
 Bureau of Waste Management  
 Division of Reporting and Fee Collection

-----  
 Landfill Waste Receipts  
 in Tons (2000 lbs.) of Waste

For Year: 2018

Disposal Facility: 400561, YORK COUNTY RESOURCE RECOVERY CENTER

County/State that Generated Waste	Waste Type: Municipal	Residual	Sewage Sludge	Processed Medical	Construction	WTE Ash Residue	Asbestos	Total
01 ADAMS	13722.1	1160.4	0	0	846.4	0	0	15728.9
06 BERKS	3932.7	0.5	0	0	0	0	0	3933.2
21 CUMBERLAND	25817.9	2224.7	0	0	73.7	0	0	28116.3
22 DAUPHIN	0	3.3	0	0	0	0	0	3.3
23 DELAWARE	0	8.2	0	0	0	0	0	8.2
28 FRANKLIN	227.4	0	0	0	0	0	0	227.4
38 LEBANON	0	6032.8	0	0	0	0	0	6032.8
44 MIFFLIN	0	673.7	0	0	0	0	0	673.7
50 PERRY	0.9	0	0	0	0	0	0	0.9
51 PHILADELPHIA	6140.7	0	0	0	0	0	0	6140.7
67 YORK	341683	22064.1	0	0	22856.1	0	0	386603.2
MD MARYLAND	3435	0	0	0	6.3	0	0	3441.3
NC NORTH CAROLINA	0	282.7	0	0	0	0	0	282.7
<b>Waste Totals:</b>	<b>394959.7</b>	<b>32450.4</b>	<b>0</b>	<b>0</b>	<b>23782.5</b>	<b>0</b>	<b>0</b>	<b>451192.6</b>



Please Use  
Recycled Paper

Phone: 717-783-9258  
 Printed: 2/6/2019

Also visit our Internet WWW Site at: <http://www.dep.state.pa.us>

DISCLAIMER: While care has been taken in the preparation of this report, there is no warranty or guarantee as to the data, calculation or content accuracy. The Commonwealth reserves the right to update or change any data or presentation format without notice or liability.