



**SCIENCE, TECHNOLOGY & ENGINEERING, AND
ENVIRONMENTAL LITERACY & SUSTAINABILITY STANDARDS
(**STEELS**)**

K-12 Standards

May 2023

Introduction

Science, Technology & Engineering, and Environmental Literacy & Sustainability Academic (STEELS) Standards guide the study of the natural and human-made world through inquiry, problem-solving, critical thinking, and authentic exploration. This document displays the standards within strands as they progress across a K-12 sequence. The integration of these disciplines in the standards highlights the interconnectedness of scientific, technological, and engineering focused study; the integral relationship between humans and the environment; and the importance of integrating the teaching and learning of science, technology, and engineering.

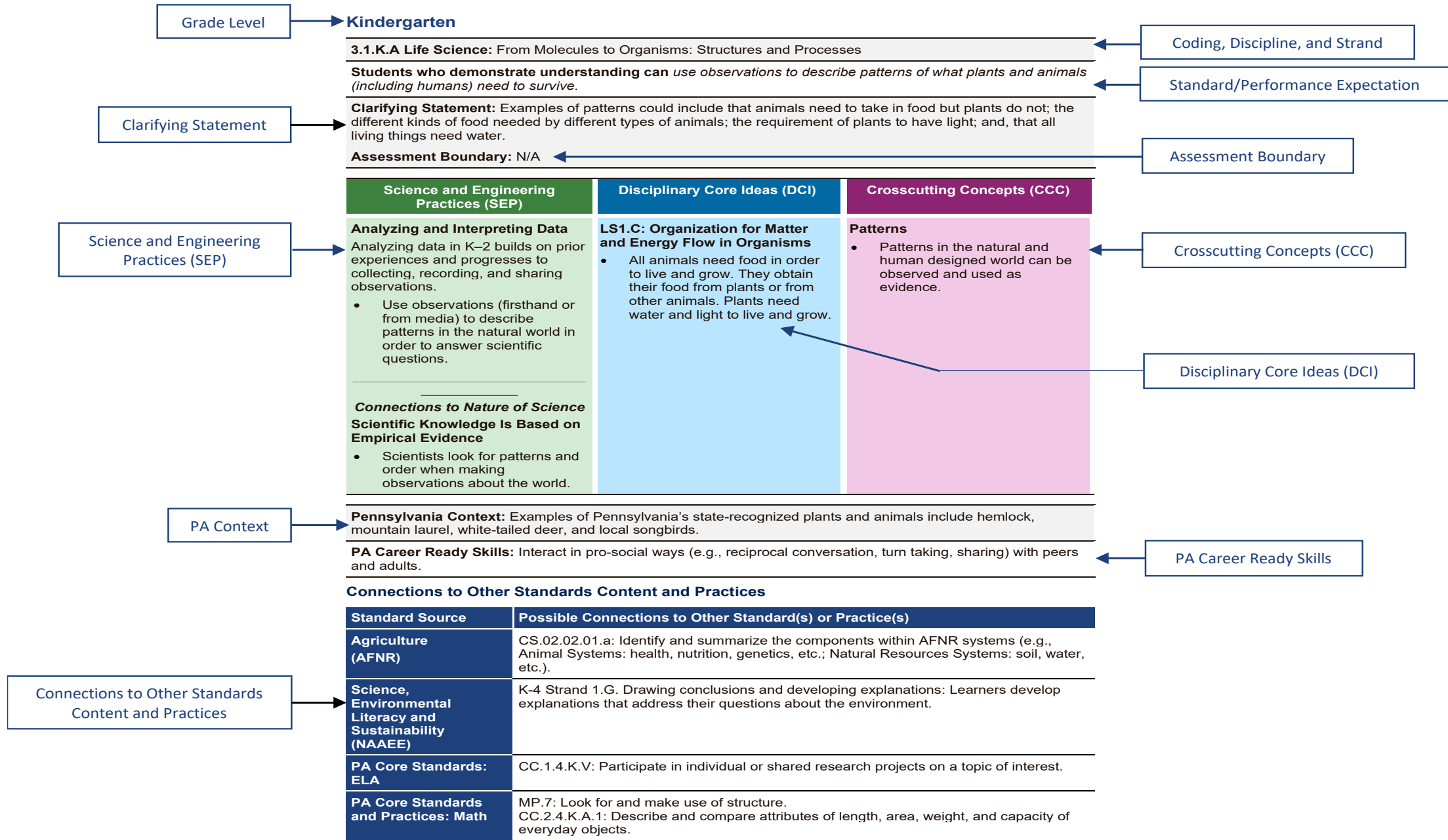
Standard Design and Architecture

Science – Life Science focuses on patterns, processes, and relationships of living organisms. Physical Science focuses on what everything is made of and interactions. Earth & Space Science focuses on processes that operate on Earth and its place in the solar system and galaxy. Life Science, Physical Science, and Earth & Space Science are written as *grade-specific (Grades K-5) or grade-banded (6-8, 9-12)* performance expectations and built around three dimensions—science and engineering practices, disciplinary core ideas, and crosscutting concepts—integrated into a set of specific standards. These dimensions are elaborated upon in Foundation Boxes (hyperlinked for each standard) providing support for design of curriculum and instruction.

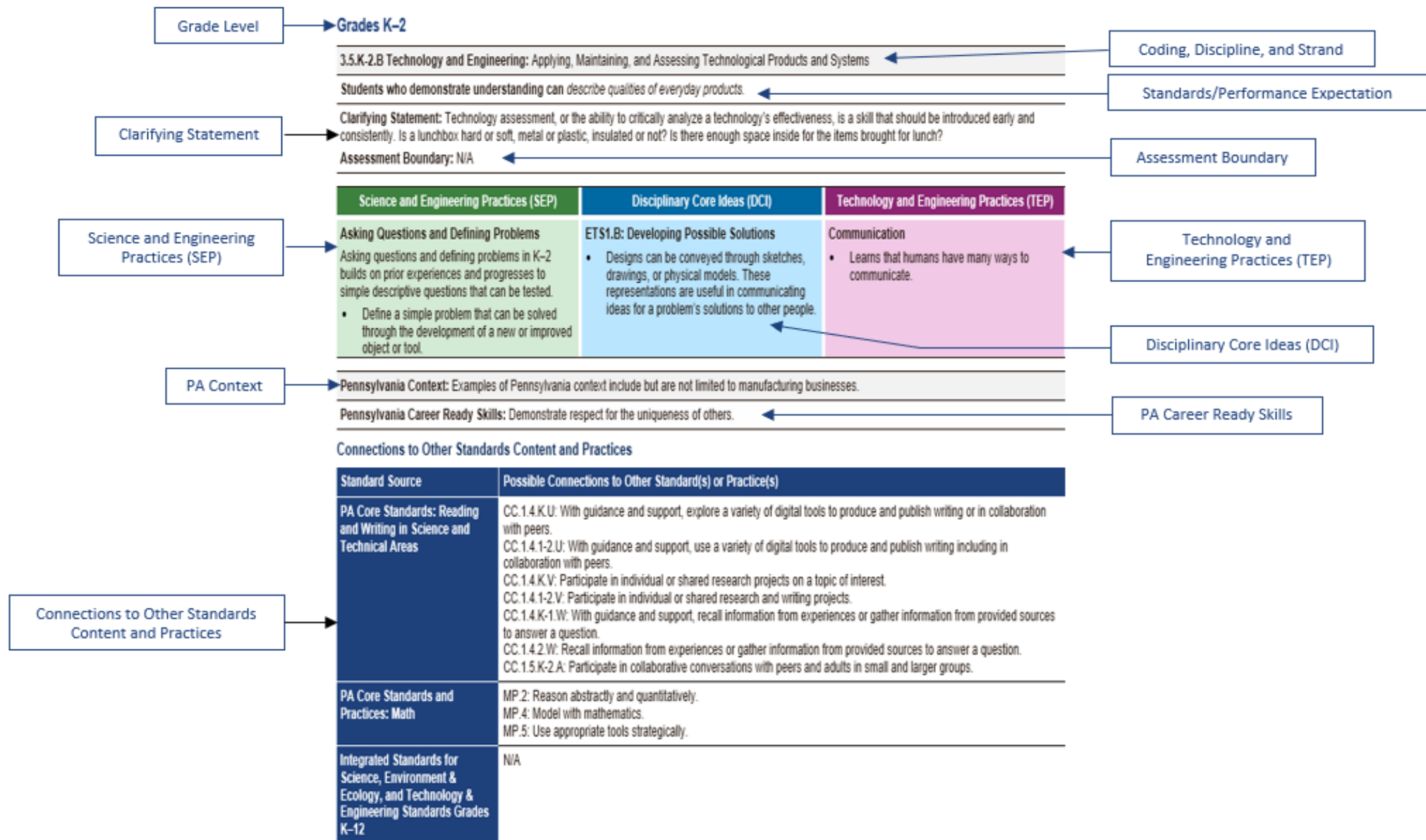
Technology & Engineering - Focuses on the interactions among technology, engineering, society, the environment, and other disciplines, with a goal of developing individuals that can create, utilize, and assess current and emerging technologies. The standards are written as *grade-banded* performance expectations built around technology and engineering strands, practices, and contexts and integrated into a set of specific standards. These components are elaborated upon in Foundation Boxes (hyperlinked for each standard) providing support for design of curriculum and instruction.

Environmental Literacy & Sustainability - Focuses on practices, ecological processes, and systems that comprise the environment, including human social systems and influences. The standards are written as *grade-banded* performance expectations and built around three dimensions—science and engineering practices, disciplinary core ideas, and crosscutting concepts—integrated into a set of specific standards. Sustainability is the balanced use of natural and renewable resources. Sustainable practices seek to ensure the integrity of ecological function and species diversity, with consideration for environmental justice, equity, and economic stability for current and future generations. These dimensions are elaborated upon in Foundation Boxes (hyperlinked for each standard) providing support for design of curriculum and instruction.

Science and Environment & Ecology Example

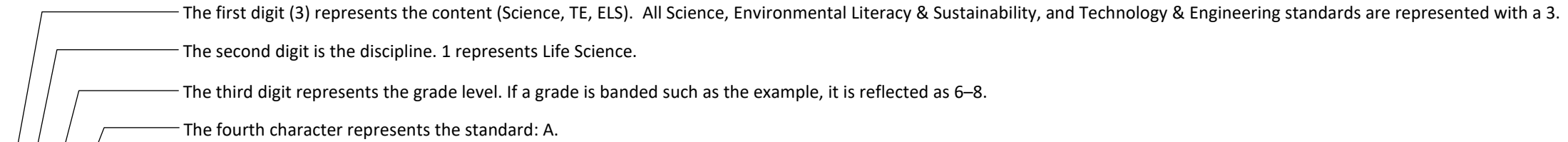


Technology & Engineering Example



How to Read the Standards

Each standard has a four-digit code. In the example below, for standard 3.1.6-8.A:



3.1.6-8.A - Conduct an investigation to provide evidence that living things are made of cells, either one cell or many different numbers and types of cells.

Engineering, Technology, and Applications of Science

Although embedded in the Technology & Engineering standards, the standards below for Grades 6–8 and 9–12 are applicable across the Science, Environmental Literacy & Sustainability, and Technology & Engineering content areas.

Engineering, Technology, and Applications of Science (ETS)	
Grades 6–8	Grades 9–12
<p>3.5.6-8.W (ETS) Define the criteria and constraints of a design problem with sufficient precision to ensure a successful solution, taking into account relevant scientific principles and potential impacts on people and the natural environment that may limit possible solutions.</p> <p>3.5.6-8.N (ETS) Develop a model to generate data for iterative testing and modification of a proposed object, tool, or process such that an optimal design can be achieved.</p> <p>3.5.6-8.O (ETS) Analyze data from tests to determine similarities and differences among several design solutions to identify the best characteristics of each that can be combined into a new solution to better meet the criteria for success.</p> <p>3.5.6-8.P (ETS) Evaluate competing design solutions using a systematic process to determine how well they meet the criteria and constraints of the problem.</p>	<p>3.5.9-12.I (ETS) Evaluate a solution to a complex real-world problem based on prioritized criteria and trade-offs that account for a range of constraints, including cost, safety, reliability, and aesthetics as well as possible social, cultural, and environmental impacts.</p> <p>3.5.9-12.K (ETS) Use a computer simulation to model the impact of proposed solutions to a complex real-world problem with numerous criteria and constraints on interactions within and between systems relevant to the problem.</p> <p>3.5.9-12.T (ETS) Analyze a major global challenge to specify qualitative and quantitative criteria and constraints for solutions that account for societal needs and wants.</p> <p>3.5.9-12.Y (ETS) Design a solution to a complex real-world problem by breaking it down into smaller, more manageable problems that can be solved through engineering.</p>

SCIENCE, TECHNOLOGY & ENGINEERING, AND ENVIRONMENTAL LITERACY & SUSTAINABILITY STANDARDS

(STEELS)

TABLE OF CONTENTS

<p><u>3.1 Life Science</u></p> <p><u>Structure and Function</u></p> <p><u>Growth and Development of Organisms</u></p> <p><u>Organization for Matter and Energy Flow in Organisms</u></p> <p><u>Information Processing</u></p> <p><u>Interdependent Relationships in Ecosystems</u></p> <p><u>Cycles of Matter and Energy Transfer in Ecosystems</u></p> <p><u>Ecosystem Dynamics, Functioning, and Resilience</u></p> <p><u>Social Interactions and Group Behavior</u></p> <p><u>Inheritance of Traits</u></p> <p><u>Variation of Traits</u></p> <p><u>Evidence of Common Ancestry and Diversity</u></p> <p><u>Natural Selection</u></p> <p><u>Adaptation</u></p> <p><u>Biodiversity and Humans</u></p>	<p><u>3.2 Physical Science</u></p> <p><u>Structure and Properties of Matter</u></p> <p><u>Chemical Reactions</u></p> <p><u>Nuclear Processes</u></p> <p><u>Forces and Motion</u></p> <p><u>Types of Interactions</u></p> <p><u>Definitions of Energy</u></p> <p><u>Conservation of Energy and Energy Transfer</u></p> <p><u>Relationship Between Energy and Forces</u></p> <p><u>Energy in Chemical Processes and Everyday Life</u></p> <p><u>Wave Properties</u></p> <p><u>Electromagnetic Radiation</u></p> <p><u>Information Technologies and Instrumentation</u></p>	<p><u>3.3 Earth and Space Science</u></p> <p><u>The Universe and Its Stars</u></p> <p><u>Earth and the Solar System</u></p> <p><u>The History of Planet Earth</u></p> <p><u>Earth Materials and Systems</u></p> <p><u>Plate Tectonics and Large-Scale Interactions</u></p> <p><u>The Role of Water in Earth’s Surface Processes</u></p> <p><u>Weather and Climate</u></p> <p><u>Biogeology</u></p> <p><u>Natural Resources</u></p> <p><u>Natural Hazards</u></p> <p><u>Human Impact on Earth System</u></p>	<p><u>3.4 Environmental Literacy and Sustainability</u></p> <p><u>Agricultural and Environmental Systems and Resources</u></p> <p><u>Agricultural Systems</u></p> <p><u>Environment and Society</u></p> <p><u>Watersheds and Wetlands</u></p> <p><u>Environmental Literacy Skills</u></p> <p><u>Investigating Environmental Issues</u></p> <p><u>Environmental Experiences</u></p> <p><u>Evaluating Solutions</u></p> <p><u>Sustainability and Stewardship</u></p> <p><u>Environmental Sustainability</u></p> <p><u>Environmental Stewardship</u></p> <p><u>Environmental Justice</u></p>	<p><u>3.5 Technology and Engineering</u></p> <p><u>Applying, Maintaining, and Assessing Technological Products and Systems</u></p> <p><u>Impacts of Technology</u></p> <p><u>Influence of Society on Technological Development</u></p> <p><u>Design in Technology and Engineering Education</u></p> <p><u>Integration of Knowledge, Technologies, and Practices</u></p> <p><u>Nature and Characteristics of Technology and Engineering</u></p> <p><u>Core Concepts of Technology and Engineering</u></p> <p><u>History of Technology</u></p>
--	---	--	--	---

3.1 Life Science

3.1	Students who demonstrate understanding can:							
Strand	Kindergarten	1	2	3	4	5	6–8	9–12
Structure and Function	Intentionally Blank	<p><u>3.1.1.A</u> Use materials to design a solution to a human problem by mimicking how plants and/or animals use their external parts to help them survive, grow, and meet their needs.</p>	Intentionally Blank	Intentionally Blank	<p><u>3.1.4.A</u> Construct an argument that plants and animals have internal and external structures that function to support survival, growth, behavior, and reproduction.</p>	Intentionally Blank	<p><u>3.1.6-8.A</u> Conduct an investigation to provide evidence that living things are made of cells, either one cell or many different numbers and types of cells.</p> <p><u>3.1.6-8.B</u> Develop and use a model to describe the function of a cell as a whole and the ways that parts of cells contribute to the function.</p> <p><u>3.1.6-8.C</u> Use arguments supported by evidence for how the body is a system of interacting subsystems composed of groups of cells.</p>	<p><u>3.1.9-12.A</u> Construct an explanation based on evidence for how the structure of DNA determines the structure of proteins which carry out the essential functions of life through systems of specialized cells.</p> <p><u>3.1.9-12.B</u> Develop and use a model to illustrate the hierarchical organization of interacting systems that provide specific functions within multicellular organisms.</p> <p><u>3.1.9-12.C</u> Plan and conduct an investigation to provide evidence that feedback mechanisms maintain homeostasis.</p>

3.1 Life Science

3.1	Students who demonstrate understanding can:							
Strand	Kindergarten	1	2	3	4	5	6–8	9–12
Growth and Development of Organisms	Intentionally Blank	<p><u>3.1.1.B</u> Read texts and use media to determine patterns in behavior of parents and offspring that help offspring survive.</p>	Intentionally Blank	<p><u>3.1.3.A</u> Develop models to describe that organisms have unique and diverse life cycles but all have in common birth, growth, reproduction, and death.</p>	Intentionally Blank	Intentionally Blank	<p><u>3.1.6-8.D</u> Use arguments based on empirical evidence and scientific reasoning to support an explanation for how characteristic animal behaviors and specialized plant structures affect the probability of successful reproduction of animals and plants, respectively.</p> <p><u>3.1.6-8.E</u> Construct a scientific explanation based on evidence for how environmental and genetic factors influence the growth of organisms.</p>	<p><u>3.1.9-12.D</u> Use a model to illustrate the role of cellular division (mitosis) and differentiation in producing and maintaining complex organisms.</p>

3.1 Life Science

3.1	Students who demonstrate understanding can:							
Strand	Kindergarten	1	2	3	4	5	6–8	9–12
Organization for Matter and Energy Flow in Organisms	<p>3.1.K.A</p> <p>Use observations to describe patterns of what plants and animals (including humans) need to survive.</p>	Intentionally Blank	Intentionally Blank	Intentionally Blank	Intentionally Blank	<p>3.1.5.A</p> <p>Support an argument that plants get the materials they need for growth chiefly from air and water.</p>	<p>3.1.6-8.F</p> <p>Construct a scientific explanation based on evidence for the role of photosynthesis in the cycling of matter and flow of energy into and out of organisms.</p> <p>3.1.6-8.G</p> <p>Develop a model to describe how food is rearranged through chemical reactions forming new molecules that support growth and/or release energy as this matter moves through an organism.</p>	<p>3.1.9-12.E</p> <p>Use a model to illustrate how photosynthesis transforms light energy into stored chemical energy.</p> <p>3.1.9-12.F</p> <p>Construct and revise an explanation based on evidence for how carbon, hydrogen, and oxygen from sugar molecules may combine with other elements to form amino acids and/or other large carbon-based molecules.</p> <p>3.1.9-12.G</p> <p>Use a model to illustrate that cellular respiration is a chemical process whereby the bonds of food molecules and oxygen molecules are broken and the bonds in new compounds are formed resulting in a net transfer of energy.</p>

3.1 Life Science

3.1	Students who demonstrate understanding can:							
Strand	Kindergarten	1	2	3	4	5	6–8	9–12
Information Processing	Intentionally Blank	Intentionally Blank	Intentionally Blank	Intentionally Blank	3.1.4.B Use a model to describe that animals receive different types of information through their senses, process the information in their brain, and respond to the information in different ways.	Intentionally Blank	3.1.6-8.H Gather and synthesize information about how sensory receptors respond to stimuli by sending messages to the brain for immediate behavior or storage as memories.	Intentionally Blank
Interdependent Relationships in Ecosystems	Intentionally Blank	Intentionally Blank	3.1.2.A Plan and conduct an investigation to determine if plants need sunlight and water to grow. 3.1.2.B Develop a simple model that mimics the function of an animal in dispersing seeds or pollinating plants.	Intentionally Blank	Intentionally Blank	3.1.5.B Develop a model to describe the movement of matter among plants, animals, decomposers, and the environment.	3.1.6-8.I Analyze and interpret data to provide evidence for the effects of resource availability on organisms and populations of organisms in an ecosystem. 3.1.6-8.J Construct an explanation that predicts patterns of interactions among organisms across multiple ecosystems.	3.1.9-12.H Use mathematical representations to support claims for the cycling of matter and flow of energy among organisms in an ecosystem. 3.1.9-12.I Use mathematical and/or computational representations to support explanations of factors that affect carrying capacity of ecosystems at different scales.

3.1 Life Science

3.1	Students who demonstrate understanding can:							
Strand	Kindergarten	1	2	3	4	5	6–8	9–12
Cycles of Matter and Energy Transfer in Ecosystems	Intentionally Blank	Intentionally Blank	Intentionally Blank	Intentionally Blank	Intentionally Blank	Intentionally Blank	<p>3.1.6-8.K Develop a model to describe the cycling of matter and flow of energy among living and nonliving parts of an ecosystem.</p>	<p>3.1.9-12.J Construct and revise an explanation based on evidence for the cycling of matter and flow of energy in aerobic and anaerobic conditions.</p> <p>3.1.9-12.K Develop a model to illustrate the role of photosynthesis and cellular respiration in the cycling of carbon among the biosphere, atmosphere, hydrosphere, and geosphere.</p> <p>3.1.9-12.L Use mathematical representations to support and revise explanations based on evidence about factors affecting biodiversity and populations in ecosystems of different scales.</p>

3.1 Life Science

3.1	Students who demonstrate understanding can:							
Strand	Kindergarten	1	2	3	4	5	6–8	9–12
Ecosystem Dynamics, Functioning, and Resilience	Intentionally Blank	Intentionally Blank	Intentionally Blank	Intentionally Blank	Intentionally Blank	Intentionally Blank	<p>3.1.6-8.L Construct an argument supported by empirical evidence that changes to physical or biological components of an ecosystem affect populations.</p>	<p>3.1.9-12.M Evaluate the claims, evidence, and reasoning that the complex interactions in ecosystems maintain relatively consistent numbers and types of organisms in stable conditions, but changing conditions may result in a new ecosystem.</p> <p>3.1.9-12.N Design, evaluate, and refine a solution for reducing the impacts of human activities on the environment and biodiversity.</p>
Social Interactions and Group Behavior	Intentionally Blank	Intentionally Blank	Intentionally Blank	<p>3.1.3.B Construct an argument that some animals form groups that help members survive.</p>	Intentionally Blank	Intentionally Blank	Intentionally Blank	<p>3.1.9-12.O Evaluate the evidence for the role of group behavior on individual and species' chances to survive and reproduce.</p>

3.1 Life Science

3.1 Life Science								
3.1	Students who demonstrate understanding can:							
Strand	Kindergarten	1	2	3	4	5	6–8	9–12
Inheritance of Traits	Intentionally Blank	<p>3.1.1.C Make observations to construct an evidence-based account that young plants and animals are like, but not exactly like, their parents.</p>	Intentionally Blank	<p>3.1.3.C Analyze and interpret data to provide evidence that plants and animals have traits inherited from parents and that variation of these traits exists in a group of similar organisms.</p>	Intentionally Blank	Intentionally Blank	<p>3.1.6-8.M Develop and use a model to describe why structural changes to genes (mutations) located on chromosomes may affect proteins and may result in harmful, beneficial, or neutral effects to the structure and function of the organism.</p>	<p>3.1.9-12.P Ask questions to clarify relationships about the role of DNA and chromosomes in coding the instructions for characteristic traits passed from parents to offspring.</p>
Variation of Traits	Intentionally Blank	Intentionally Blank	Intentionally Blank	<p>3.1.3.D Use evidence to support the explanation that traits can be influenced by the environment.</p>	Intentionally Blank	Intentionally Blank	<p>3.1.6-8.N Develop and use a model to describe why asexual reproduction results in offspring with identical genetic information and sexual reproduction results in offspring with genetic variation.</p>	<p>3.1.9-12.Q Make and defend a claim based on evidence that inheritable genetic variations may result from (1) new genetic combinations through meiosis, (2) viable errors occurring during replication, and/or (3) mutations caused by environmental factors.</p> <p>3.1.9-12.R Apply concepts of statistics and probability to explain the variation and distribution of expressed traits in a population.</p>

3.1 Life Science

3.1	Students who demonstrate understanding can:							
Strand	Kindergarten	1	2	3	4	5	6–8	9–12
Evidence of Common Ancestry and Diversity	Intentionally Blank	Intentionally Blank	Intentionally Blank	<p><u>3.1.3.E</u> Analyze and interpret data from fossils to provide evidence of the organisms and the environments in which they lived long ago.</p>	Intentionally Blank	Intentionally Blank	<p><u>3.1.6-8.O</u> Analyze and interpret data for patterns in the fossil record that document the existence, diversity, extinction, and change of life forms throughout the history of life on Earth under the assumption that natural laws operate today as in the past.</p> <p><u>3.1.6-8.P</u> Apply scientific ideas to construct an explanation for anatomical similarities and differences among modern organisms and between modern and fossil organisms to infer evolutionary relationships.</p> <p><u>3.1.6-8.Q</u> Analyze displays of pictorial data to compare patterns of similarities in anatomical structures across multiple species to identify relationships not evident in the fully formed anatomy.</p>	<p><u>3.1.9-12.S</u> Communicate scientific information that common ancestry and biological evolution are supported by multiple lines of empirical evidence.</p>

3.1 Life Science

3.1	Students who demonstrate understanding can:							
Strand	Kindergarten	1	2	3	4	5	6–8	9–12
Natural Selection	Intentionally Blank	Intentionally Blank	Intentionally Blank	<p>3.1.3.F Use evidence to construct an explanation for how the variations in characteristics among individuals of the same species may provide advantages in surviving, finding mates, and reproducing.</p>	Intentionally Blank	Intentionally Blank	<p>3.1.6-8.R Gather and synthesize information about the technologies that have changed the way humans influence the inheritance of desired traits in organisms.</p> <p>3.1.6-8.S Construct an explanation based on evidence that describes how genetic variations of traits in a population increase some individuals' probability of surviving and reproducing in a specific environment.</p>	<p>3.1.9-12.T Construct an explanation based on evidence that the process of evolution primarily results from four factors: (1) the potential for a species to increase in number, (2) the heritable genetic variation of individuals in a species due to mutation and sexual reproduction, (3) competition for limited resources, and (4) the proliferation of those organisms that are better able to survive and reproduce in the environment.</p> <p>3.1.9-12.U Apply concepts of statistics and probability to support explanations that organisms with an advantageous heritable trait tend to increase in proportion to organisms lacking this trait.</p>

3.1 Life Science

3.1	Students who demonstrate understanding can:							
Strand	Kindergarten	1	2	3	4	5	6–8	9–12
Adaptation	Intentionally Blank	Intentionally Blank	Intentionally Blank	<p><u>3.1.3.G</u> Construct an argument with evidence that in a particular habitat some organisms can survive well, some survive less well, and some cannot survive at all.</p>	Intentionally Blank	Intentionally Blank	<p><u>3.1.6-8.T</u> Use mathematical representations to support explanations of how natural selection may lead to increases and decreases of specific traits in populations over time.</p>	<p><u>3.1.9-12.V</u> Create or revise a simulation to test a solution to mitigate the adverse impacts of human activity on biodiversity.</p> <p><u>3.1.9-12.W</u> Construct an explanation based on evidence for how natural selection leads to adaptation of populations.</p> <p><u>3.1.9-12.X</u> Evaluate the evidence supporting claims that changes in environmental conditions may result in (1) increases in the number of individuals of some species, (2) the emergence of new species over time, and (3) the extinction of other species.</p>

3.1 Life Science

3.1	Students who demonstrate understanding can:							
Strand	Kindergarten	1	2	3	4	5	6–8	9–12
Biodiversity and Humans	Intentionally Blank	Intentionally Blank	<p><u>3.1.2.C</u> Make observations of plants and animals to compare the diversity of life in different habitats.</p>	<p><u>3.1.3.H</u> Make a claim supported by evidence about the merit of a solution to a problem caused when the environment changes and the types of plants and animals that live there may change.</p>	Intentionally Blank	Intentionally Blank	<p><u>3.1.6-8.U</u> Evaluate competing design solutions for maintaining biodiversity and ecosystem services.</p>	Intentionally Blank

3.2 Physical Science

3.2	Students who demonstrate understanding can:							
Strand	Kindergarten	1	2	3	4	5	6–8	9–12
Structure and Properties of Matter	Intentionally Blank	Intentionally Blank	<p><u>3.2.2.A</u> Plan and conduct an investigation to describe and classify different kinds of materials by their observable properties.</p> <p><u>3.2.2.B</u> Analyze data obtained from testing different materials to determine which materials have the properties that are best suited for an intended purpose.</p> <p><u>3.2.2.C</u> Make observations to construct an evidence-based account of how an object made of a small set of pieces can be disassembled and made into a new object.</p>	Intentionally Blank	Intentionally Blank	<p><u>3.2.5.A</u> Develop a model to describe that matter is made of particles too small to be seen.</p> <p><u>3.2.5.B</u> Make and communicate observations and measurements to identify materials based on their properties.</p> <p><u>3.2.5.C</u> Interpret and analyze data to make decisions about how to utilize materials based on their properties.</p>	<p><u>3.2.6-8.A</u> Develop models to describe the atomic composition of simple molecules and extended structures.</p> <p><u>3.2.6-8.B</u> Develop a model that predicts and describes changes in the particle motion, temperature, and state of a pure substance when thermal energy is added or removed.</p>	<p><u>3.2.9-12.A</u> Use the periodic table as a model to predict the relative properties of elements based on the patterns of electrons in the outermost energy level of atoms.</p> <p><u>3.2.9-12.B</u> Plan and conduct an investigation to gather evidence to compare the structure of substances at the bulk scale to infer the strength of electrical forces between particles.</p> <p><u>3.2.9-12.C</u> Construct and revise an explanation for the outcome of a simple chemical reaction based on the outermost electron states of atoms, trends in the periodic table, and knowledge of the patterns of chemical properties.</p> <p><u>3.2.9-12.D</u> Develop a model to illustrate that the release or absorption of energy from a chemical reaction system depends upon the changes in total bond energy.</p>

3.2 Physical Science

3.2	Students who demonstrate understanding can:							
Strand	Kindergarten	1	2	3	4	5	6–8	9–12
Chemical Reactions	Intentionally Blank	Intentionally Blank	<p>3.2.2.D Construct an argument with evidence that some changes caused by heating or cooling can be reversed and some cannot.</p>	Intentionally Blank	Intentionally Blank	<p>3.2.5.D Measure and graph quantities to provide evidence that regardless of the type of change that occurs when heating, cooling, or mixing substances, the total weight of matter is conserved.</p> <p>3.2.5.E Conduct an investigation to determine whether the mixing of two or more substances results in new substances.</p>	<p>3.2.6-8.C Gather and make sense of information to describe how synthetic materials come from natural resources and impact society.</p> <p>3.2.6-8.D Analyze and interpret data on the properties of substances before and after the substances interact to determine if a chemical reaction has occurred.</p> <p>3.2.6-8.E Develop and use a model to describe how the total number of atoms does not change in a chemical reaction and thus mass is conserved.</p> <p>3.2.6-8.F Undertake a design project to construct, test, and modify a device that either releases or absorbs thermal energy by chemical processes.</p>	<p>3.2.9-12.E Apply scientific principles and evidence to provide an explanation about the effects of changing the temperature or concentration of the reacting particles on the rate at which a reaction occurs.</p> <p>3.2.9-12.F Refine the design of a chemical system by specifying a change in conditions that would produce increased amounts of products at equilibrium.</p> <p>3.2.9-12.G Use mathematical representations to support the claim that atoms, and therefore mass, are conserved during a chemical reaction.</p>

3.2 Physical Science

3.2	Students who demonstrate understanding can:							
Strand	Kindergarten	1	2	3	4	5	6–8	9–12
Nuclear Processes	Intentionally Blank	Intentionally Blank	Intentionally Blank	Intentionally Blank	Intentionally Blank	Intentionally Blank	Intentionally Blank	3.2.9-12.H Develop models to illustrate the changes in the composition of the nucleus of the atom and the energy released during the processes of fission, fusion, and radioactive decay.
Forces and Motion	3.2.K.A Analyze data to determine if a design solution works as intended to change the speed or direction of an object with a push or a pull.	Intentionally Blank	Intentionally Blank	3.2.3.A Make and communicate observations and/or measurements of an object’s motion to provide evidence that a pattern can be used to predict future motion. 3.2.3.B Plan and conduct an investigation to provide evidence of the effects of balanced and unbalanced forces on the motion of an object.	Intentionally Blank	Intentionally Blank	3.2.6-8.G Apply Newton’s Third Law to design a solution to a problem involving the motion of two colliding objects. 3.2.6-8.H Plan an investigation to provide evidence that the change in an object’s motion depends on the sum of the forces on the object and the mass of the object.	3.2.9-12.I Analyze data to support the claim that Newton’s second law of motion describes the mathematical relationship among the net force on a macroscopic object, its mass, and its acceleration. 3.2.9-12.J Use mathematical representations to support the claim that the total momentum of a system of objects is conserved when there is no net force on the system. 3.2.9-12.K Apply scientific and engineering ideas to design, evaluate and refine a device that minimizes the force on a macroscopic object during a collision.

3.2 Physical Science

3.2								
Students who demonstrate understanding can:								
Strand	Kindergarten	1	2	3	4	5	6–8	9–12
Types of Interactions	<p>3.2.K.B Plan and conduct an investigation to compare the effects of different strengths or different directions of pushes and pulls on the motion of an object.</p>	Intentionally Blank	Intentionally Blank	<p>3.2.3.C Ask questions to determine cause and effect relationships of electric or magnetic interactions between two objects not in contact with each other.</p> <p>3.2.3.D Define a simple design problem that can be solved by applying scientific ideas about magnets.</p>	Intentionally Blank	<p>3.2.5.F Support an argument that the gravitational force exerted by Earth on objects is directed down.</p>	<p>3.2.6-8.I Ask questions about data to determine the factors that affect the strength of electric and magnetic forces.</p> <p>3.2.6-8.J Construct and present arguments using evidence to support the claim that gravitational interactions are attractive and depend on the masses of interacting objects.</p> <p>3.2.6-8.K Conduct an investigation and evaluate the experimental design to provide evidence that fields exist between objects exerting forces on each other even though the objects are not in contact.</p>	<p>3.2.9-12.L Use mathematical representations of Newton’s Law of Gravitation and Coulomb’s Law to describe and predict the gravitational and electrostatic forces between objects.</p> <p>3.2.9-12.M Plan and conduct an investigation to provide evidence that an electric current can produce a magnetic field and that a changing magnetic field can produce an electric current.</p> <p>3.2.9-12.N Communicate scientific and technical information about why the molecular-level structure is important in the functioning of designed materials.</p>

3.2 Physical Science

3.2	Students who demonstrate understanding can:							
Strand	Kindergarten	1	2	3	4	5	6–8	9–12
Definitions of Energy	Intentionally Blank	Intentionally Blank	Intentionally Blank	Intentionally Blank	<p><u>3.2.4.A</u> Use evidence to construct an explanation relating the speed of an object to the energy of that object.</p>	Intentionally Blank	<p><u>3.2.6-8.L</u> Construct and interpret graphical displays of data to describe the relationships of kinetic energy to the mass and speed of an object.</p>	<p><u>3.2.9-12.O</u> Create a computational model to calculate the change in the energy of one component in a system when the change in energy of the other component(s) and energy flows in and out of the system are known.</p> <p><u>3.2.9-12.P</u> Develop and use models to illustrate that energy at the macroscopic scale can be accounted for as a combination of energy associated with the motions of particles (objects) and energy associated with the relative positions of particles (objects).</p> <p><u>3.2.9-12.Q</u> Design, build, and refine a device that works within given constraints to convert one form of energy into another form of energy.</p>

3.2 Physical Science

3.2 Physical Science								
3.2	Students who demonstrate understanding can:							
Strand	Kindergarten	1	2	3	4	5	6–8	9–12
<p>Conservation of Energy and Energy Transfer</p>	<p><u>3.2.K.C</u> Make observations to determine the effect of sunlight on Earth’s surface.</p> <p><u>3.2.K.D</u> Use tools and materials to design and build a structure that will reduce the warming effect of sunlight on an area.</p>	Intentionally Blank	Intentionally Blank	Intentionally Blank	<p><u>3.2.4.B</u> Make and communicate observations to provide evidence that energy can be transferred from place to place by sound, light, heat, and electric currents.</p>	Intentionally Blank	<p><u>3.2.6-8.M</u> Apply scientific principles to design, construct, and test a device that either minimizes or maximizes thermal energy transfer.</p> <p><u>3.2.6-8.N</u> Plan an investigation to determine the relationships among the energy transferred, the type of matter, the mass, and the change in the average kinetic energy of the particles as measured by the temperature of the sample.</p> <p><u>3.2.6-8.O</u> Construct, use, and present arguments to support the claim that when the kinetic energy of an object changes, energy is transferred to or from the object.</p>	<p><u>3.2.9-12.R</u> Plan and conduct an investigation to provide evidence that the transfer of thermal energy when two components of different temperature are combined within a closed system results in a more uniform energy distribution among the components in the system (second law of thermodynamics).</p>

3.2 Physical Science

3.2	Students who demonstrate understanding can:							
Strand	Kindergarten	1	2	3	4	5	6–8	9–12
Relationship Between Energy and Forces	Intentionally Blank	Intentionally Blank	Intentionally Blank	Intentionally Blank	<p><u>3.2.4.C</u> Ask questions and predict outcomes about the changes in energy that occur when objects collide.</p>	Intentionally Blank	<p><u>3.2.6-8.P</u> Develop a model to describe that when the arrangement of objects interacting at a distance changes, different amounts of potential energy are stored in the system.</p>	<p><u>3.2.9-12.S</u> Develop and use a model of two objects interacting through electric or magnetic fields to illustrate the forces between objects and the changes in energy of the objects due to the interaction.</p>
Energy in Chemical Processes and Everyday Life	Intentionally Blank	Intentionally Blank	Intentionally Blank	Intentionally Blank	<p><u>3.2.4.D</u> Apply scientific ideas to design, test, and refine a device that converts energy from one form to another.</p>	<p><u>3.2.5.G</u> Use models to describe that energy in animals' food (used for body repair, growth, motion, and to maintain body warmth) was once energy from the SUN.</p>	Intentionally Blank	Intentionally Blank

3.2 Physical Science

3.2	Students who demonstrate understanding can:							
Strand	Kindergarten	1	2	3	4	5	6–8	9–12
Wave Properties	Intentionally Blank	<p><u>3.2.1.A</u> Plan and conduct investigations to provide evidence that vibrating materials can make sound and that sound can make materials vibrate.</p>	Intentionally Blank	Intentionally Blank	<p><u>3.2.4.E</u> Develop a model of waves to describe patterns in terms of amplitude and wavelength and that waves can cause objects to move.</p>	Intentionally Blank	<p><u>3.2.6-8.Q</u> Use mathematical representations to describe a simple model for waves that includes how the amplitude of a wave is related to the energy in a wave.</p>	<p><u>3.2.9-12.T</u> Use mathematical representations to support a claim regarding relationships among the frequency, wavelength, and speed of waves traveling in various media.</p> <p><u>3.2.9-12.U</u> Evaluate questions about the advantages of using digital transmission and storage of information.</p> <p><u>3.2.9-12.V</u> Evaluate the claims, evidence, and reasoning behind the idea that electromagnetic radiation can be described either by a wave model or a particle model and that for some situations one model is more useful than the other.</p>

3.2 Physical Science

3.2	Students who demonstrate understanding can:							
Strand	Kindergarten	1	2	3	4	5	6–8	9–12
Electromagnetic Radiation	Intentionally Blank	<p><u>3.2.1.B</u> Make observations to construct an evidence-based account that objects can be seen only when illuminated.</p> <p><u>3.2.1.C</u> Plan and conduct an investigation to determine the effect of placing objects made with different materials in the path of a beam of light.</p>	Intentionally Blank	Intentionally Blank	<p><u>3.2.4.F</u> Develop a model to describe that light reflecting from objects and entering the eye allows objects to be seen.</p>	Intentionally Blank	<p><u>3.2.6-8.R</u> Develop and use a model to describe how waves are reflected, absorbed, or transmitted through various materials.</p>	<p><u>3.2.9-12.W</u> Evaluate the validity and reliability of claims in published materials of the effects that different frequencies of electromagnetic radiation have when absorbed by matter.</p>
Information Technologies and Instrumentation	Intentionally Blank	<p><u>3.2.1.D</u> Use tools and materials to design and build a device that uses light or sound to solve the problem of communicating over a distance.</p>	Intentionally Blank	Intentionally Blank	<p><u>3.2.4.G</u> Generate and compare multiple solutions that use patterns to transfer information.</p>	Intentionally Blank	<p><u>3.2.6-8.S</u> Integrate qualitative scientific and technical information to support the claim that digitized signals are a more reliable way to encode and transmit information than analog signals.</p>	<p><u>3.2.9-12.X</u> Communicate technical information about how some technological devices use the principles of wave behavior and wave interactions with matter to transmit and capture information and energy.</p>

3.3 Earth and Space Science

3.3	Students who demonstrate understanding can:							
Strand	Kindergarten	1	2	3	4	5	6–8	9–12
The Universe and Its Stars	Intentionally Blank	<p><u>3.3.1.A</u> Use observations of the sun, moon, and stars to describe patterns that can be predicted.</p>	Intentionally Blank	Intentionally Blank	Intentionally Blank	<p><u>3.3.5.A</u> Support an argument that differences in the apparent brightness of the sun compared to other stars is due to their relative distances from Earth.</p>	<p><u>3.3.6-8.A</u> Develop and use a model of the Earth-sun-moon system to describe the cyclic patterns of lunar phases, eclipses of the sun and moon, and seasons.</p> <p><u>3.3.6-8.B</u> Develop and use a model to describe the role of gravity in the motion within galaxies and the solar system.</p>	<p><u>3.3.9-12.A</u> Develop a model based on evidence to illustrate the life span of the sun and the role of nuclear fusion in the sun’s core to release energy in the form of radiation.</p> <p><u>3.3.9-12.B</u> Construct an explanation of the Big Bang theory based on astronomical evidence of light spectra, the motion of distant galaxies, and the composition of matter in the universe.</p> <p><u>3.3.9-12.C</u> Communicate scientific ideas about the way stars, over their life cycle, produce elements.</p>

3.3 Earth and Space Science

3.3	Students who demonstrate understanding can:							
Strand	Kindergarten	1	2	3	4	5	6–8	9–12
Earth and the Solar System	Intentionally Blank	<p><u>3.3.1.B</u> Make observations at different times of year to relate the amount of daylight to the time of year.</p>	Intentionally Blank	Intentionally Blank	Intentionally Blank	<p><u>3.3.5.B</u> Represent data in graphical displays to reveal patterns of daily changes in length and direction of shadows, day and night, and the seasonal appearance of some stars in the night sky.</p>	<p><u>3.3.6-8.C</u> Analyze and interpret data to determine scale properties of objects in the solar system.</p>	<p><u>3.3.9-12.D</u> Use mathematical or computational representations to predict the motion of orbiting objects in the solar system.</p> <p><u>3.3.9-12.E</u> Use a model to describe how variations in the flow of energy into and out of Earth’s systems result in changes in climate.</p>

3.3 Earth and Space Science

3.3	Students who demonstrate understanding can:							
Strand	Kindergarten	1	2	3	4	5	6–8	9–12
The History of Planet Earth	Intentionally Blank	Intentionally Blank	<p><u>3.3.2.A</u> Use information from several sources to provide evidence that Earth events can occur quickly or slowly.</p>	Intentionally Blank	<p><u>3.3.4.A</u> Identify evidence from patterns in rock formations and fossils in rock layers to support an explanation for changes in a landscape over time.</p>	Intentionally Blank	<p><u>3.3.6-8.D</u> Construct a scientific explanation based on evidence from rock strata for how the geologic time scale is used to organize Earth's 4.6-billion-year-old history.</p>	<p><u>3.3.9-12.F</u> Evaluate evidence of the past and current movements of continental and oceanic crust and the theory of plate tectonics to explain the ages of crustal rocks.</p> <p><u>3.3.9-12.G</u> Apply scientific reasoning and evidence from ancient Earth materials, meteorites, and other planetary surfaces to construct an account of Earth's formation and early history.</p>

3.3 Earth and Space Science

3.3	Students who demonstrate understanding can:							
Strand	Kindergarten	1	2	3	4	5	6–8	9–12
Earth Materials and Systems	Intentionally Blank	Intentionally Blank	<p><u>3.3.2.B</u> Compare multiple solutions designed to slow or prevent wind or water from changing the shape of the land.</p>	Intentionally Blank	<p><u>3.3.4.B</u> Make observations and/or measurements to provide evidence of the effects of weathering or the rate of erosion by water, ice, wind, or vegetation.</p>	<p><u>3.3.5.C</u> Develop a model using an example to describe ways the geosphere, biosphere, hydrosphere, and/or atmosphere interact.</p>	<p><u>3.3.6-8.E</u> Construct an explanation based on evidence for how geoscience processes have changed Earth's surface at varying time and spatial scales.</p> <p><u>3.3.6-8.F</u> Develop a model to describe the cycling of Earth's materials and the flow of energy that drives this process.</p>	<p><u>3.3.9-12.H</u> Analyze geoscience data to make the claim that one change to Earth's surface can create feedback that causes changes to other Earth systems.</p> <p><u>3.3.9-12.I</u> Develop a model based on evidence of Earth's interior to describe the cycling of matter by thermal convection.</p>
Plate Tectonics and Large-Scale System Interactions	Intentionally Blank	Intentionally Blank	<p><u>3.3.2.C</u> Develop a model to represent the shapes and kinds of land and bodies of water in an area.</p>	Intentionally Blank	<p><u>3.3.4.C</u> Analyze and interpret data from maps to describe patterns of Earth's features.</p>	Intentionally Blank	<p><u>3.3.6-8.G</u> Analyze and interpret data on the distribution of fossils and rocks, continental shapes, and seafloor structures to provide evidence of past plate motions.</p>	<p><u>3.3.9-12.J</u> Develop a model to illustrate how Earth's internal and surface processes operate at different spatial and temporal scales to form continental and ocean-floor features.</p>

3.3 Earth and Space Science

3.3	Students who demonstrate understanding can:							
Strand	Kindergarten	1	2	3	4	5	6–8	9–12
The Roles of Water in Earth’s Surface Processes	Intentionally Blank	Intentionally Blank	<p><u>3.3.2.D</u> Obtain information to identify where water is found on Earth and that it can be solid or liquid.</p>	Intentionally Blank	Intentionally Blank	<p><u>3.3.5.D</u> Describe and graph the amounts of salt water and fresh water in various reservoirs to provide evidence about the distribution of water on Earth.</p>	<p><u>3.3.6-8.H</u> Develop a model to describe the cycling of water through Earth's systems driven by energy from the sun and the force of gravity.</p> <p><u>3.3.6-8.I</u> Develop and use a model to describe how unequal heating and rotation of the Earth cause patterns of atmospheric and oceanic circulation that determine regional climates.</p>	<p><u>3.3.9-12.K</u> Plan and conduct an investigation of the properties of water and its effects on Earth materials and surface processes.</p>

3.3 Earth and Space Science

3.3 Earth and Space Science								
3.3	Students who demonstrate understanding can:							
Strand	Kindergarten	1	2	3	4	5	6–8	9–12
Weather and Climate	<p><u>3.3.K.A</u> Use and share observations of local weather conditions to describe patterns over time.</p>	Intentionally Blank	Intentionally Blank	<p><u>3.3.3.A</u> Represent data in tables and graphical displays to describe typical weather conditions expected during a particular season.</p> <p><u>3.3.3.B</u> Obtain and combine information to describe climates in different regions of the world.</p>	Intentionally Blank	Intentionally Blank	<p><u>3.3.6-8.J</u> Collect data to provide evidence for how the motion and complex interactions of air masses result in changes in weather conditions.</p> <p><u>3.3.6-8.O</u> Ask questions to clarify evidence of the factors that have caused the rise in global temperatures over the past century.</p>	<p><u>3.3.9-12.L</u> Develop a quantitative model to describe the cycling of carbon among the hydrosphere, atmosphere, geosphere, and biosphere.</p> <p><u>3.3.9-12.M</u> Use a computational representation to illustrate the relationships among Earth systems and how those relationships are being modified due to human activity.</p> <p><u>3.3.9-12.S</u> Analyze geoscience data and the results from global climate models to make an evidence-based forecast of the current rate of global or regional climate change and associated future impacts to Earth systems.</p>

3.3 Earth and Space Science

3.3 Earth and Space Science								
3.3	Students who demonstrate understanding can:							
Strand	Kindergarten	1	2	3	4	5	6–8	9–12
Biogeology	<p>3.3.K.B Construct an argument supported by evidence for how plants and animals (including humans) can change the environment to meet their needs.</p>	Intentionally Blank	Intentionally Blank	Intentionally Blank	Intentionally Blank	Intentionally Blank	Intentionally Blank	<p>3.3.9-12.N Construct an argument based on evidence about the simultaneous coevolution of Earth’s systems and life on Earth.</p>
Natural Resources	<p>3.3.K.C Use a model to represent the relationship between the needs of different plants or animals (including humans) and the places they live.</p>	Intentionally Blank	Intentionally Blank	Intentionally Blank	<p>3.3.4.D Obtain and combine information to describe that energy and fuels are derived from natural resources and their uses affect the environment.</p>	Intentionally Blank	<p>3.3.6-8.K Construct a scientific explanation based on evidence for how the uneven distributions of Earth’s mineral, energy, and groundwater resources are the result of past and current geoscience processes.</p>	<p>3.3.9-12.O Construct an explanation based on evidence for how the availability of natural resources, occurrence of natural hazards, and changes in climate have influenced human activity.</p> <p>3.3.9-12.P Evaluate competing design solutions for developing, managing, and utilizing energy and mineral resources based on cost-benefit ratios.</p>

3.3 Earth and Space Science

3.3 Earth and Space Science								
3.3	Students who demonstrate understanding can:							
Strand	Kindergarten	1	2	3	4	5	6–8	9–12
Natural Hazards	<p>3.3.K.D Ask questions to obtain information about the purpose of weather forecasting to prepare for, and respond to, severe weather.</p>	Intentionally Blank	Intentionally Blank	<p>3.3.3.C Make a claim supported by evidence about the merit of a design solution that reduces the impacts of a weather-related hazard.</p>	<p>3.3.4.E Generate and compare multiple solutions to reduce the impacts of natural Earth processes on humans.</p>	Intentionally Blank	<p>3.3.6-8.L Analyze and interpret data on natural hazards to forecast future catastrophic events and inform the development of technologies to mitigate their effects.</p>	Intentionally Blank
Human Impact on Earth Systems	<p>3.3.K.E Communicate solutions that will reduce the impact of humans on the land, water, air, and/or other living things in the local environment.</p>	Intentionally Blank	Intentionally Blank	Intentionally Blank	Intentionally Blank	<p>3.3.5.E Obtain and combine information about ways individual communities use science ideas to protect the Earth’s resources and environment.</p> <p>3.3.5.F Generate and design possible solutions to a current environmental issue, threat, or concern.</p>	<p>3.3.6-8.M Apply scientific principles to design a method for monitoring and minimizing human impact on the environment.</p> <p>3.3.6-8.N Construct an argument supported by evidence for how increases in human population and per capita consumption of natural resources impact Earth's systems.</p>	<p>3.3.9-12.Q Create a computational simulation to illustrate the relationships among management of natural resources, the sustainability of human populations, and biodiversity.</p> <p>3.3.9-12.R Evaluate or refine a technological solution that reduces the impact of human activities on natural systems.</p>

3.4 Environmental Literacy & Sustainability

3.4	Students who demonstrate understanding can:			
Strand	K–2	3–5	6–8	9–12
Agricultural and Environmental Systems and Resources Agricultural Systems	3.4.K-2.A Categorize ways people harvest, redistribute, and use natural resources.	3.4.3-5.A Analyze how living organisms, including humans, affect the environment in which they live, and how their environment affects them.	3.4.6-8.A Develop a model to describe how agricultural and food systems function, including the sustainable use of natural resources and the production, processing, and management of food, fiber, and energy.	3.4.9-12.A Analyze and interpret how issues, trends, technologies, and policies impact agricultural, food, and environmental systems and resources.
Agricultural and Environmental Systems and Resources Environment and Society	3.4.K-2.B Examine how people from different cultures and communities, including one’s own, interact and express their beliefs about nature.	3.4.3-5.B Make a claim about the environmental and social impacts of design solutions and civic actions, including their own actions.	3.4.6-8.B Analyze and interpret data about how different societies (economic and social systems) and cultures use and manage natural resources differently.	3.4.9-12.B Apply research and analytical skills to evaluate the conditions and motivations that lead to conflict, cooperation, and change among individuals, groups, and nations.
Agricultural and Environmental Systems and Resources Watersheds and Wetlands	Refer to other standards in this document to build a learning progression.	3.4.3-5.C Examine ways you influence your local environment and community by collecting and displaying data.	3.4.6-8.C Develop a model to describe how watersheds and wetlands function as systems, including the roles and functions they serve.	3.4.9-12.C Analyze and interpret how issues, trends, technologies, and policies impact watersheds and water resources.
Environmental Literacy Skills Investigating Environmental Issues	Refer to other standards in this document to build a learning progression.	3.4.3-5.D Develop a model to demonstrate how local environmental issues are connected to larger local environment and human systems.	3.4.6-8.D Gather, read, and synthesize information from multiple sources to investigate how Pennsylvania environmental issues affect Pennsylvania’s human and natural systems.	3.4.9-12.D Apply research and analytical skills to systematically investigate environmental issues ranging from local issues to those that are regional or global in scope.
Environmental Literacy Skills Environmental Experiences	3.4.K-2.C Explain ways that places differ in their physical characteristics, their meaning, and their value and/or importance.	Refer to other standards in this document to build a learning progression.	3.4.6-8.E Collect, analyze, and interpret environmental data to describe a local environment.	3.4.9-12.E Plan and conduct an investigation utilizing environmental data about a local environmental issue.
Environmental Literacy Skills Evaluating Solutions	Refer to other standards in this document to build a learning progression.	3.4.3-5.E Construct an argument to support whether action is needed on a selected environmental issue and propose possible solutions.	3.4.6-8.F Obtain and communicate information on how integrated pest management could improve indoor and outdoor environments.	3.4.9-12.F Evaluate and communicate the effect of integrated pest management practices on indoor and outdoor environments.

3.4 Environmental Literacy & Sustainability

3.4	Students who demonstrate understanding can:			
Strand	K–2	3–5	6–8	9–12
Sustainability and Stewardship Environmental Sustainability	3.4.K-2.D Plan and carry out an investigation to address an issue in the local environment and community.	Refer to other standards in this document to build a learning progression.	3.4.6-8.G Obtain and communicate information to describe how best resource management practices and environmental laws are designed to achieve environmental sustainability.	3.4.9-12.G Analyze and evaluate how best resource management practices and environmental laws achieve sustainability of natural resources.
Sustainability and Stewardship Environmental Stewardship	Refer to other standards in this document to build a learning progression.	3.4.3-5.F Critique ways that people depend on and change the environment.	3.4.6-8.H Design a solution to an environmental issue in which individuals and societies can engage as stewards of the environment.	3.4.9-12.H Design and evaluate solutions in which individuals and societies can promote stewardship in environmental quality and community well-being.
Sustainability and Stewardship Environmental Justice	Refer to other standards in this document to build a learning progression.	3.4.3-5.G Investigate how perspectives over the use of resources and the development of technology have changed over time and resulted in conflict over the development of societies and nations.	3.4.6-8.I Construct an explanation that describes regional environmental conditions and their implications on environmental justice and social equity.	3.4.9-12.I Analyze and interpret data on a regional environmental condition and its implications on environmental justice and social equity.

3.5 Technology & Engineering

	K–2	3–5	6–8	9–12
<p>Applying, Maintaining, and Assessing Technological Products and Systems</p> <p>Impacts of Technology</p> <p>Influence of Society on Technological Development</p>	<p>3.5.K-2.A Identify and use everyday symbols.</p>	<p>3.5.3-5.A Use appropriate symbols, numbers, and words to communicate key ideas about technological products and systems.</p>	<p>3.5.6-8.A Research information from various sources to use and maintain technological products or systems.</p>	<p>3.5.9-12.A Use various approaches to communicate processes and procedures for using, maintaining, and assessing technological products and systems.</p>
	<p>3.5.K-2.B Describe qualities of everyday products.</p>	<p>3.5.3-5.B Examine information to assess the trade-offs to using a product or system.</p>	<p>3.5.6-8.B Use instruments to gather data on the performance of everyday products.</p>	Intentionally Blank
	Intentionally Blank	Intentionally Blank	Intentionally Blank	<p>3.5.9-12.B Critically assess and evaluate a technology that minimizes resource use and resulting waste to achieve a goal.</p>
	Intentionally Blank	<p>3.5.3-5.C Follow directions to complete a technological task.</p>	Intentionally Blank	Intentionally Blank
	<p>3.5.K-2.C Explain ways that technology helps with everyday tasks.</p>	<p>3.5.3-5.D Predict how certain aspects of their daily lives would be different without given technologies.</p>	<p>3.5.6-8.C Hypothesize what alternative outcomes (individual, cultural, and/or environmental) might have resulted had a different technological solution been selected.</p>	Intentionally Blank
	<p>3.5.K-2.D Select ways to reduce, reuse, and recycle resources in daily life.</p>	<p>3.5.3-5.E Explain why responsible use of technology requires sustainable management of resources.</p> <p>3.5.3-5.F Classify resources used to create technologies as either renewable or nonrenewable.</p>	<p>3.5.6-8.D Analyze how the creation and use of technologies consumes renewable, non-renewable, and inexhaustible resources; creates waste; and may contribute to environmental challenges.</p>	<p>3.5.9-12.C Develop a solution to a technological problem that has the least negative environmental and social impact.</p>

3.5 Technology & Engineering

	K–2	3–5	6–8	9–12
<p>Applying , Maintaining, and Assessing Technological Products and Systems</p> <p>Impacts of Technology</p> <p>Influence of Society on Technological Development</p>	<p>3.5.K-2.E Illustrate helpful and harmful effects of technology.</p>	<p>3.5.3-5.G Describe the helpful and harmful effects of technology.</p>	<p>3.5.6-8.E Consider the impacts of a proposed or existing technology and devise strategies for reducing, reusing, and recycling waste caused by its creation.</p>	<p>3.5.9-12.D Critique whether existing or proposed technologies use resources sustainably.</p>
	<p>3.5.K-2.F Investigate the use of technologies in the home and community.</p>	<p>3.5.3-5.H Determine factors that influence changes in a society’s technological systems or infrastructure.</p>	<p>3.5.6-8.F Analyze examples of technologies that have changed the way people think, interact, live, and communicate.</p>	<p>3.5.9-12.E Evaluate how technology and engineering advancements alter human health and capabilities.</p>
	<p>3.5.K-2.G Explain the tools and techniques that people use to help them do things.</p>	<p>3.5.3-5.I Design solutions by safely using tools, materials, and skills.</p>	Intentionally Blank	Intentionally Blank
	<p>3.5.K-2.H Explain the needs and wants of individuals and societies.</p>	<p>3.5.3-5.J Explain how technologies are developed or adapted when individual or societal needs and wants change.</p>	<p>3.5.6-8.G Analyze how an invention or innovation was influenced by the context and circumstances in which it is developed.</p>	<p>3.5.9-12.F Evaluate a technological innovation that arose from a specific society’s unique need or want.</p>
	<p>3.5.K-2.I Compare simple technologies to evaluate their impacts.</p>	<p>3.5.3-5.K Judge technologies to determine the best one to use to complete a given task or meet a need.</p>	<p>3.5.6-8.H Evaluate trade-offs based on various perspectives as part of a decision process that recognizes the need for careful compromises among competing factors.</p>	<p>3.5.9-12.G Evaluate a technological innovation that was met with societal resistance impacting its development.</p>
	<p>3.5.K-2.J Design new technologies that could improve their daily lives.</p>	Intentionally Blank	<p>3.5.6-8.I Examine the ways that technology can have both positive and negative effects at the same time.</p>	<p>3.5.9-12.H Evaluate ways that technology and engineering can impact individuals, society, and the environment.</p> <p>3.5.9-12.I (ETS) Evaluate a solution to a complex real-world problem based on prioritized criteria and trade-offs that account for a range of constraints, including cost, safety, reliability, and aesthetics as well as possible social, cultural, and environmental impacts.</p>

3.5 Technology & Engineering

	K–2	3–5	6–8	9–12
<p>Applying , Maintaining, and Assessing Technological Products and Systems</p> <p>Impacts of Technology</p> <p>Influence of Society on Technological Development</p>	<p>3.5.K-2.K Safely use tools to complete tasks.</p>	<p>3.5.3-5.L Demonstrate how tools and machines extend human capabilities, such as holding, lifting, carrying, fastening, separating, and computing.</p>	<p>3.5.6-8.J Use tools, materials, and machines to safely diagnose, adjust, and repair systems.</p>	Intentionally Blank
	Intentionally Blank	Intentionally Blank	<p>3.5.6-8.K Use devices to control technological systems.</p>	Intentionally Blank
	<p>3.5.K-2.L Explore how technologies are developed to meet individual and societal needs and wants.</p>	Intentionally Blank	Intentionally Blank	Intentionally Blank
	Intentionally Blank	Intentionally Blank	<p>3.5.6-8.L Design methods to gather data about technological systems.</p> <p>3.5.6-8.M (ETS) Develop a model to generate data for iterative testing and modification of a proposed object, tool, or process such that an optimal design can be achieved.</p> <p>3.5.6-8.N (ETS) Analyze data from tests to determine similarities and differences among several design solutions to identify the best characteristics of each that can be combined into a new solution to better meet the criteria for success.</p>	<p>3.5.9-12.J Synthesize data and analyze trends to make decisions about technological products, systems, or processes.</p> <p>3.5.9-12.K (ETS) Use a computer simulation to model the impact of proposed solutions to a complex real-world problem with numerous criteria and constraints on interactions within and between systems relevant to the problem.</p>

3.5 Technology & Engineering

	K–2	3–5	6–8	9–12
Applying , Maintaining, and Assessing Technological Products and Systems Impacts of Technology Influence of Society on Technological Development	Intentionally Blank	Intentionally Blank	3.5.6-8.O Interpret the accuracy of information collected. 3.5.6-8.P (ETS) Evaluate competing design solutions using a systematic process to determine how well they meet the criteria and constraints of the problem.	Intentionally Blank
	Intentionally Blank	Intentionally Blank	Intentionally Blank	3.5.9-12.L Interpret laws, regulations, policies, and other factors that impact the development and use of technology.
	Intentionally Blank	Intentionally Blank	Intentionally Blank	3.5.9-12.M Develop a device or system for the marketplace.
Design and Design Thinking in Technology and Engineering Education	3.5.K-2.M Demonstrate essential skills of the engineering design process.	3.5.3-5.M Demonstrate essential skills of the engineering design process.	3.5.6-8.Q Apply a technology and engineering design thinking process.	3.5.9-12.N Analyze and use relevant and appropriate design thinking processes to solve technological and engineering problems.
	3.5.K-2.N Analyze how things work.	3.5.3-5.N Identify why a product or system is not working properly.	Intentionally Blank	3.5.9-12.O Apply appropriate design thinking processes to diagnose, adjust, and repair systems to ensure precise, safe, and proper functionality.
	3.5.K-2.O Illustrate that there are different solutions to a design and that none are perfect.	Intentionally Blank	Intentionally Blank	3.5.9-12.P Apply a broad range of design skills to a design thinking process.

3.5 Technology & Engineering

	K–2	3–5	6–8	9–12
Design and Design Thinking in Technology and Engineering Education	Intentionally Blank	3.5.3-5.O Describe requirements of designing or making a product or system.	Intentionally Blank	Intentionally Blank
	3.5.K-2.P Discuss that all designs have different characteristics that can be described.	3.5.3-5.P Evaluate the strengths and weaknesses of existing design solutions, including their own solutions.	Intentionally Blank	3.5.9-12.Q Implement and critique principles, elements, and factors of design.
	3.5.K-2.Q Apply skills necessary for making in design.	3.5.3-5.Q Practice successful design skills. 3.5.3-5.R Apply tools, techniques, and materials in a safe manner as part of the design process.	Intentionally Blank	3.5.9-12.R Use a design thinking process to design an appropriate technology for use in a different culture.
	Intentionally Blank	Intentionally Blank	3.5.6-8.R Develop innovative products and systems that solve problems and extend capabilities based on individual or collective needs and wants.	3.5.9-12.S Conduct research to inform intentional inventions and innovations that address specific needs and wants. 3.5.9-12.T (ETS) Analyze a major global challenge to specify qualitative and quantitative criteria and constraints for solutions that account for societal needs and wants.
	Intentionally Blank	3.5.3-5.S Illustrate that there are multiple approaches to design.	3.5.6-8.S Illustrate the benefits and opportunities associated with different approaches to design.	3.5.9-12.U Evaluate and define the purpose of a design.
	3.5.K-2.R Draw connections between technology and human experience	Intentionally Blank	3.5.6-8.T Create solutions to problems by identifying and applying human factors in design.	3.5.9-12.V Apply principles of human-centered design.
	Intentionally Blank	Intentionally Blank	Intentionally Blank	Intentionally Blank

3.5 Technology & Engineering

	K–2	3–5	6–8	9–12
Design and Design Thinking in Technology and Engineering Education	<p><u>3.5.K-2.S</u> Apply design concepts, principles, and processes through play and exploration</p>	<p><u>3.5.3-5.T</u> Apply universal principles and elements of design.</p>	<p><u>3.5.6-8.U</u> Evaluate and assess the strengths and weaknesses of various design solutions given established principles and elements of design.</p>	<p><u>3.5.9-12.W</u> Optimize a design by addressing desired qualities within criteria and constraints while considering trade-offs.</p>
	<p><u>3.5.K-2.T</u> Demonstrate that designs have requirements.</p>	<p><u>3.5.3-5.U</u> Evaluate designs based on criteria, constraints, and standards.</p>	<p><u>3.5.6-8.V</u> Refine design solutions to address criteria and constraints.</p> <p><u>3.5.6-8.W (ETS)</u> Define the criteria and constraints of a design problem with sufficient precision to ensure a successful solution, taking into account relevant scientific principles and potential impacts on people and the natural environment that may limit possible solutions.</p>	Intentionally Blank
	<p><u>3.5.K-2.U</u> Explain that design is a response to wants and needs</p>	<p><u>3.5.3-5.V</u> Interpret how good design improves the human condition.</p>	<p><u>3.5.6-8.X</u> Defend decisions related to a design problem.</p>	<p><u>3.5.9-12.X</u> Implement the best possible solution to a design using an explicit process.</p> <p><u>3.5.9-12.Y (ETS)</u> Design a solution to a complex real-world problem by breaking it down into smaller, more manageable problems that can be solved through engineering.</p>
	Intentionally Blank	Intentionally Blank	Intentionally Blank	<p><u>3.5.9-12.Z</u> Recognize and explain how their community and the world around them informs technological development and engineering design.</p>
	Intentionally Blank	Intentionally Blank	Intentionally Blank	<p><u>3.5.9-12.AA</u> Safely apply an appropriate range of making skills to a design thinking process.</p>

3.5 Technology & Engineering

	K–2	3–5	6–8	9–12
Integration of Knowledge, Technologies, and Practices	Intentionally Blank	Intentionally Blank	<p>3.5.6-8.Y Compare, contrast, and identify overlap between the contributions of science, technology, engineering, and mathematics in the development of technological systems.</p>	<p>3.5.9-12.BB Assess how similarities and differences among scientific, technological, engineering, and mathematical knowledge and skills contributed to the design of a product or system.</p>
	Intentionally Blank	Intentionally Blank	<p>3.5.6-8.Z Analyze how different technological systems often interact with economic, environmental, and social systems.</p>	Intentionally Blank
	<p>3.5.K-2.V Explain that materials are selected for use because they possess desirable properties and characteristics.</p>	<p>3.5.3-5.W Describe the properties of different materials.</p>	<p>3.5.6-8.AA Adapt and apply an existing product, system, or process to solve a problem in a different setting.</p>	<p>3.5.9-12.CC Analyze how technology transfer occurs when a user applies an existing innovation developed for one function for a different purpose.</p>
	<p>3.5.K-2.W Apply concepts and skills from technology and engineering activities that reinforce concepts and skills across multiple areas.</p>	<p>3.5.3-5.X Explain how various relationships can exist between technology and engineering and other content areas.</p>	<p>3.5.6-8.BB Demonstrate how knowledge gained from other content areas affects the development of technological products and systems.</p>	<p>3.5.9-12.DD Develop a plan that incorporates knowledge from science, mathematics, and other disciplines to design or improve a technological product or system.</p>
	<p>3.5.K-2.X Develop a plan in order to complete a task.</p>	<p>3.5.3-5.Y Identify the resources needed to get a technical job done, such as people, materials, capital, tools, machines, knowledge, energy, and time</p>	Intentionally Blank	<p>3.5.9-12.EE Connect technological and engineering progress to the advancement of other areas of knowledge and vice versa.</p>
	Intentionally Blank	<p>3.5.3-5.Z Create a new product that improves someone's life.</p>	Intentionally Blank	<p>3.5.9-12.FF Evaluate how technology enhances opportunities for new products and services through globalization.</p>

3.5 Technology & Engineering

	K–2	3–5	6–8	9–12
	Intentionally Blank	Intentionally Blank	3.56-8.CC Consider historical factors that have contributed to the development of technologies and human progress.	3.5.9-12.GG Evaluate how technology and engineering have been powerful forces in reshaping the social, cultural, political, and economic landscapes throughout history.
	3.5.K-2.Y Discuss how the way people live and work has changed throughout history because of technology.	3.5.3-5.AA Create representations of the tools people made, how they cultivated to provide food, made clothing, and built shelters to protect themselves.	Intentionally Blank	3.5.9-12.HH Analyze how the Industrial Revolution resulted in the development of mass production, sophisticated transportation and communication systems, advanced construction practices, and improved education and leisure time.
Nature and Characteristics of Technology and Engineering	Intentionally Blank	Intentionally Blank	Intentionally Blank	3.5.9-12.II Investigate the widespread changes that have resulted from the Information Age, which has placed emphasis on the processing and exchange of information.
Core Concepts of Technology and Engineering	Intentionally Blank	Intentionally Blank	Intentionally Blank	3.5.9-12.JJ Identify and explain how the evolution of civilization has been directly affected by, and has in turn affected, the development and use of tools, materials, and processes.
History of Technology	Intentionally Blank	Intentionally Blank	3.5.6-8.DD Engage in a research and development process to simulate how inventions and innovations have evolved through systematic tests and refinements.	3.5.9-12.KK Relate how technological and engineering developments have been evolutionary, often the result of a series of refinements to basic inventions or technological knowledge.
	3.5.K-2.Z Illustrate how systems have parts or components that work together to accomplish a goal.	3.5.3-5.BB Illustrate how, when parts of a system are missing, it may not work as planned.	3.5.6-8.EE Differentiate between inputs, processes, outputs, and feedback in technological systems.	3.5.9-12.LL Analyze the stability of a technological system and how it is influenced by all of the components in the system, especially those in the feedback loop.

3.5 Technology & Engineering

	K–2	3–5	6–8	9–12
<p>Nature and Characteristics of Technology and Engineering</p> <p>Core Concepts of Technology and Engineering</p> <p>History of Technology</p>	Intentionally Blank	<p>3.5.3-5.CC</p> <p>Describe how a subsystem is a system that operates as a part of another larger system.</p>	<p>3.5.6-8.FF</p> <p>Demonstrate how systems thinking involves considering relationships between every part, as well as how the systems interact with the environment in which it is used.</p>	<p>3.5.9-12.MM</p> <p>Troubleshoot and improve a flawed system embedded within a larger technological, social, or environmental system.</p>
	Intentionally Blank	Intentionally Blank	<p>3.5.6-8.GG</p> <p>Create an open-loop system that has no feedback path and requires human intervention.</p>	Intentionally Blank
	Intentionally Blank	<p>3.5.3-5.DD</p> <p>Demonstrate how simple technologies are often combined to form more complex systems.</p>	<p>3.5.6-8.HH</p> <p>Create a closed-loop system that has a feedback path and requires no human intervention.</p>	Intentionally Blank
	Intentionally Blank	<p>3.5.3-5.EE</p> <p>Explain how solutions to problems are shaped by economic, political, and cultural forces.</p>	<p>3.5.6-8.II</p> <p>Predict outcomes of a future product or system at the beginning of the design process.</p>	<p>3.5.9-12.NN</p> <p>Analyze the rate of technological and engineering development and predict future diffusion and adoption of new innovations and technologies.</p>
	<p>3.5.K-2.AA</p> <p>Demonstrate that creating can be done by anyone.</p>	Intentionally Blank	<p>3.5.6-8.JJ</p> <p>Apply informed problem-solving strategies to the improvement of existing devices or processes or the development of new approaches.</p>	Intentionally Blank

3.5 Technology & Engineering

	K–2	3–5	6–8	9–12
Nature and Characteristics of Technology and Engineering	<p>3.5.K-2.BB Compare the natural world and human-made world.</p>	<p>3.5.3-5.FF Compare how things found in nature differ from things that are human-made, noting differences and similarities in how they are produced and used.</p> <p>3.5.3-5.GG Describe the unique relationship between science and technology, and how the natural world can contribute to the human-made world to foster innovation.</p>	<p>3.5.6-8.KK Explain how technology and engineering are closely linked to creativity, which can result in both intended and unintended innovations.</p>	Intentionally Blank
Core Concepts of Technology and Engineering	<p>3.5.K-2.CC Discuss the roles of scientists, engineers, technologists, and others who work with technology.</p>	<p>3.5.3-5.HH Differentiate between the role of scientists, engineers, technologists, and others in creating and maintaining technological systems.</p>	<p>3.5.6-8.LL Compare how different technologies involve different sets of processes.</p>	Intentionally Blank
History of Technology	<p>3.5.K-2.DD Collaborate effectively as a member of a team.</p>	Intentionally Blank	Intentionally Blank	<p>3.5.9-12.OO Use project management tools, strategies, and processes in planning, organizing, and controlling work.</p> <p>3.5.9-12.QQ Implement quality control as a planned process to ensure that a product, service, or system meets established criteria.</p>
	Intentionally Blank	Intentionally Blank	Intentionally Blank	<p>3.5.9-12.PP Demonstrate the use of conceptual, graphical, virtual, mathematical, and physical modeling to identify conflicting considerations before the entire system is developed and to aid in design decision making.</p>