

**2008 ANTHRACITE UNDERGROUND MINES REPORTING PRODUCTION
LISTED BY COUNTY**

Columbia County									
Company	Permit	Site Name	Surface Permit Acres	Total Tons Production	Mineral	Number of Employees	Hours Worked	Accidents	
								Fatal	Non-Fatal
UAE Coalcorp Assoc	19881301	UAE Coalcorp Harmony Mine	34.1	141,161	Lykens Valley #2	47	102,186	1	8
Columbia County Total	1		34.1	141,161		47	102,186	1	8

Columbia County									
Company	Permit	Site Name	Surface Permit Acres	Total Tons Production	Mineral	Number of Employees	Hours Worked	Accidents	
								Fatal	Non-Fatal
UAE Coalcorp Assoc	19881301	UAE Coalcorp Harmony Mine	34.1	141,161	Lykens Valley #2	47	102,186	1	8
Columbia County Total	1		34.1	141,161		47	102,186	1	8

Northumberland County

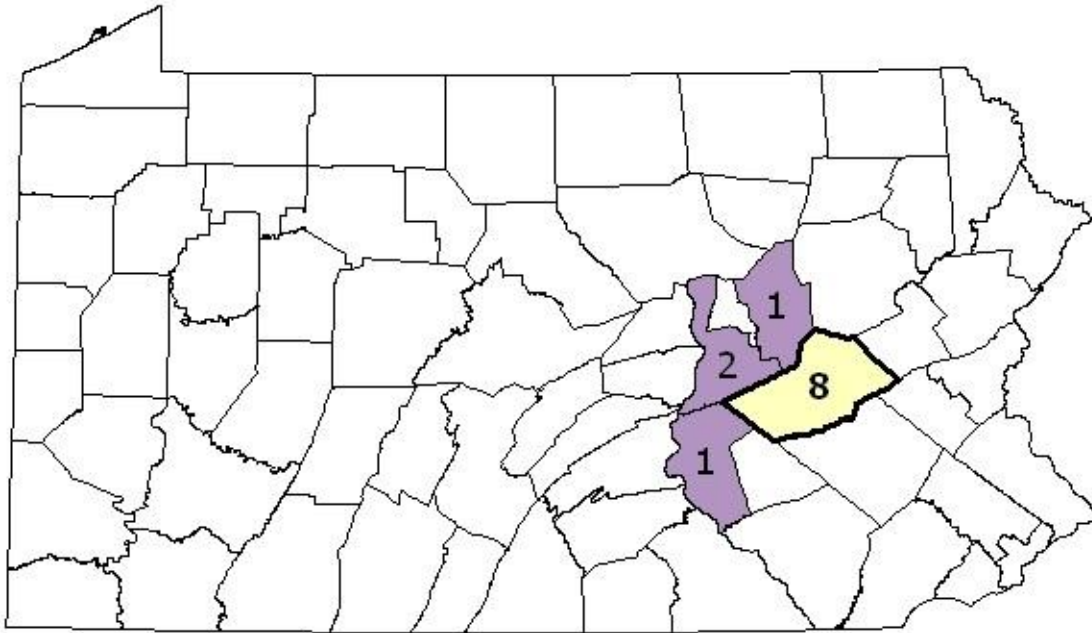
Company	Permit	Site Name	Surface Permit Acres	Total Tons Production	Mineral	Number of Employees	Hours Worked	Accidents	
								Fatal	Non-Fatal
Bear Gap Coal Co	49861303	N & L Slope Mine	2.8	5,918	Lykens Valley #4	4	6,720	0	0
FKZ Coal Inc	49971301	No 1 Mine	3.5	1,350	Mammoth Middle Split	5	7,390	0	0
Northumberland County Total	2		6.3	7,268		9	14,110	0	0

Schuylkill County

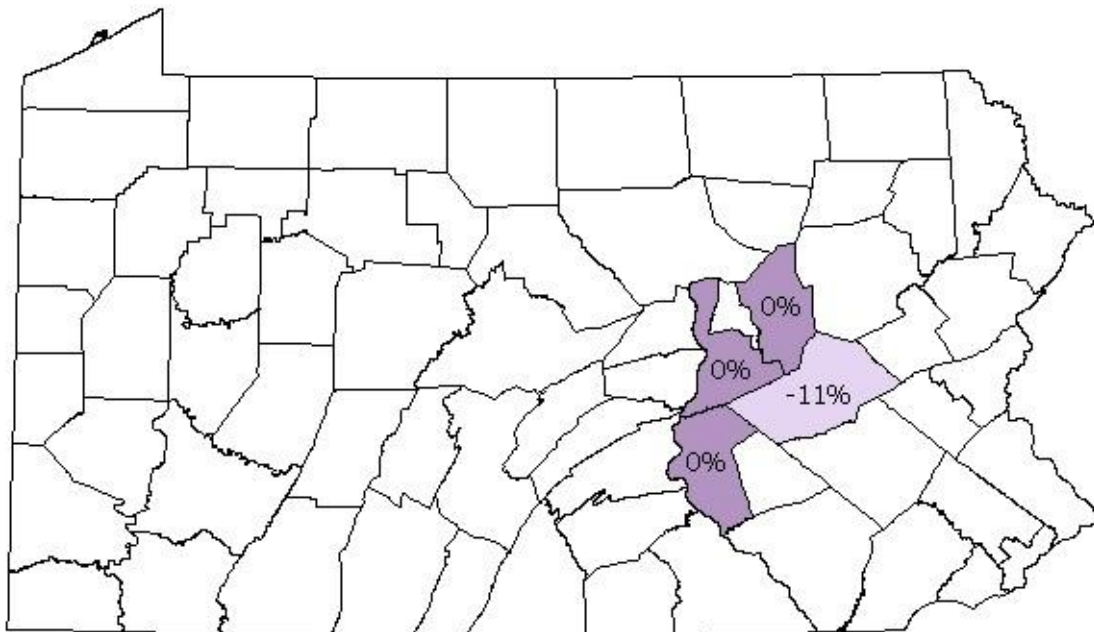
Company	Permit	Site Name	Surface Permit Acres	Total Tons Production	Mineral	Number of Employees	Hours Worked	Accidents	
								Fatal	Non-Fatal
Alfred Brown Coal	54011301	Brown 7 Ft Mine	3.0	4,148	Seven Foot	4	4,410	0	0
B & B Anthracite Coal Co	54851325	Rock Ridge Mine	8.0	13,901	Buck Mountain	8	14,560	0	0
Joliett Coal Co	54991301	Joliett Coal 3 Mine	3.0	112	Lykens Valley #3	2	1,106	0	0
K & C Coal Co	54851319	K & C Mine	7.9	3,309	Orchard	3	4,820	0	0
Kimmel's Mining Inc	54071301	Williamstown 1 Mine	26.4	29,002	Lykens Valley #3	16	26,641	0	2

Little Buck Coal Co	54851342	Little Buck Mine	5.0	406	Seven Foot	2	780	0	0
Orchard Coal Co Inc	54901302	Orchard Coal Mine	5.0	14,076	Orchard	9	17,053	0	0
RS & W Coal Co	54851332	Woods Drift Mine	2.1	17,849	Rough	6	9,438	0	0
Schuylkill County Total	8		60.4	82,803		50	78,808	0	2

Anthracite Underground Mine Operators in 2008



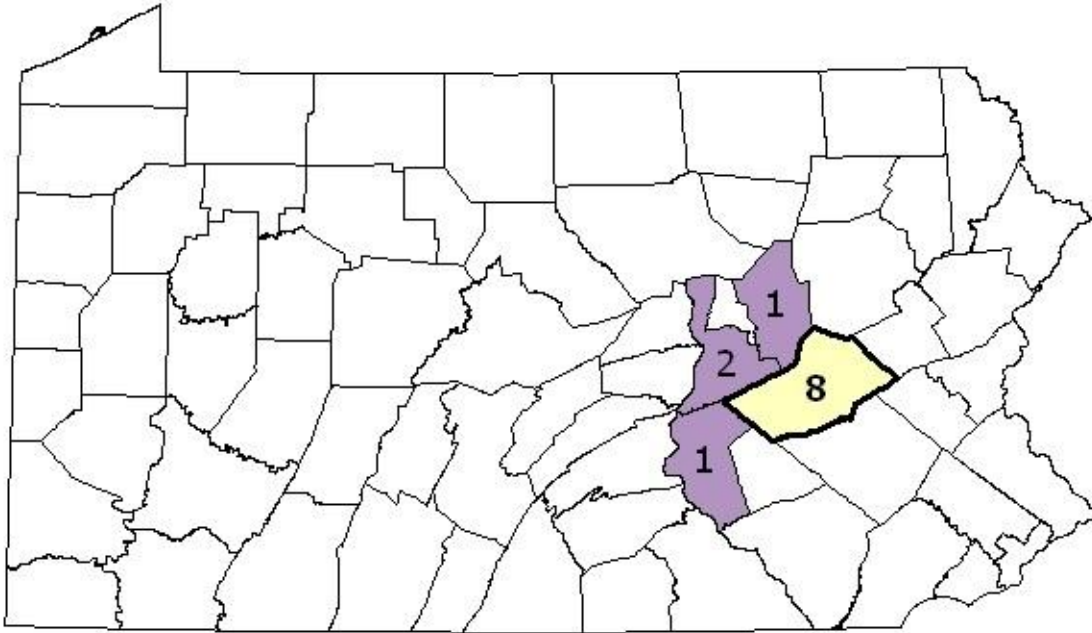
Anthracite Underground Mine Operators in 2008



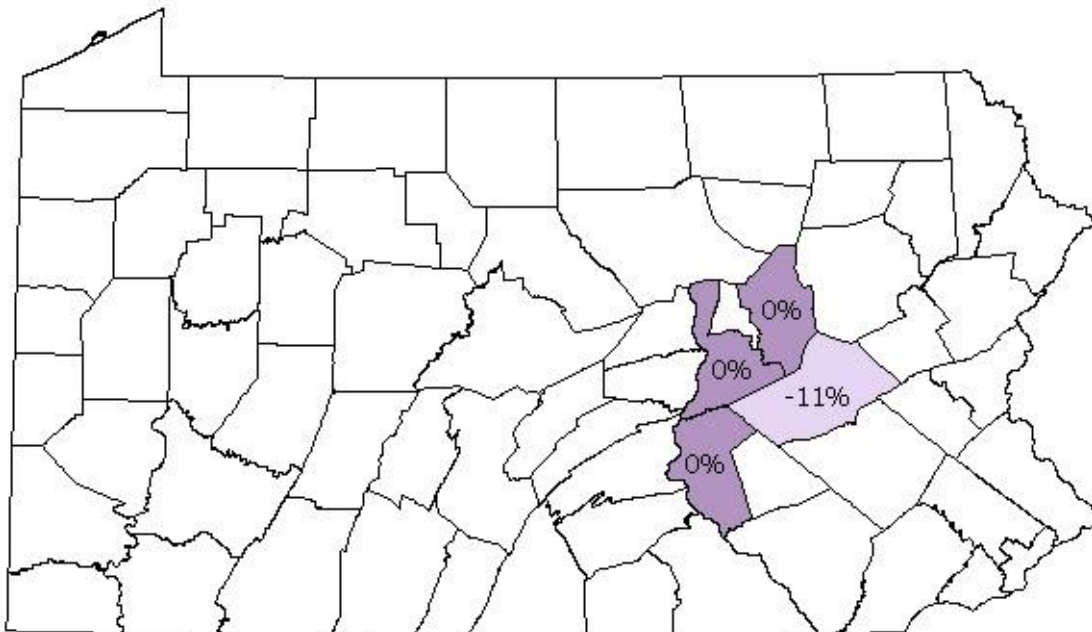
Change From Last Year

Decrease No Change No Activity

Anthracite Underground Mines Active in 2008



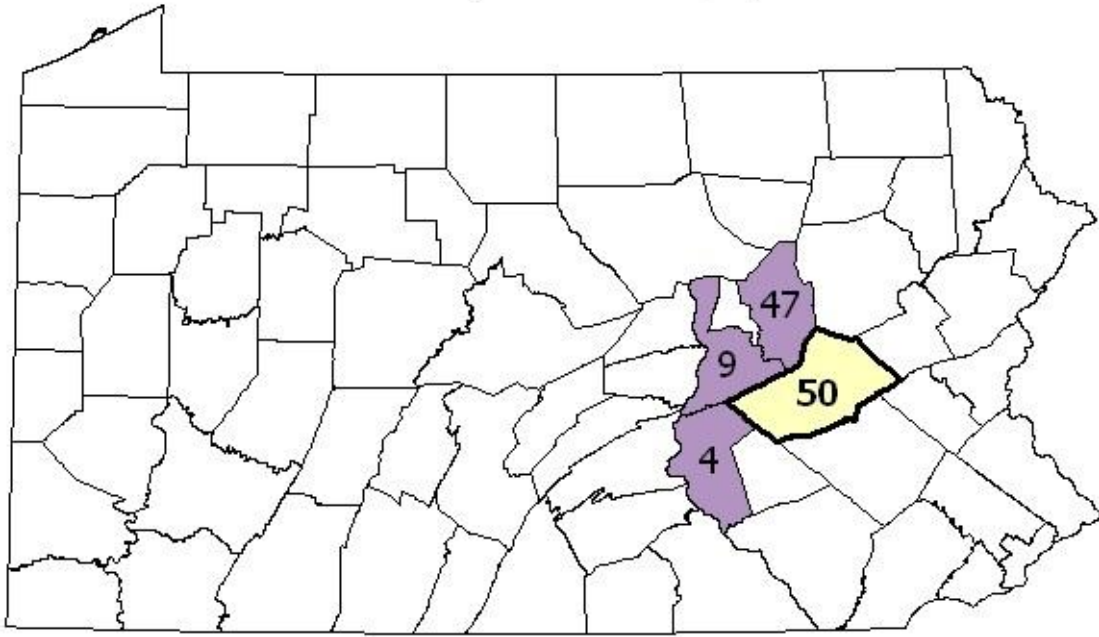
Anthracite Underground Mines Active in 2008



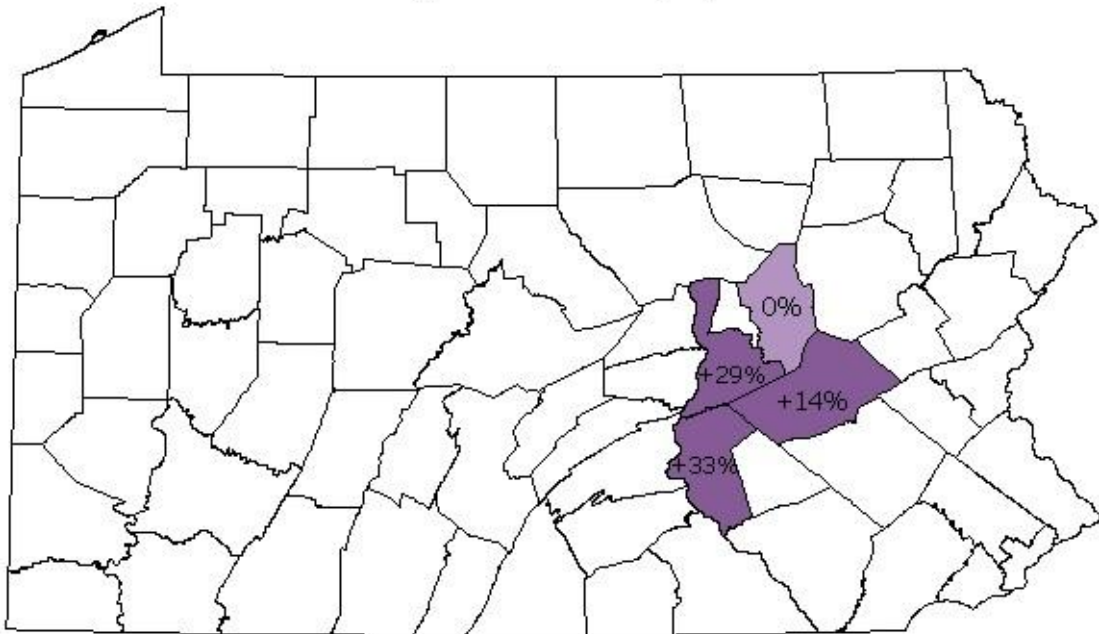
Change From Last Year

Decrease No Change No Activity

Anthracite Underground Mine Employees in 2008



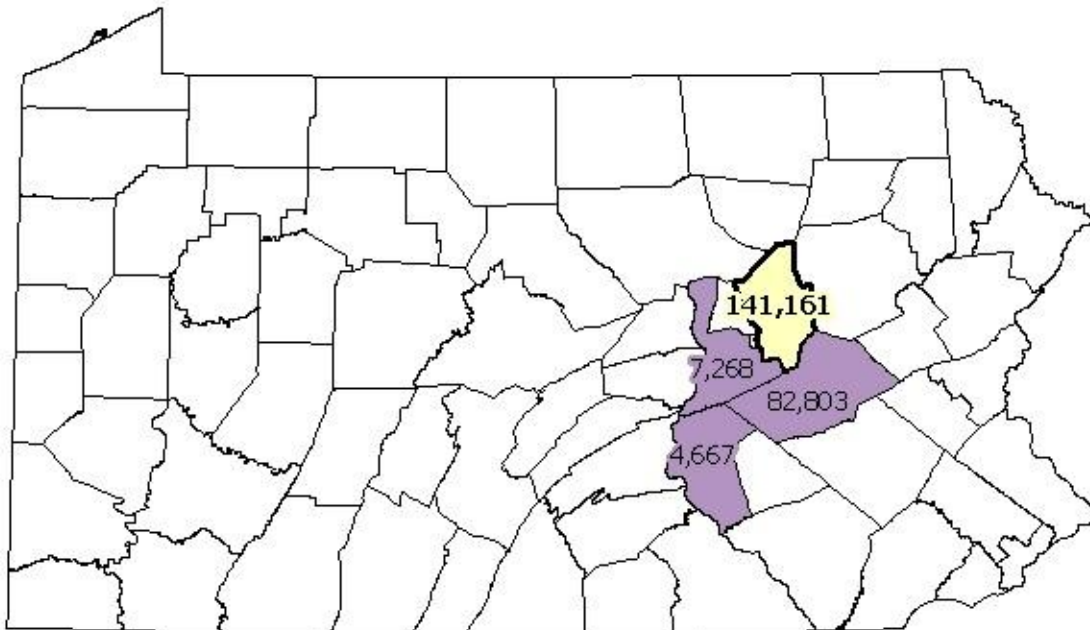
Anthracite Underground Mine Employees in 2008



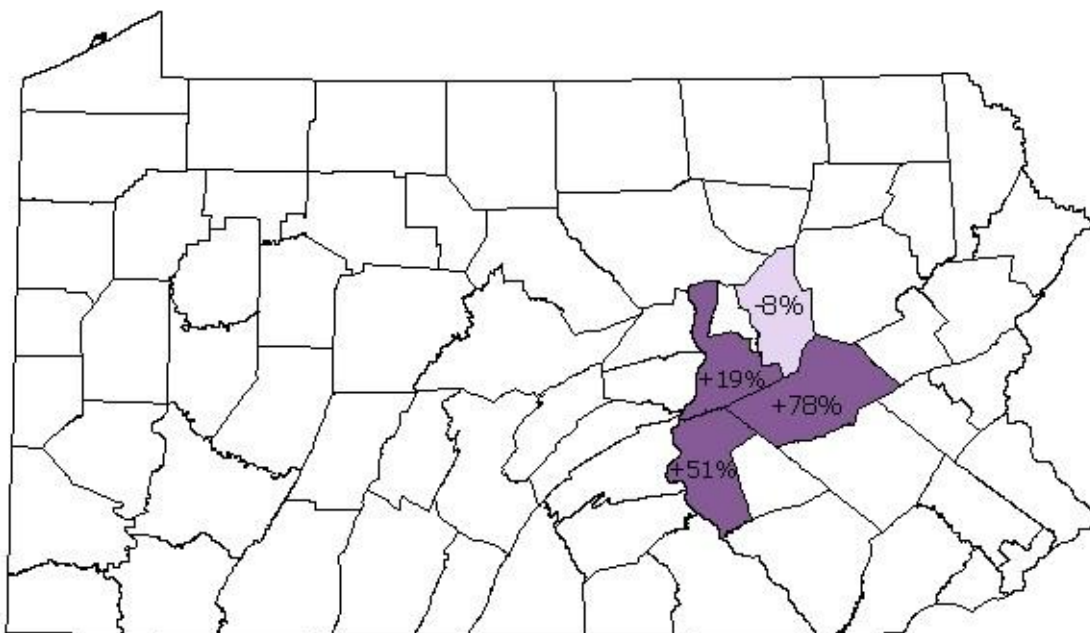
Change From Last Year

■ No Change ■ Increase □ No Activity

Anthracite Underground Mine Tonnages Reported in 2008



Anthracite Underground Mine Tonnages Reported in 2008



Change From Last Year

Decrease Increase No Activity