

## 2010 ANTHRACITE COAL REFUSE PRODUCTION - LISTED BY COUNTY

<b>Carbon County</b>								
Company	Permit	Site Name	Surface Permit Acres	Total Tons Production	Number of Employees	Hours Worked	Accidents	
							Fatal	Non-Fatal
Panther Creek Partners	13890201	Panther Creek Partners Mine	428.0	0	11	25,019	0	0
Rossi Excav Co	13940201	Rossi Excavating Banks Mine	11.5	0	2	5,200	0	0
Rossi Excav Co	13990201	Rossi Excavating Greenfield Mine	493.0	3,953	2	240	0	0
Rossi Excav Co	13010201	Rossi Coleraine Bank	580.0	2,586	2	1,280	0	0
<b>Carbon County Total</b>	<b>4</b>		<b>1,512.5</b>	<b>6,539</b>	<b>17</b>	<b>31,739</b>	<b>0</b>	<b>0</b>

<b>Columbia County</b>								
Company	Permit	Site Name	Surface Permit Acres	Total Tons Production	Number of Employees	Hours Worked	Accidents	
							Fatal	Non-Fatal
Mid Valley Coal Sales Inc	19000201	Mid Valley Coal Sales Conyngham Mine	343.0	96,363	0	3,505	0	0
<b>Columbia County Total</b>	<b>1</b>		<b>343.0</b>	<b>96,363</b>	<b>0</b>	<b>3,505</b>	<b>0</b>	<b>0</b>

<b>Lackawanna County</b>								
Company	Permit	Site Name	Surface Permit Acres	Total Tons Production	Number of Employees	Hours Worked	Accidents	
							Fatal	Non-Fatal
APHC II Inc	35970201	APHC II Marvine Bank	26.8	0	1	1,984	0	0
Maco Assoc Inc	35090101	Maco Assoc Coalbrook Mine	1,700.0	0	2	3,936	0	0

Northampton Fuel Supply Co Inc	35763202	Northampton Fuel Supply Powderly Bank	45.0	0	5	71	0	0
Ransom Quarry Co Inc	35840205	Ransom Mid Valley Bank	161.0	23,443	2	4,250	0	0
<b>Lackawanna County Total</b>	<b>4</b>		<b>1,932.8</b>	<b>23,443</b>	<b>10</b>	<b>10,241</b>	<b>0</b>	<b>0</b>

<b>Luzerne County</b>								
Company	Permit	Site Name	Surface Permit Acres	Total Tons Production	Number of Employees	Hours Worked	Accidents	
							Fatal	Non-Fatal
Beaver Brook Coal Co	40850201	Beaver Brook Coal Beaver Brook Mine	312.0	4,114	2	3,000	0	0
Emerald Anthracite II	40823205	Hud Emerald Anthracite Truesdale Mine	239.2	0	5	7,501	0	0
Emerald Anthracite II	40050201	Hud Emerald Anthracite 7 Washery	83.6	0	2	328	0	0
Heavy Media Inc	40940206	Heavy Media Loree Silt Basin Mine	15.9	0	2	2,214	0	0
Jeddo Highland Coal Co	40840206	Jeddo-Highland Coal Prospect Mine	126.9	0	6	766	0	0
Mineral Reclamation LLC	40070201	UGI Loomis Tract Bank	37.0	89,000	1	2,000	0	0
Northampton Fuel Supply Co Inc	40940205	Northampton Fuel Supply Loomis Mine	124.0	3,953	5	4,863	0	1
Pagnotti Enterprises Inc	40663025	Pagnotti Ent Jeddo Area 1 Mine	325.0	59,520	2	2,780	0	0
Silverbrook Anthracite Inc	40840202	Silverbrook Anthracite Lafflin Bank	30.3	0	5	6,688	0	0
Silverbrook Anthracite Inc	40850203	Silverbrook Anthracite Alden Bank 1 Mine	49.0	0	3	5,360	0	0
<b>Luzerne County Total</b>	<b>10</b>		<b>1,404.2</b>	<b>156,587</b>	<b>33</b>	<b>35,500</b>	<b>0</b>	<b>1</b>

## Northumberland County

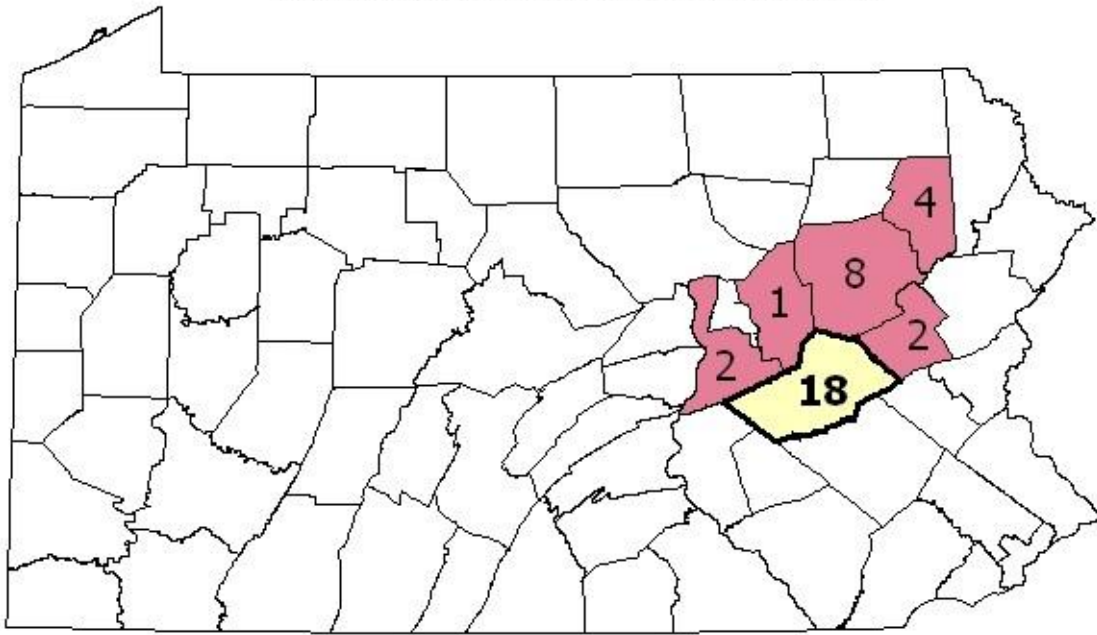
Company	Permit	Site Name	Surface Permit Acres	Total Tons Production	Number of Employees	Hours Worked	Accidents	
							Fatal	Non-Fatal
Black Diamond Mining Inc	49990201	Black Diamond Mining Sioux Mine	124.8	99,931	4	7,905	0	0
Susquehanna Coal Co	49870202	Susquehanna Mt Carmel Cogen Mine	788.0	455,232	28	59,467	0	0
<b>Northumberland County Total</b>	<b>2</b>		<b>912.8</b>	<b>555,163</b>	<b>32</b>	<b>67,372</b>	<b>0</b>	<b>0</b>

## Schuylkill County

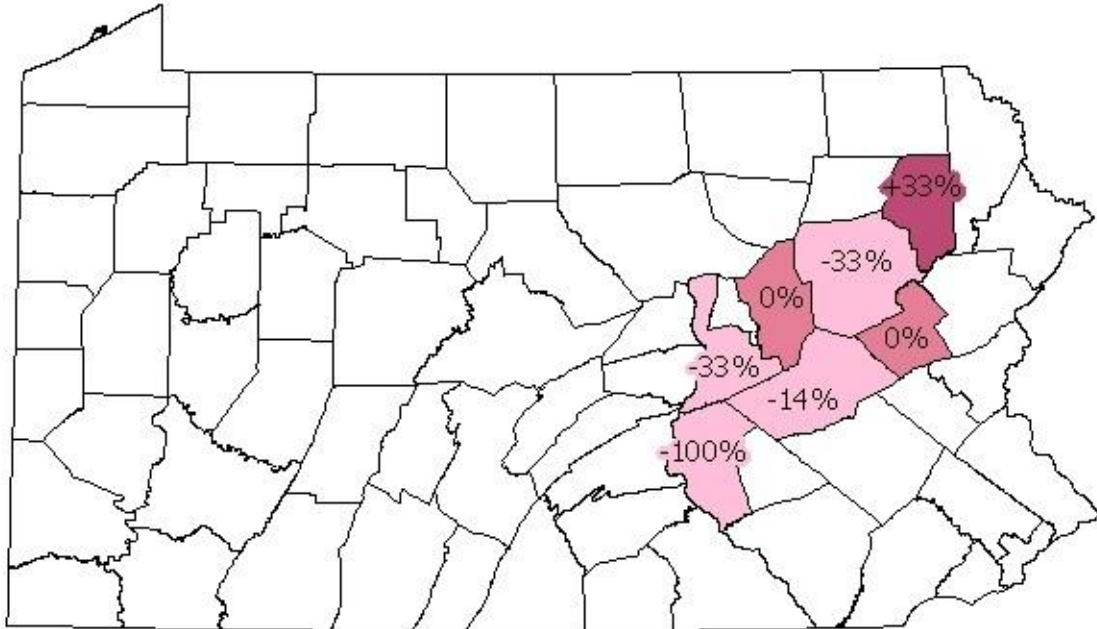
Company	Permit	Site Name	Surface Permit Acres	Total Tons Production	Number of Employees	Hours Worked	Accidents	
							Fatal	Non-Fatal
AC Fuels Co	54980201	AC Fuels Audenried Mine	197.5	159,064	5	9,702	0	0
BD Mining Co	54850202	BD Mining BD Overall Plt Mine	1,590.0	488,714	27	54,862	0	0
Blaschak Coal Corp	54880201	Blaschak Coal Franklin Breaker	61.4	0	3	6,812	0	0
Coaldale Energy LLC	54070202	Coaldale Energy Great Lakes Silt Basin	195.0	132,172	9	10,506	0	0
Direnzo Coal Co	54920202	Direnzo Sub G Mine	18.9	0	1	1,800	0	0
Direnzo Coal Co	54940202	Direnzo Breaker	30.3	0	1	1,800	0	0
Gilberton Coal Co	54070102	Gilberton Coal Big Mine Run Mine	148.7	20,550	2	424	0	0
Jeddo Highland Coal Co	54773215	Jeddo Highland Coal Indian Head Mine	46.4	4,244	2	2,000	0	0
Jeddo Highland Coal Co	54970204	Jeddo Highland Coal Indian Head Mine	265.0	38,192	4	4,000	0	0
Michael Coal Co	54030202	Michael Coal Branchdale Mine	70.6	72,170	3	3,812	0	0
Northeastern Power Co	54920201	Northeastern Power Silverbrook Mine	876.0	0	7	5,239	0	0
Northeastern	54960201	Northeastern	429.7	240,147	8	16,270	0	0

Power Co		Power Honeybrook Mine						
Phila City Trustee Girard Estate	54960202	Phila City Trustee Hammond Mine	1,071.0	27,228	4	10,840	0	0
Reading Anthracite Co	54783702	Reading Anthracite New St Nicholas Breaker	512.0	0	10	25,314	0	0
Reading Anthracite Co	54793206	Reading Anthracite Ellangowan Bank 45A Mine	3,038.0	1,261,609	7	21,336	0	0
RJBB Coal Co	54783205	RJBB Delano Bank	4.9	14,545	1	810	0	0
Stoudts Ferry Preparation Co Inc	54020201	Stoudts Ferry Prep Mahanoy Twp Bank Mine	66.0	35,752	6	13,291	0	0
South Tamaqua Coal Pockets Inc	54830209	South Tamaqua Coal Pockets 1 Mine	37.0	0	12	27,532	0	1
South Tamaqua Coal Pockets Inc	54070104	South Tamaqua Coal Pockets Kaska Mine	55.1	16,983	1	2,745	0	0
Waste Mgmt & Proc Inc	54080201	Waste Mgmt & Proc Salem Hill Bank	162.0	147,920	3	5,742	0	1
Wheelabrator Culm Svc Inc	54040203	Wheelabrator Culm Svc Park Bank	42.1	186,015	5	12,949	0	0
White Pine Coal Co Inc	54870206	White Pine Coal Mahanoy Creek Mine	870.0	46,251	2	4,527	0	0
White Pine Coal Co Inc	54940201	White Pine Coal Bear Ridge Mine	56.3	11,674	1	383	0	0
WPS Westwood Generation LLC	54860206	WPS Westwood Generation Mine	441.4	74,416	7	16,089	0	0
WPS Westwood Generation LLC	54010201	WPS Westwood Good Spring Mine	73.6	85,472	1	1,721	0	0
<b>Schuylkill County Total</b>	<b>25</b>		<b>10,358.9</b>	<b>3,063,118</b>	<b>132</b>	<b>260,506</b>	<b>0</b>	<b>6</b>

### Anthracite Coal Refuse Operators in 2010



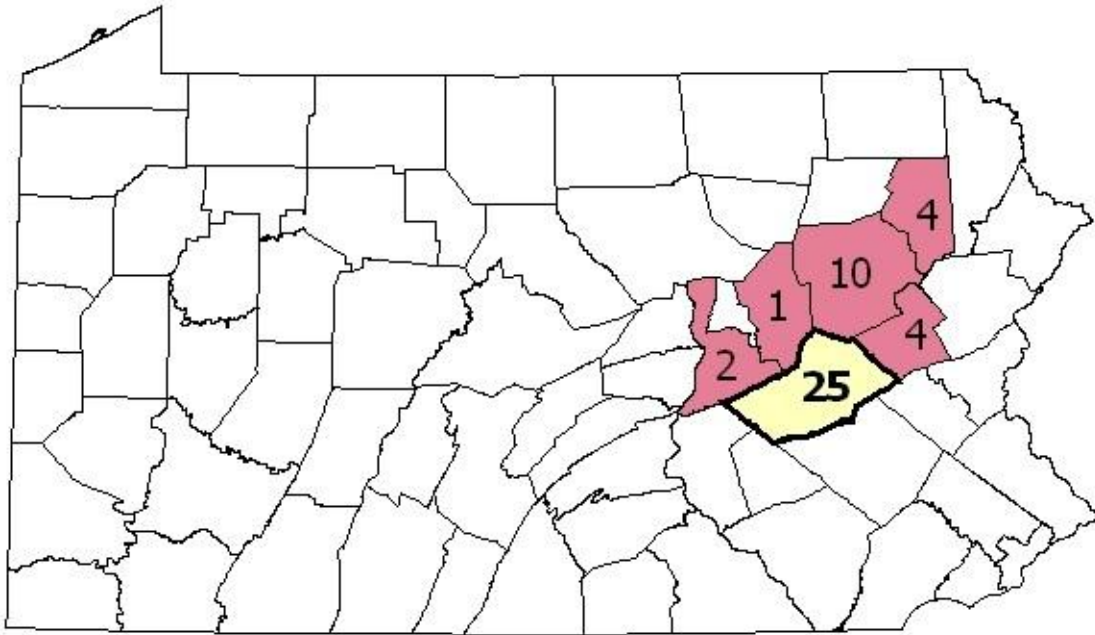
### Anthracite Coal Refuse Operators in 2010



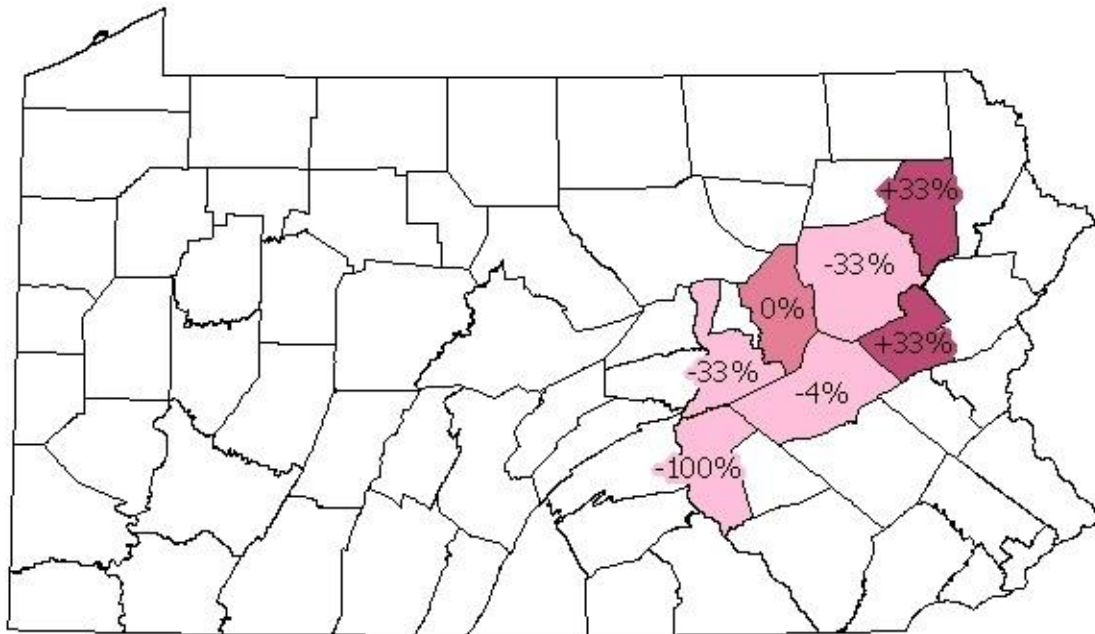
#### Change From Last Year

Decrease    No Change    Increase    No Activity

### Anthracite Coal Refuse Sites Active in 2010



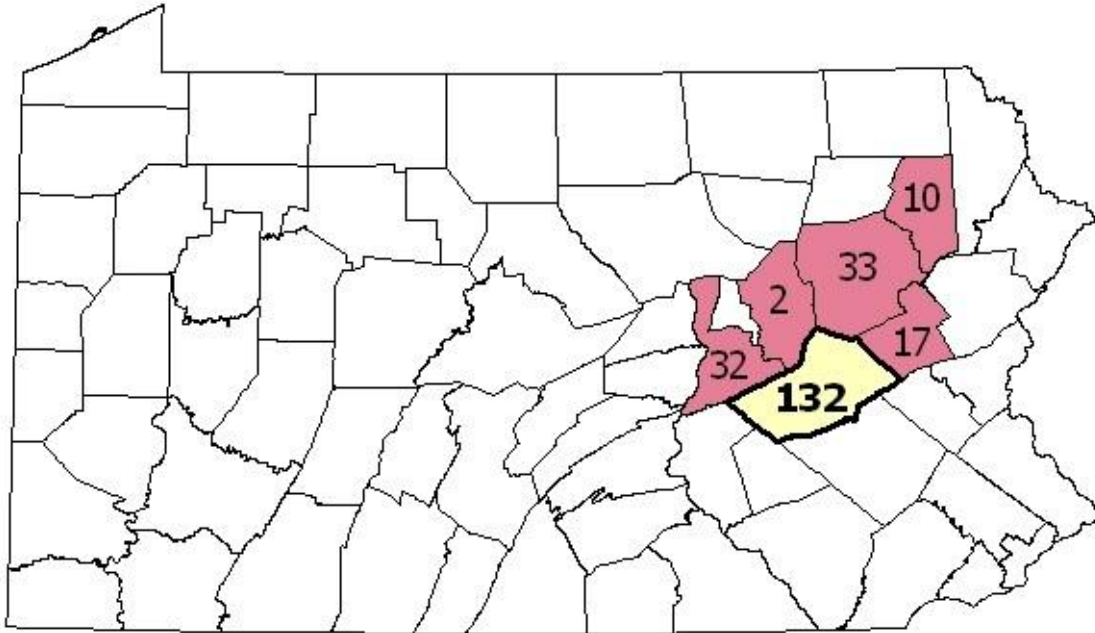
### Anthracite Coal Refuse Sites Active in 2010



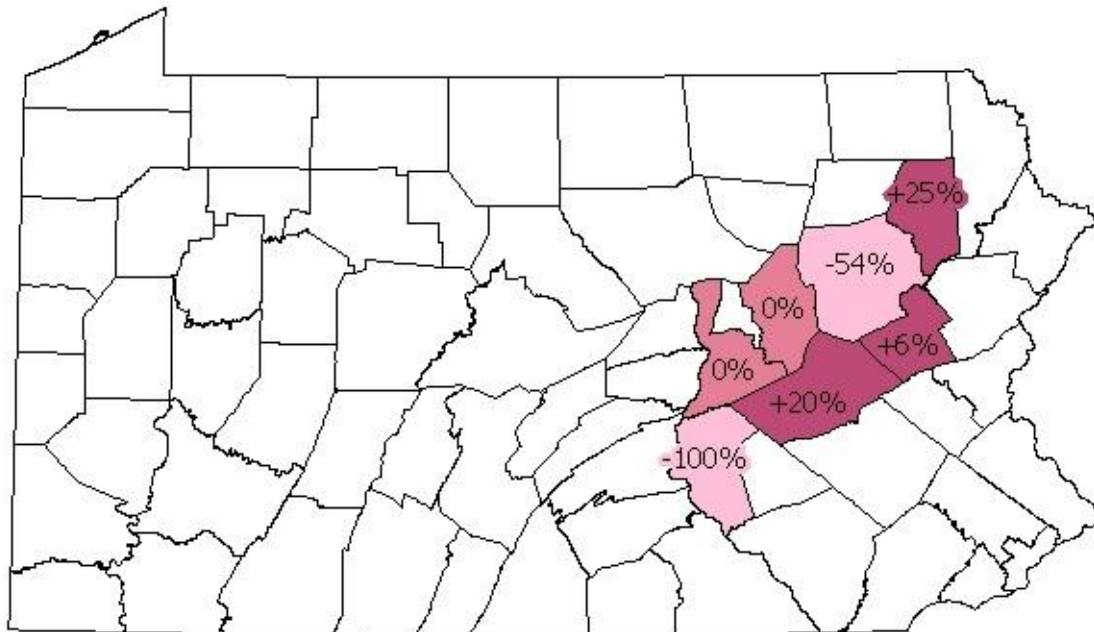
#### Change From Last Year

Decrease    No Change    Increase    No Activity

### Anthracite Coal Refuse Employees in 2010



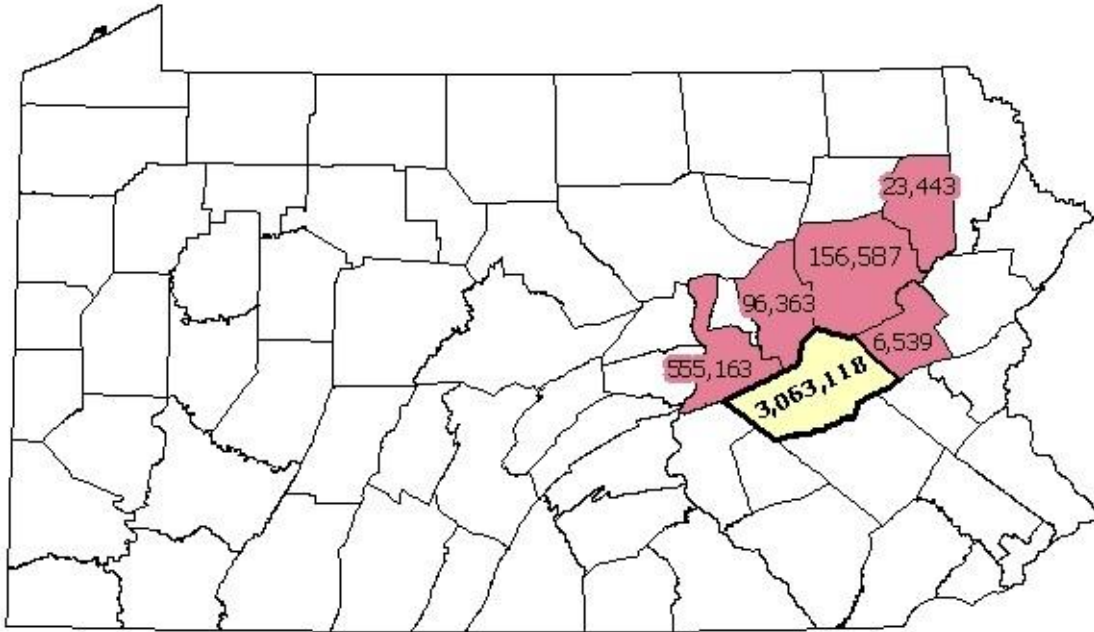
### Anthracite Coal Refuse Employees in 2010



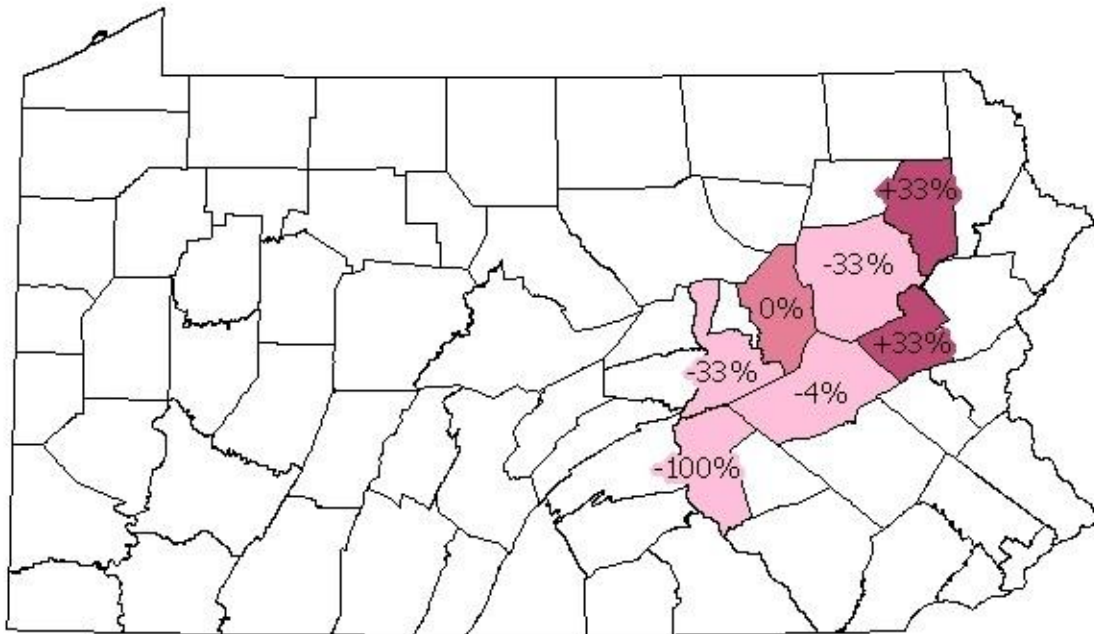
#### Change From Last Year

Decrease
  No Change
  Increase
  No Activity

### Anthracite Coal Refuse Tonnages Reported in 2010



### Anthracite Coal Refuse Sites Active in 2010



**Change From Last Year**  
 Decrease    No Change    Increase    No Activity