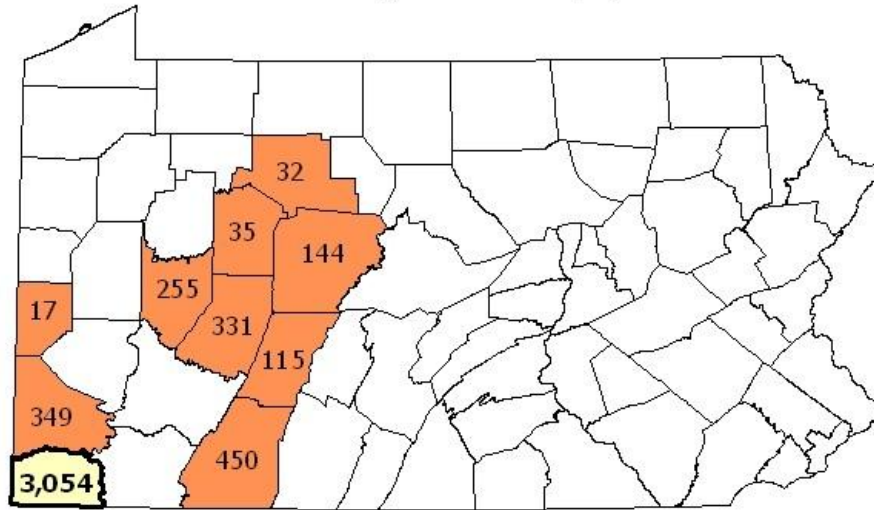


**2008 BITUMINOUS EMPLOYEES AND PRODUCTION TONNAGE
SUMMARY BY COUNTY**

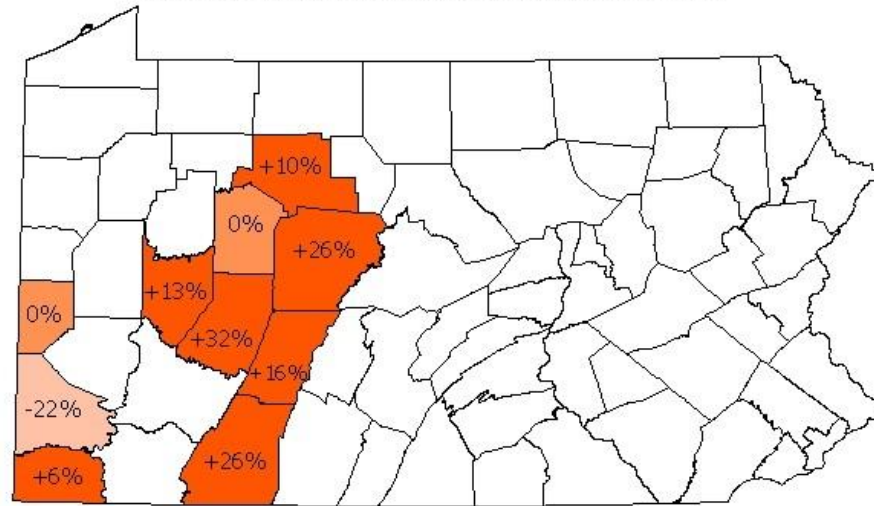
County	Underground Mine Employees	Surface Mine Employees	Coal Refuse Site Employees	TOTAL EMPLOYEES	Underground Mine Production	Surface Mine Production	Coal Refuse Site Production	TOTAL PRODUCTION (tons)
Allegheny	0	22	8	30	0	57,173	676,774	733,947
Armstrong	255	122	0	377	2,515,003	1,580,461	0	4,095,464
Beaver	17	0	0	17	380,425	0	0	380,425
Bedford	0	4	0	4	0	11,101	0	11,101
Butler	0	44	0	44	0	319,375	0	319,375
Cambria	115	50	33	198	872,255	472,051	766,176	2,110,482
Cameron	0	14	0	14	0	27,919	0	27,919
Centre	0	19	1	20	0	110,150	447	110,597
Clarion	0	192	0	192	0	490,071	0	490,071
Clearfield	144	560	10	714	1,340,546	2,699,656	53,481	4,093,683
Elk	32	73	0	105	219,765	390,466	0	610,231
Fayette	0	82	14	96	0	475,392	1,000	476,392
Greene	3,054	2	0	3,056	41,387,675	5,388	0	41,393,063
Indiana	331	106	13	450	2,527,567	694,014	815,103	4,036,684
Jefferson	35	94	0	129	157,051	314,186	0	471,237
Lawrence	0	12	0	14	0	3,768	0	3,768
Lycoming	0	36	0	36	0	256,810	0	256,810

Mercer	0	14	0	14	0	40,223	0	40,223
Somerset	450	400	2	852	2,022,659	3,029,993	0	5,052,652
Tioga	0	9	0	9	0	1,839	0	1,839
Venango	0	7	0	7	0	60,198	0	60,198
Washington	349	92	7	448	1,837,915	530,514	25,269	2,393,798
Westmoreland	0	66	3	69	0	922,521	34,789	957,310
REGION TOTALS	4,782	2,022	91	6,895	53,260,861	12,493,369	2,373,039	68,127,269

Bituminous Underground Mine Employees in 2008



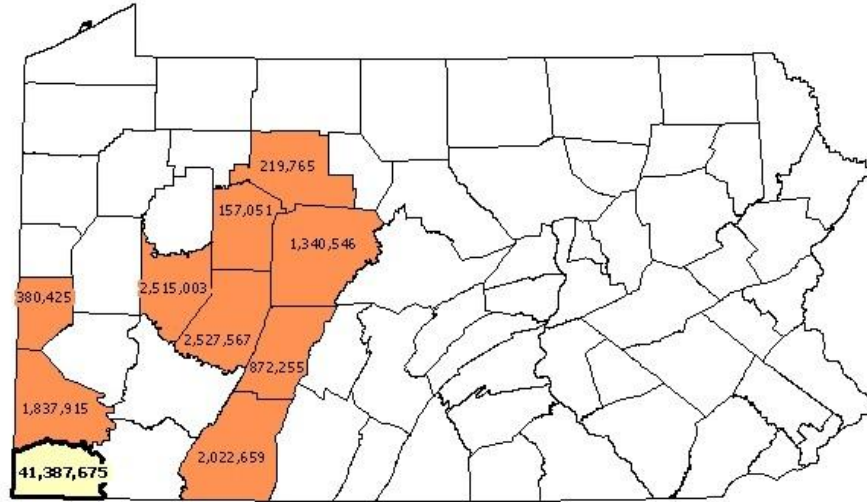
Bituminous Underground Mine Employees in 2008



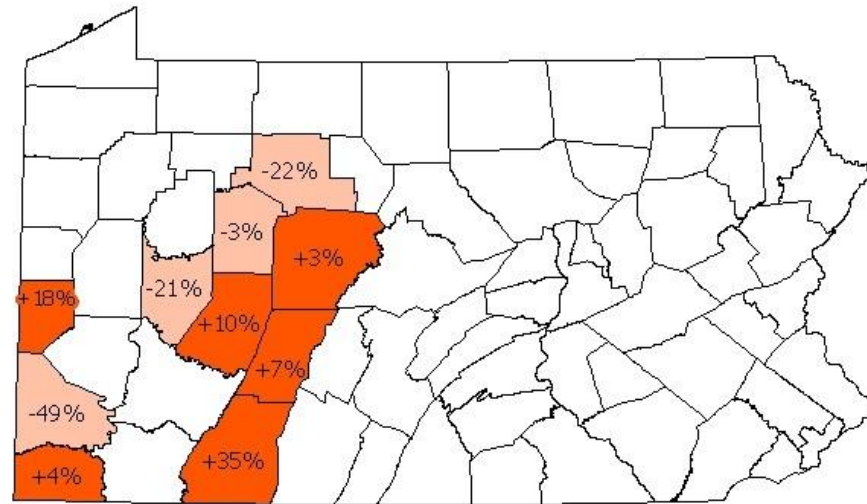
Change From Last Year

Decrease No Change Increase No Activity

Bituminous Underground Mine Tonnages Reported in 2008



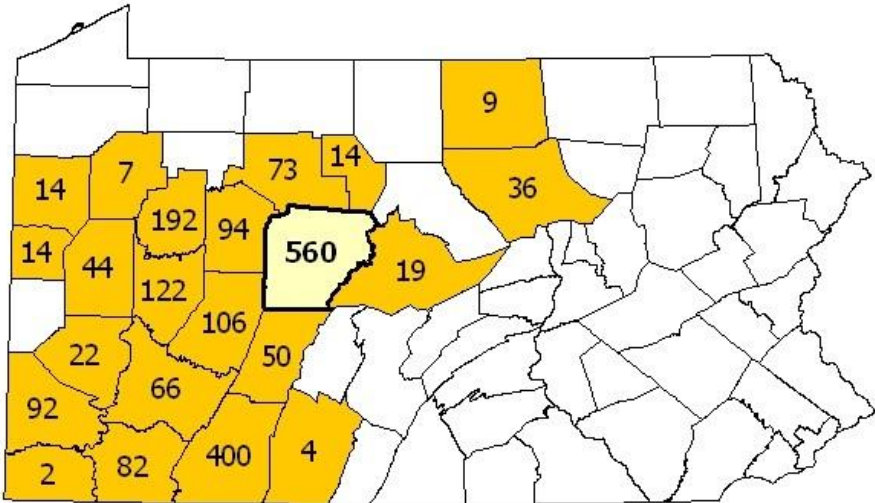
Bituminous Underground Mine Tonnages Reported in 2008



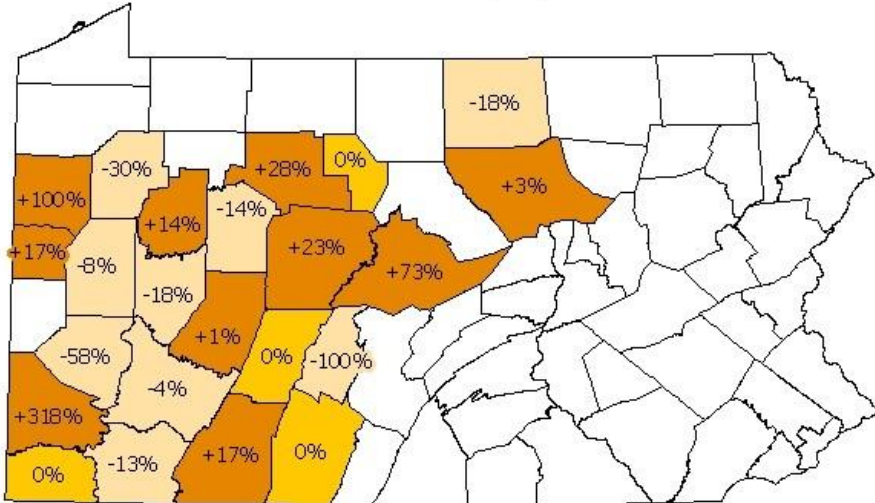
Change From Last Year

Decrease Increase No Activity

Bituminous Surface Mine Employees in 2008



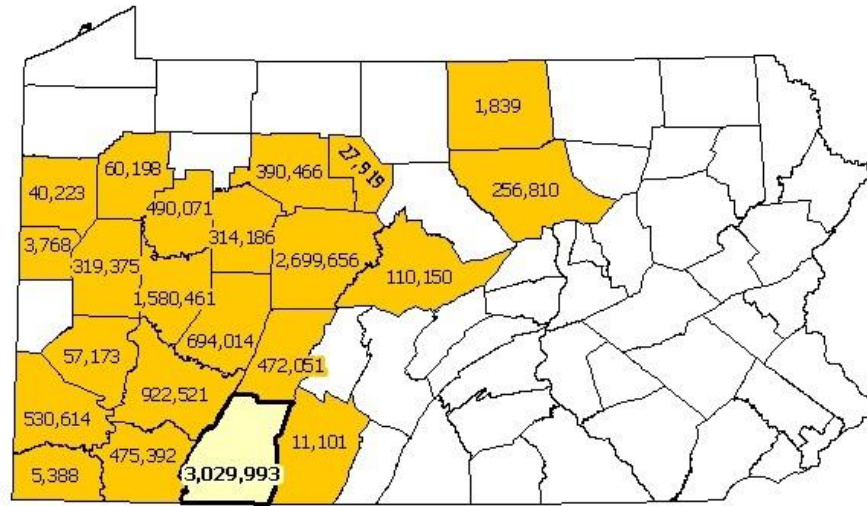
Bituminous Surface Mine Employees in 2008



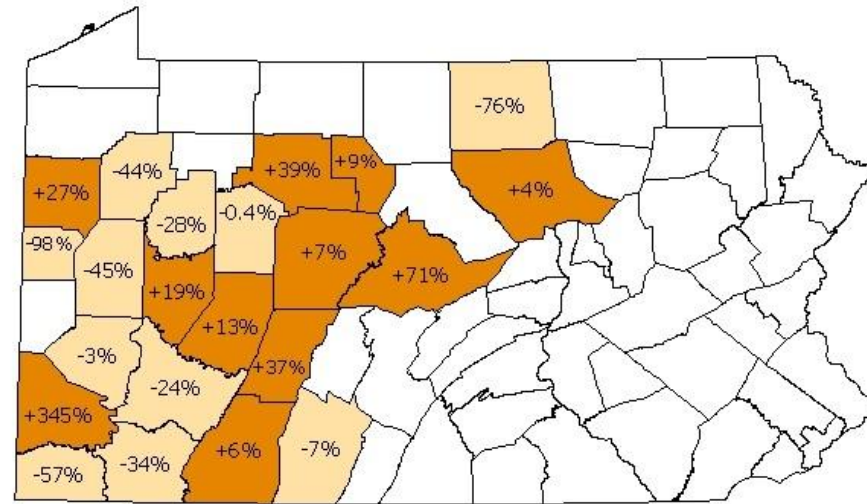
Change From Last Year

Decrease No Change Increase No Activity

Bituminous Surface Mine Tonnages Reported in 2008



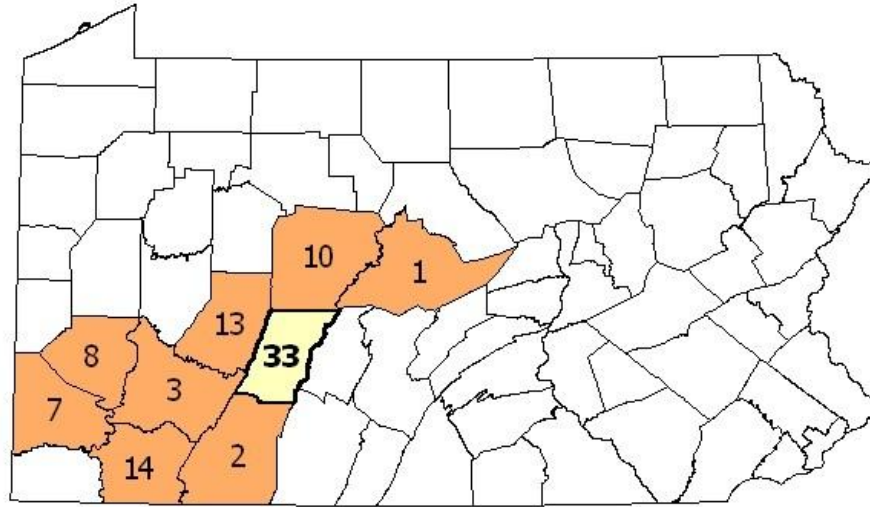
Bituminous Surface Mine Tonnages Reported in 2008



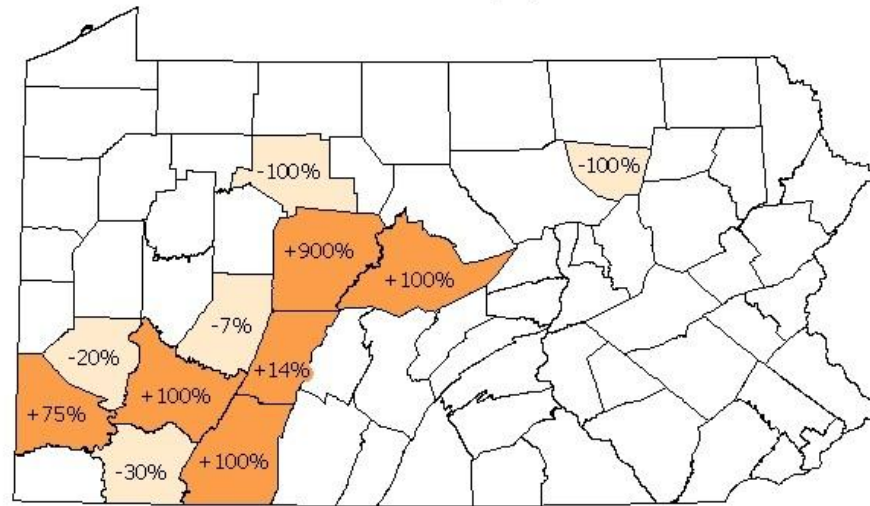
Change From Last Year

Decrease Increase No Activity

Bituminous Coal Refuse Employees in 2008



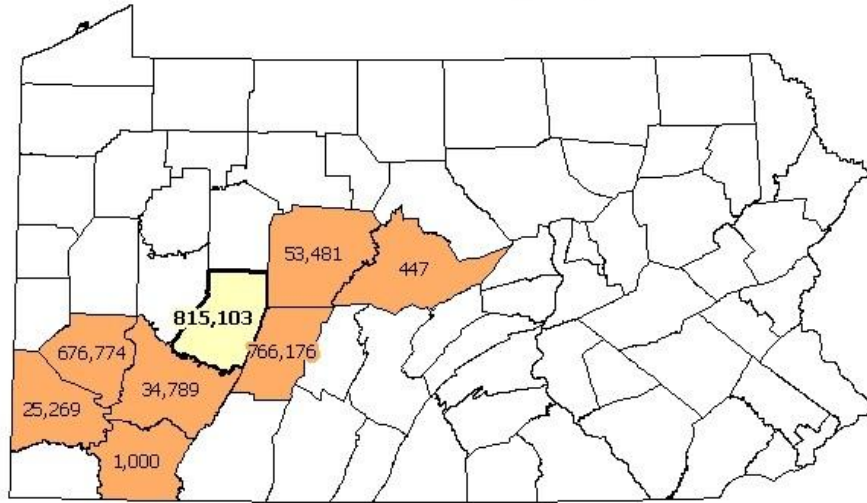
Bituminous Coal Refuse Employees in 2008



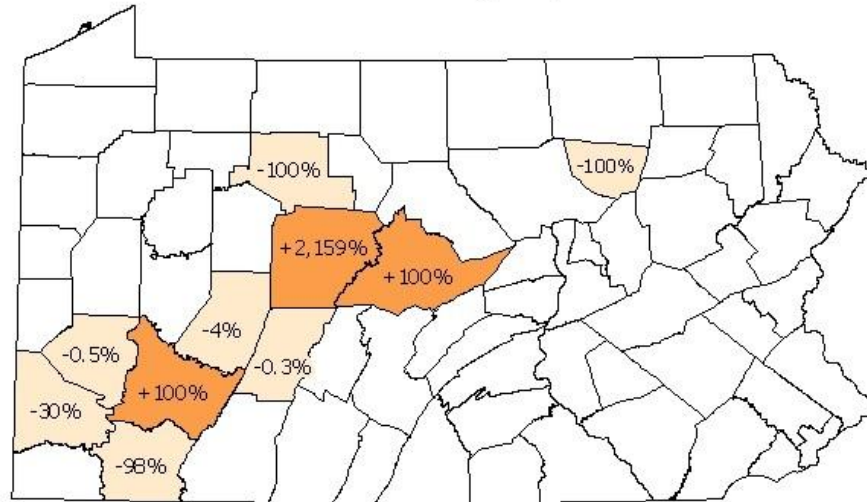
Change From Last Year

Decrease Increase No Activity

Bituminous Coal Refuse Tonnages Reported in 2008



Bituminous Coal Refuse Tonnages Reported in 2008



Change From Last Year

Decrease Increase No Activity