

**2010 BITUMINOUS COAL REFUSE SITES REPORTING PRODUCTIO  
LISTED BY COUNTY**

<b>Allegheny County</b>								
Company	Permit	Site Name	Surface Permit Acres	Total Tons Production	Number of Employees	Hours Worked	Accidents	
							Fatal	Non-Fatal
IP Harmor Holdings LLC	02860201	Harmor Site	168.3	174,515	5	10,692	0	1
Robindale Energy Svc Inc	02020201	Renton Pile	157.8	254,022	5	12,120	0	0
<b>Allegheny County Total</b>	<b>2</b>		<b>326.1</b>	<b>428,537</b>	<b>10</b>	<b>22,812</b>	<b>0</b>	<b>1</b>

<b>Cambria County</b>								
Company	Permit	Site Name	Surface Permit Acres	Total Tons Production	Number of Employees	Hours Worked	Accidents	
							Fatal	Non-Fatal
Ebensburg Power Co	11020202	Nanty Glo West Refuse Site	41.4	380,479	8	17,908	0	0
Fuel Recovery Inc	11860701	Sonman Refuse	81.0	262,356	1	685	0	0
Fuel Recovery Inc	11070201	Lily Refuse Site	87.8	23,356	2	731	0	0
KB Coal Inc	11-07-02	Storm GFCC	16.1	5,217	5	5,570	0	0
Maple Coal Co	11900201	Colver Site	134.2	264,138	13	29,299	0	0
Ridge Energy Co	11070203	Marstellar Refuse Pile	35.0	16,289	2	1,276	0	0
<b>Cambria County Total</b>	<b>6</b>		<b>395.5</b>	<b>951,835</b>	<b>29</b>	<b>55,469</b>	<b>0</b>	<b>0</b>

## Centre County

Company	Permit	Site Name	Surface Permit Acres	Total Tons Production	Number of Employees	Hours Worked	Accidents	
							Fatal	Non-Fatal
CMT Energy Inc	14-05-01	Morgan Operation GFCC	6.5	341	2	153	0	0
<b>Centre County Total</b>	<b>1</b>		<b>6.5</b>	<b>341</b>	<b>2</b>	<b>153</b>	<b>0</b>	<b>0</b>

## Fayette County

Company	Permit	Site Name	Surface Permit Acres	Total Tons Production	Number of Employees	Hours Worked	Accidents	
							Fatal	Non-Fatal
Fayette Coal & Coke Inc	26743202	Bute Prep Plt	113.0	0	7	12,891	0	0
Mon River Energy Corp	26950201	Brier Hill Mine	124.5	8,801	5	4,170	0	0
<b>Fayette County Total</b>	<b>3</b>		<b>237.5</b>	<b>8,801</b>	<b>12</b>	<b>17,061</b>	<b>0</b>	<b>0</b>

## Indiana County

Company	Permit	Site Name	Surface Permit Acres	Total Tons Production	Number of Employees	Hours Worked	Accidents	
							Fatal	Non-Fatal
Ridge Energy Co	32-08-04	Bear Run Refuse GFCC	9.4	13,265	2	2,573	0	0
Simpson Coal Co	32-08-01	Coleman property GFCC	12	14,727	2	2,976	0	0
<b>Indiana County Total</b>	<b>2</b>		<b>21.4</b>	<b>27,992</b>	<b>4</b>	<b>5,549</b>	<b>0</b>	<b>0</b>

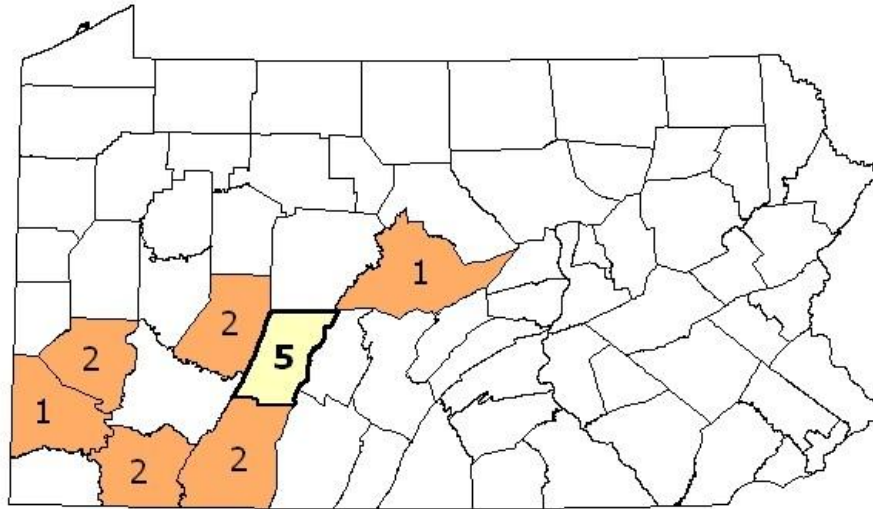
## Somerset County

Company	Permit	Site Name	Surface Permit Acres	Total Tons Production	Number of Employees	Hours Worked	Accidents	
							Fatal	Non-Fatal
Ridge Energy Co	56-09-01	Berwind Refuse Site GFCC		10,659	1	208	0	0
Robindale Energy Svc Inc	56070201	Penn Pocahontas Coal Refuse Reprocessing	23.0	256,100	3	6,677	0	0
<b>Somerset County Total</b>	<b>2</b>		<b>23.0</b>	<b>266,759</b>	<b>4</b>	<b>6,885</b>	<b>0</b>	<b>0</b>

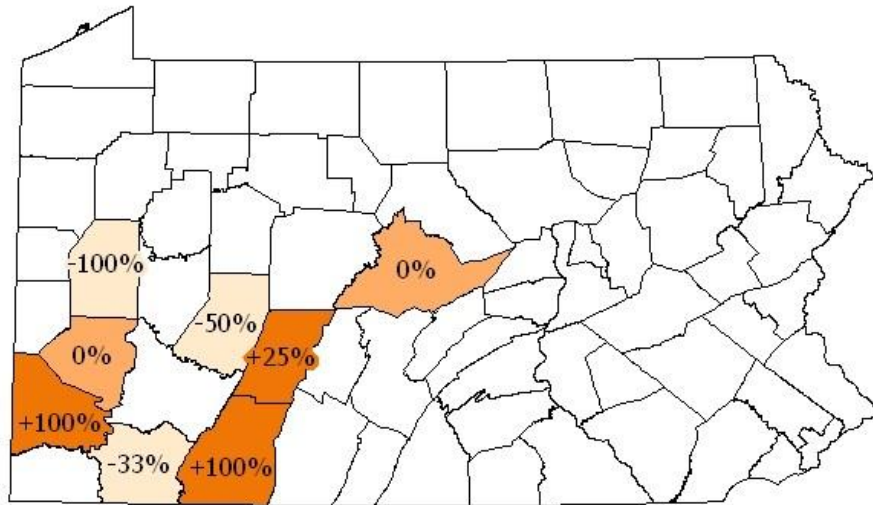
## Washington County

Company	Permit	Site Name	Surface Permit Acres	Total Tons Production	Number of Employees	Hours Worked	Accidents	
							Fatal	Non-Fatal
Pa Coal Reclamation Inc	63813210	Hawkins	53.3	32,198	4	6,720	0	0
<b>Washington County Total</b>	<b>1</b>		<b>53.3</b>	<b>32,198</b>	<b>4</b>	<b>6,720</b>	<b>0</b>	<b>0</b>

Bituminous Coal Refuse Operators in 2010

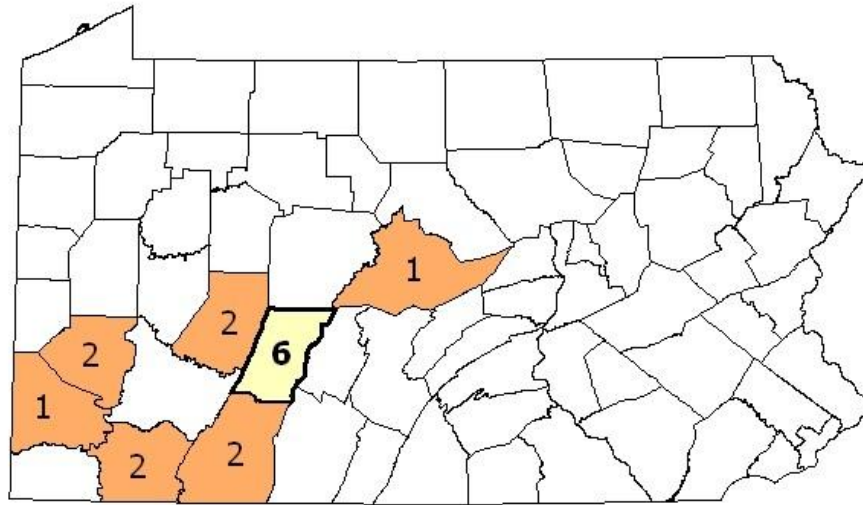


Bituminous Coal Refuse Operators in 2010

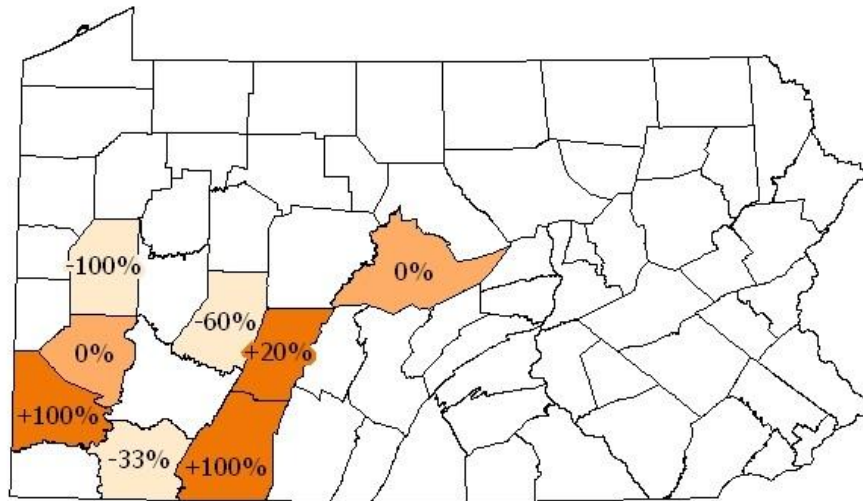


**Change From Last Year**  
Decrease    No Change    Increase    No Activity

Bituminous Coal Refuse Sites Active in 2010

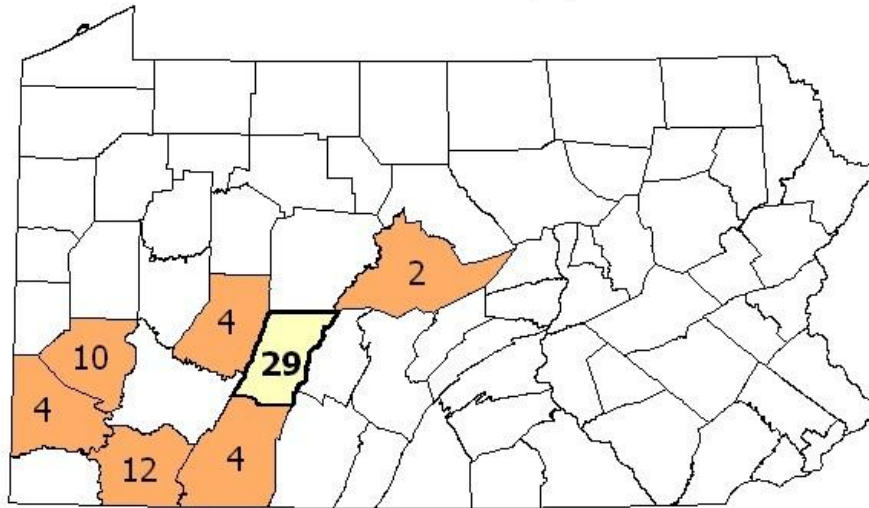


Bituminous Coal Refuse Sites Active in 2010

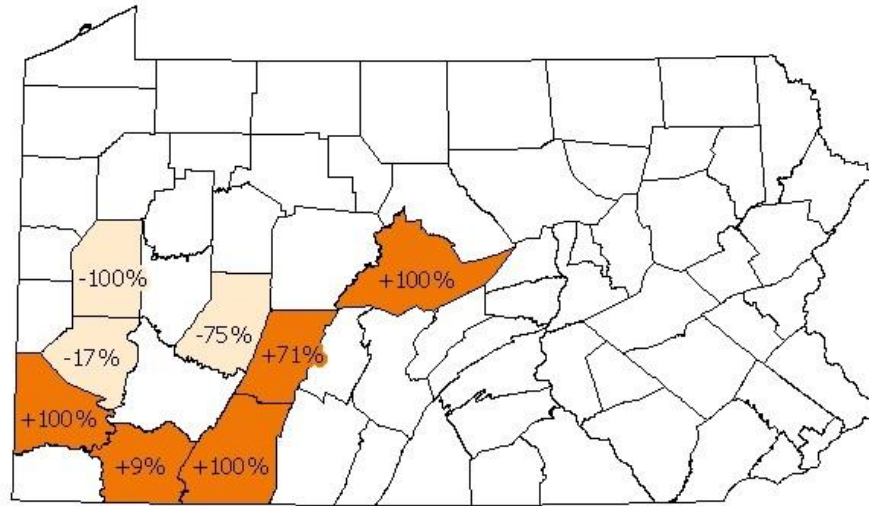


**Change From Last Year**  
Decrease    No Change    Increase    No Activity

Bituminous Coal Refuse Employees in 2010



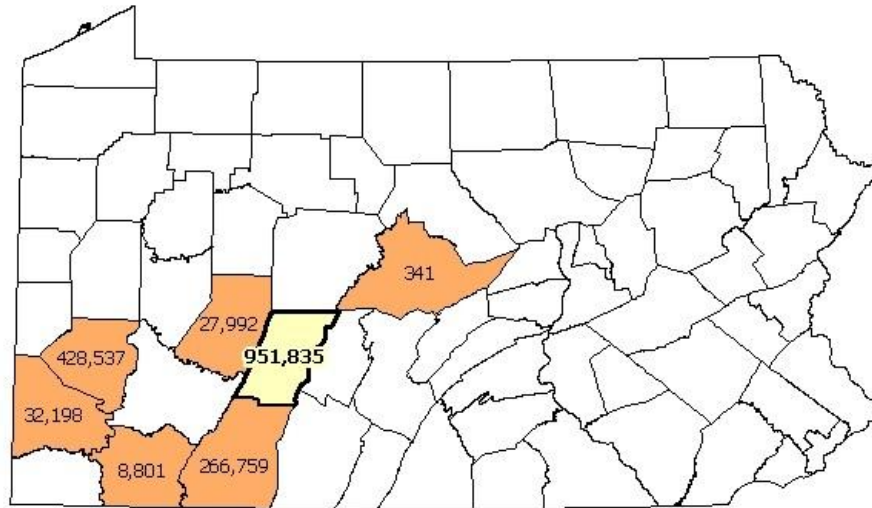
Bituminous Coal Refuse Employees in 2010



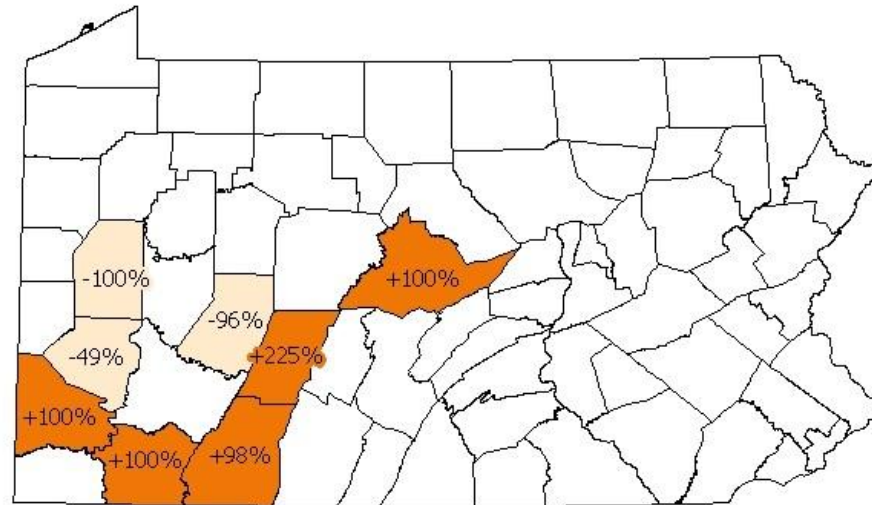
Change From Last Year

Decrease No Change Increase No Activity

Bituminous Coal Refuse Tonnages Reported in 2010



Bituminous Coal Refuse Tonnages Reported in 2010



Change From Last Year

Decrease Increase No Activity