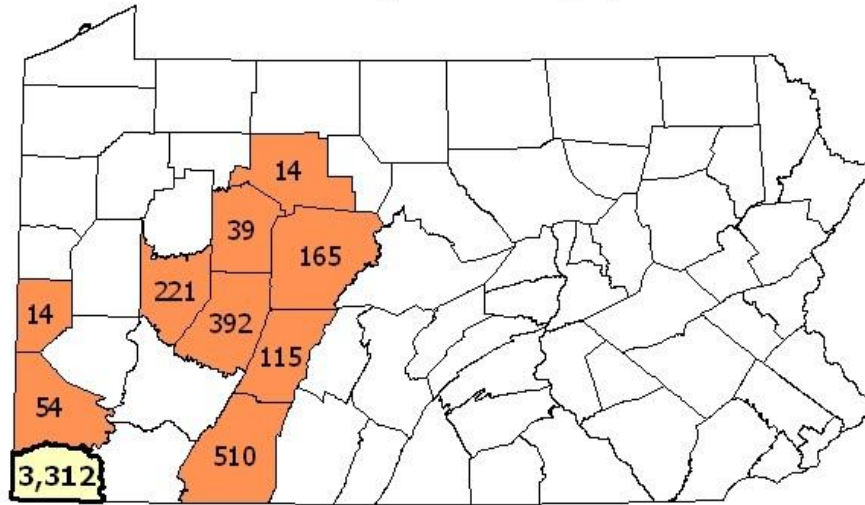


**2010 BITUMINOUS EMPLOYEES AND PRODUCTION TONNAGE
SUMMARY BY COUNTY**

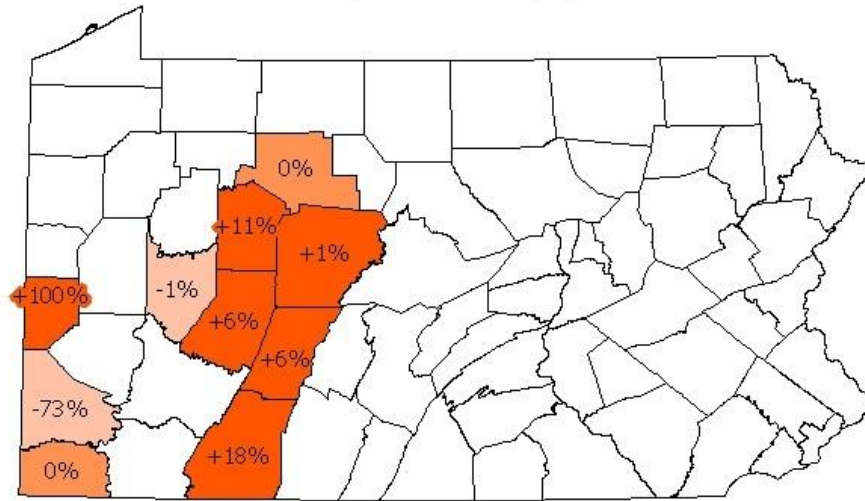
County	Underground Mine Employees	Surface Mine Employees	Coal Refuse Site Employees	TOTAL EMPLOYEES	Underground Mine Production	Surface Mine Production	Coal Refuse Site Production	TOTAL PRODUCTION (tons)
Allegheny	0	31	10	41	0	271,711	428,537	700,248
Armstrong	221	98	0	319	2,774,476	803,085	0	3,577,561
Beaver	14	0	0	14	179,386	0	0	179,386
Bedford	0	13	0	13	0	43,235	0	43,235
Blair	0	18	0	18	0	34,716	0	34,716
Butler	0	52	0	52	0	312,002	0	312,002
Cambria	115	30	29	174	880,859	333,447	951,835	2,166,141
Cameron	0	12	0	12	0	15,394	0	15,394
Centre	0	25	2	27	0	155,668	341	156,009
Clarion	0	129	0	129	0	367,036	0	367,036
Clearfield	165	494	0	659	1,530,145	2,356,105	0	3,886,250
Elk	14	49	0	63	134,227	363,925	0	498,152
Fayette	0	36	12	48	0	228,656	08,801	237,457
Greene	3,312	7	0	3,319	36,695,601	267,232	0	36,962,833
Huntingdon	0	2	0	2	0	8,534	0	8,534
Indiana	392	36	4	432	2,559,438	192,298	27,992	2,779,728
Jefferson	39	85	0	124	173,511	311,205	0	484,716
Lycoming	0	41	0	41	0	251,819	0	251,819
Mercer	0	31	0	31	0	200,126	0	200,126

Somerset	510	267	4	781	2,601,194	2,151,739	266,759	5,019,692
Venango	0	6	0	6	0	15,000	0	15,000
Washington	54	60	4	118	0	269,118	32,198	301,316
Westmoreland	0	43	0	43	0	1,008,305	0	1,008,305
REGION TOTALS	4,836	1,565	65	6,466	47,528,837	9,960,356	1,716,463	59,205,656

Bituminous Underground Mine Employees in 2010

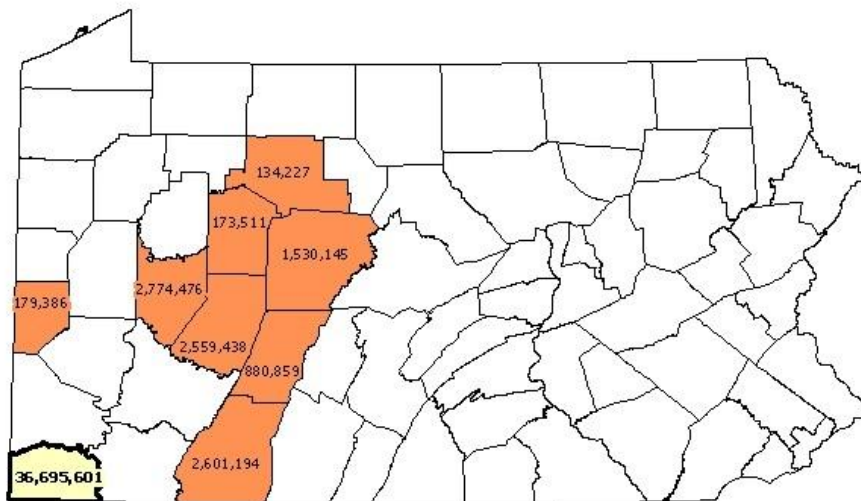


Bituminous Underground Mine Employees in 2010

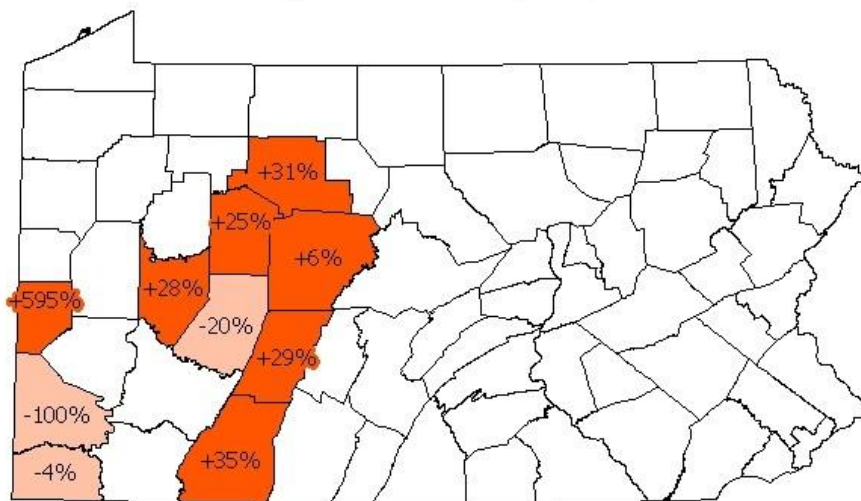


Change From Last Year
 □ Decrease □ No Change □ Increase □ No Activity

Bituminous Underground Mine Tonnages Reported in 2010



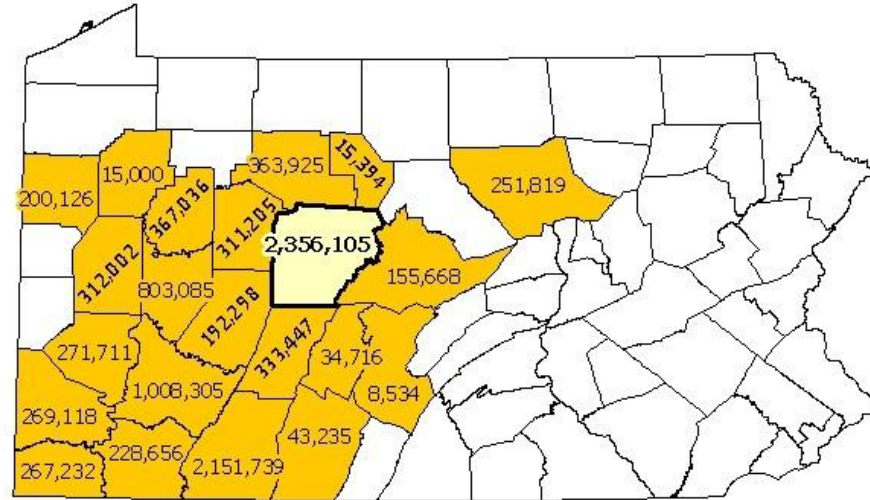
Bituminous Underground Mine Tonnages Reported in 2010



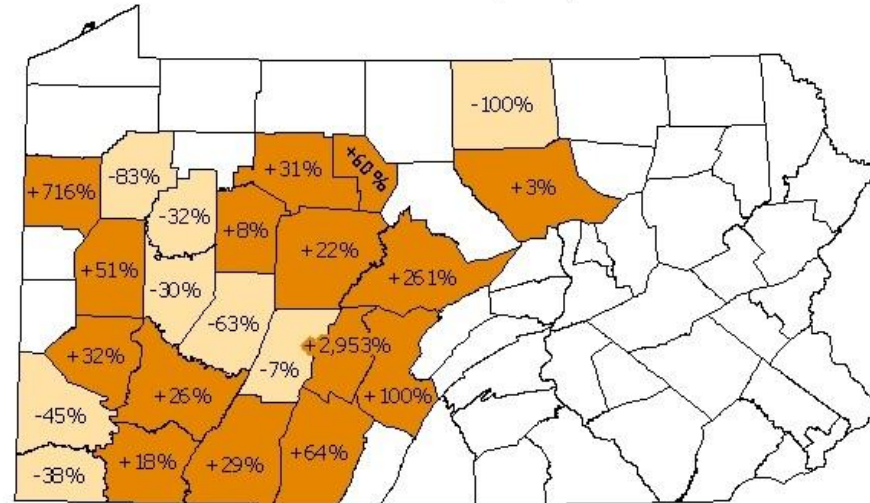
Change From Last Year

Decrease Increase No Activity

Bituminous Surface Mine Tonnages Reported in 2010



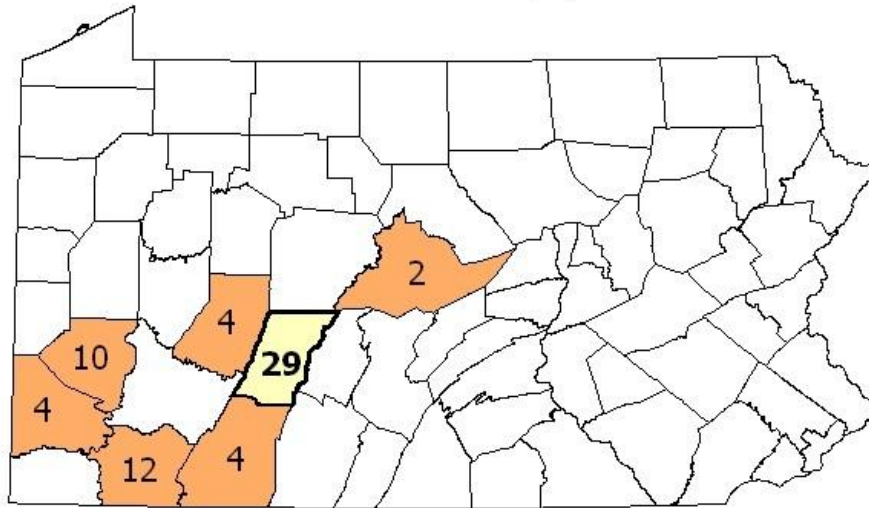
Bituminous Surface Mine Tonnages Reported in 2010



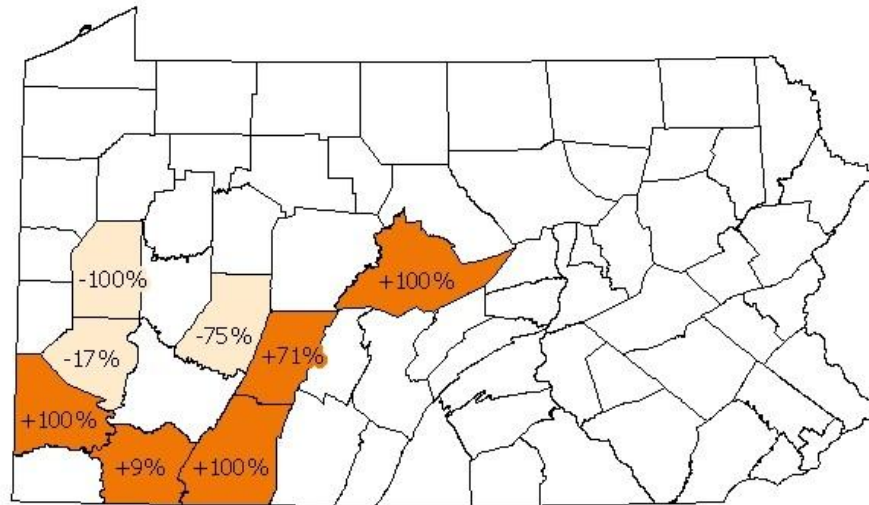
Change From Last Year

Decrease Increase No Activity

Bituminous Coal Refuse Employees in 2010



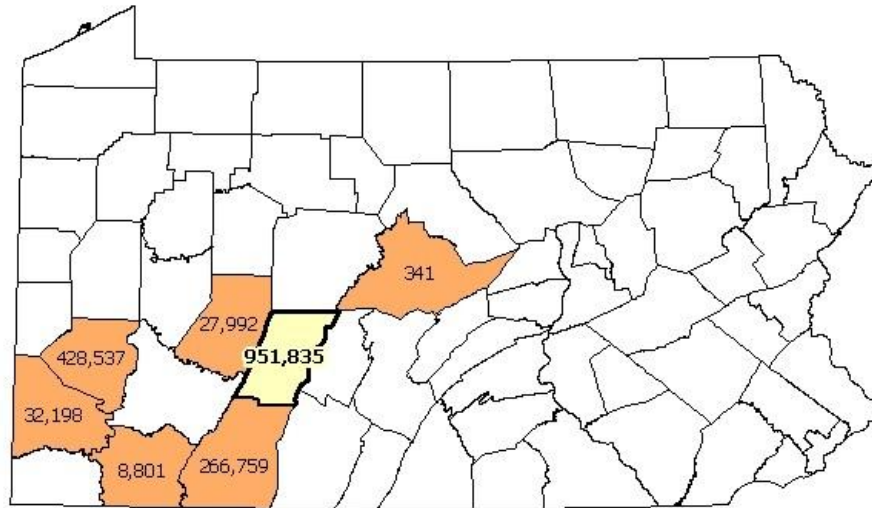
Bituminous Coal Refuse Employees in 2010



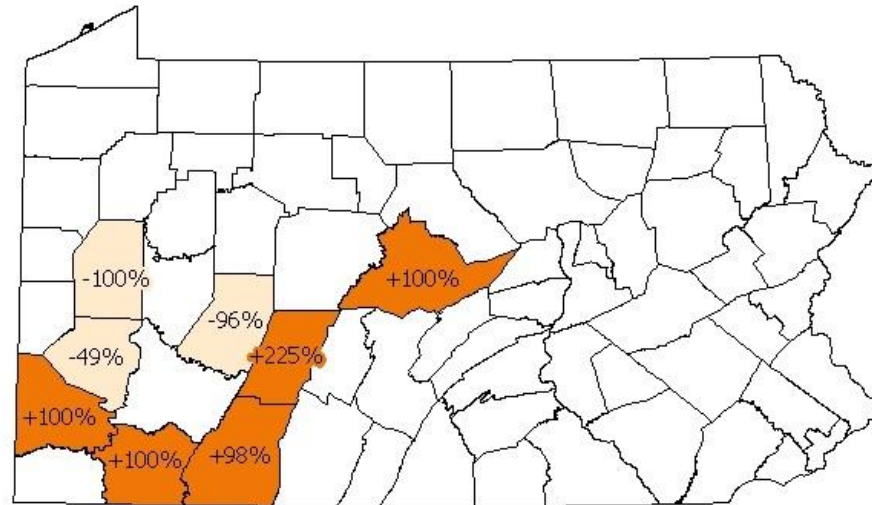
Change From Last Year

Decrease No Change Increase No Activity

Bituminous Coal Refuse Tonnages Reported in 2010



Bituminous Coal Refuse Tonnages Reported in 2010



Change From Last Year

Decrease Increase No Activity