

Department of Environmental Protection Bureau of Oil and Gas Management



2009 Year End Reports
(updated 01/25/2010)

**Department of Environmental Protection
Bureau of Oil and Gas Management
Year End Workload Report
(January 1, 2009 thru December 31, 2009)**

WELL PERMIT APPLICATIONS ¹			
NCRO - Williamsport	Received	Issued	Other ⁴
Non Marcellus	214	225	13
Marcellus	1,205	1,229	18
Total	1,419	1,454	31
SWRO - Pittsburgh	Received	Issued	Other
Non Marcellus	1,539	1,752	75
Marcellus	673	663	22
Total	2,212	2,415	97
NWRO - Meadville	Received	Issued	Other
Non Marcellus	2,177	2,279	117
Marcellus	95	92	2
Total	2,272	2,371	119
Combined Total	Received	Issued	Other
Non Marcellus	3,930	4,256	205
Marcellus	1,973	1,984	42
Total	5,903	6,240	247

1 Source: E-Facts; permit may have been applied for in 2008, but issued in 2009

4 Other: Applications withdrawn, denied, returned, or entered in error.

**Department of Environmental Protection
Bureau of Oil and Gas Management
Year End Workload Report
(January 1, 2009 thru December 31, 2009)**

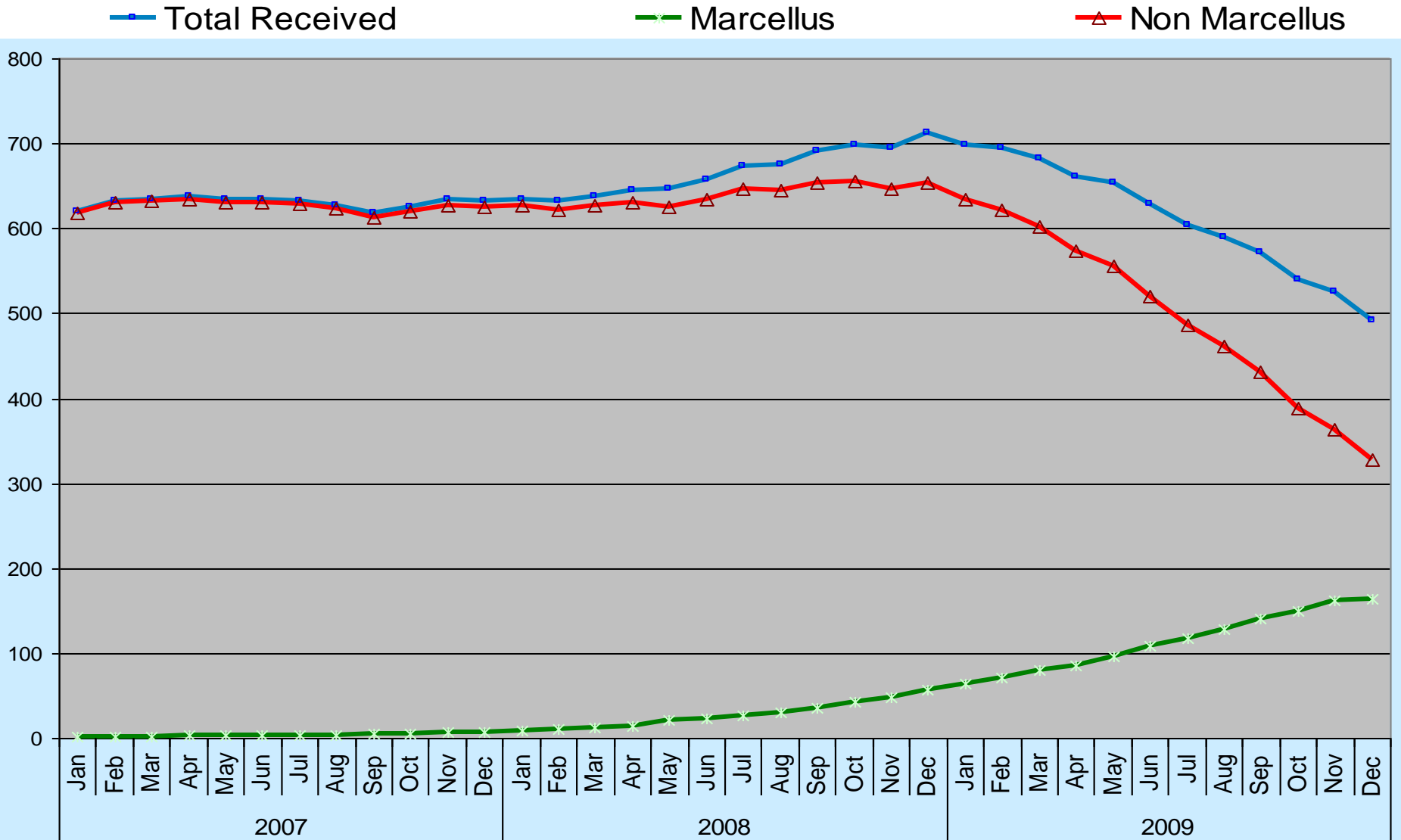
INSPECTIONS				
NCRO – Williamsport	Inspections ²	Wells Inspected ³	Violations	Enforcements
Non Marcellus	309	178	128	33
Marcellus	828	369	473	90
Total	1,137	547	601	123
SWRO - Pittsburgh	Inspections	Wells Inspected	Violations	Enforcements
Non Marcellus	4,141	2,911	344	202
Marcellus	865	362	71	43
Total	5,006	3,273	415	245
NWRO – Meadville	Inspections	Wells Inspected	Violations	Enforcements
Non Marcellus	8,000	5,885	2,251	270
Marcellus	401	143	94	40
Total	8,401	6,028	2,345	310
Combined Total	Inspections	Wells Inspected	Violations	Enforcements
Non Marcellus	12,450	8,974	2,723	505
Marcellus	2,094	874	638	173
Total	14,544	9,848	3,361	678

2 "Inspections"- This is a count of each inspection. **3 "Wells Inspected"** – This is a count of the number of wells inspected. Some wells are inspected more than once during the time period.

**Department of Environmental Protection
Bureau of Oil and Gas Management
Year End Workload Report
(January 1, 2009 thru December 31, 2009)**

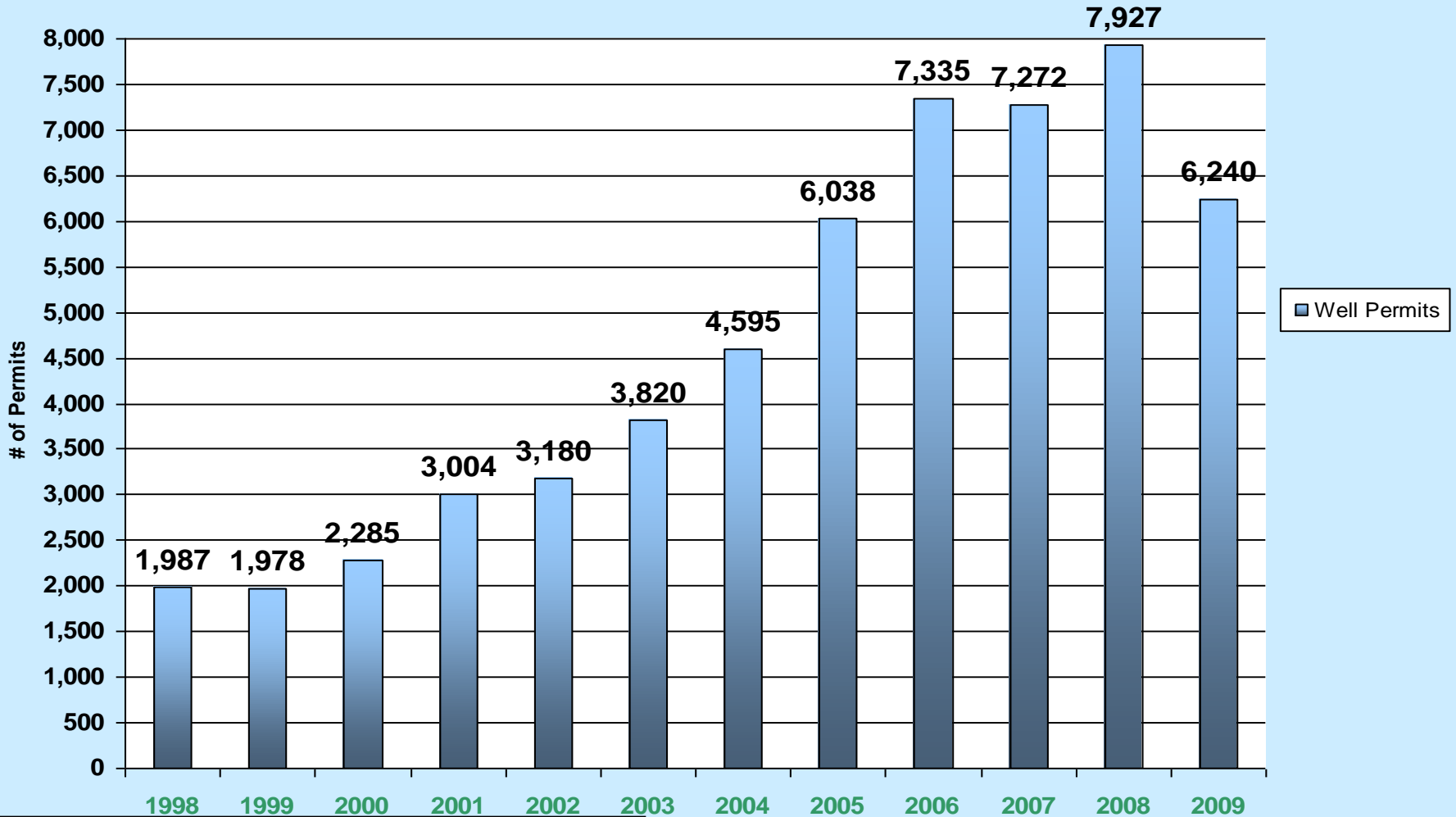
Applications Received - 12 Month Average

01/25/2010



Department of Environmental Protection
Bureau of Oil and Gas Management
Year End Workload Report
(January 1, 2009 thru December 31, 2009)

Well Permits Issued by Year

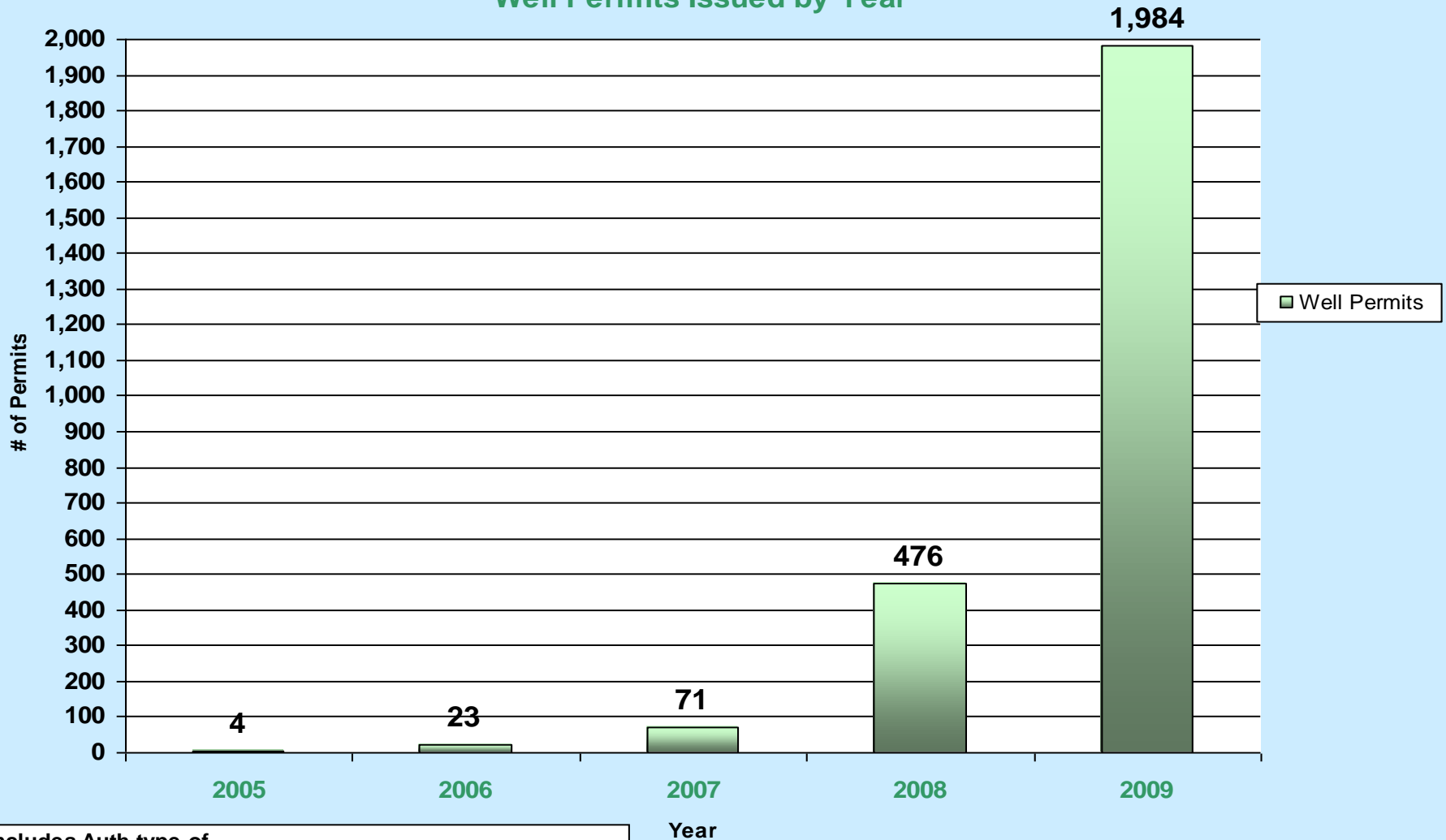


Includes Auth type of
Drill & Operate Well Permits, Drill Deeper and Redrills.

Year

Department of Environmental Protection
Bureau of Oil and Gas Management
Year End Workload Report
(January 1, 2009 thru December 31, 2009)

Marcellus Shale
Well Permits Issued by Year



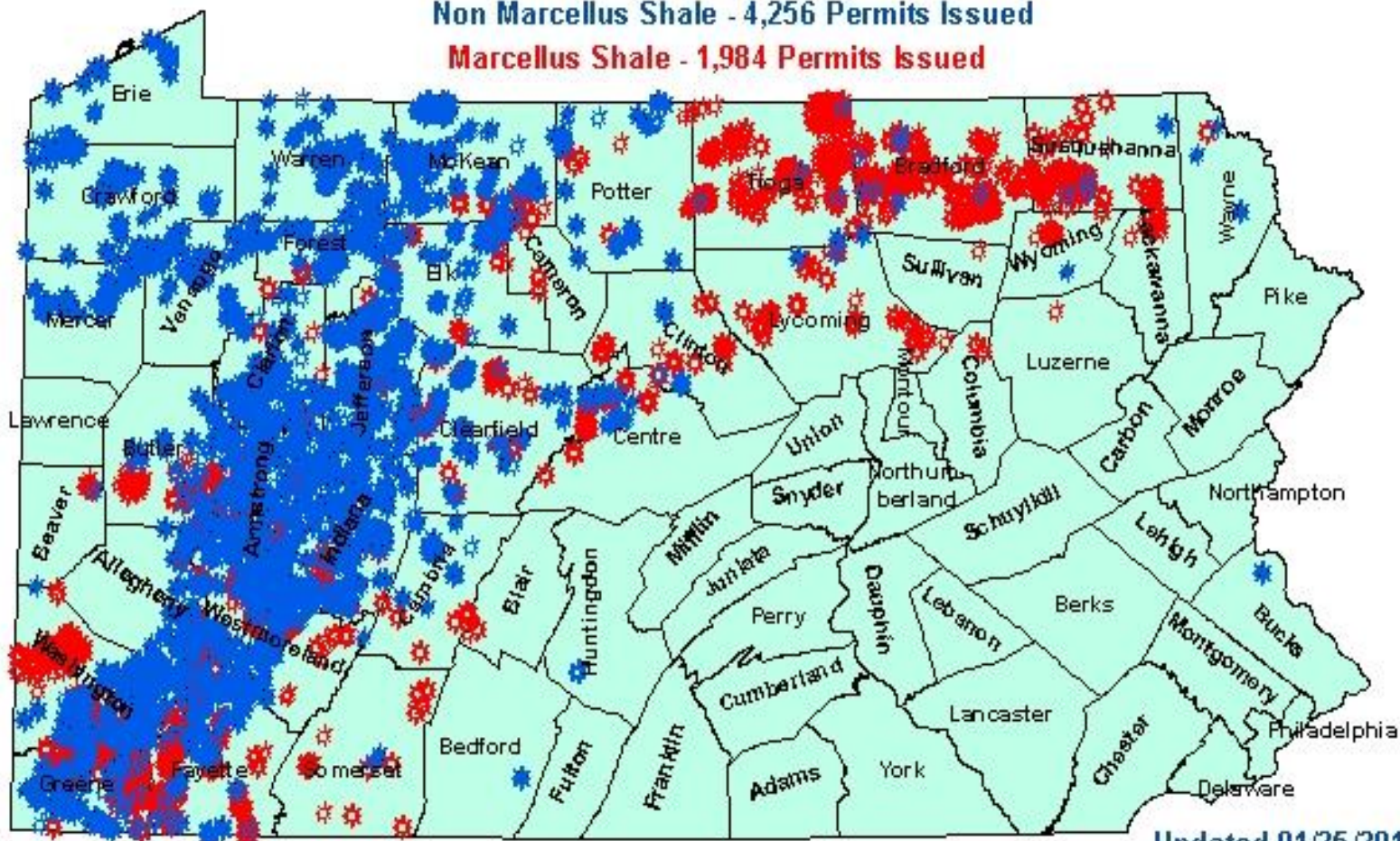
Includes Auth type of
Drill & Operate Well Permits, Drill Deeper and Redrills.

Department of Environmental Protection Bureau of Oil and Gas Management Well Permits Issued

Total Permits Issued January thru December 2009 - 6,240

Non Marcellus Shale - 4,256 Permits Issued

Marcellus Shale - 1,984 Permits Issued



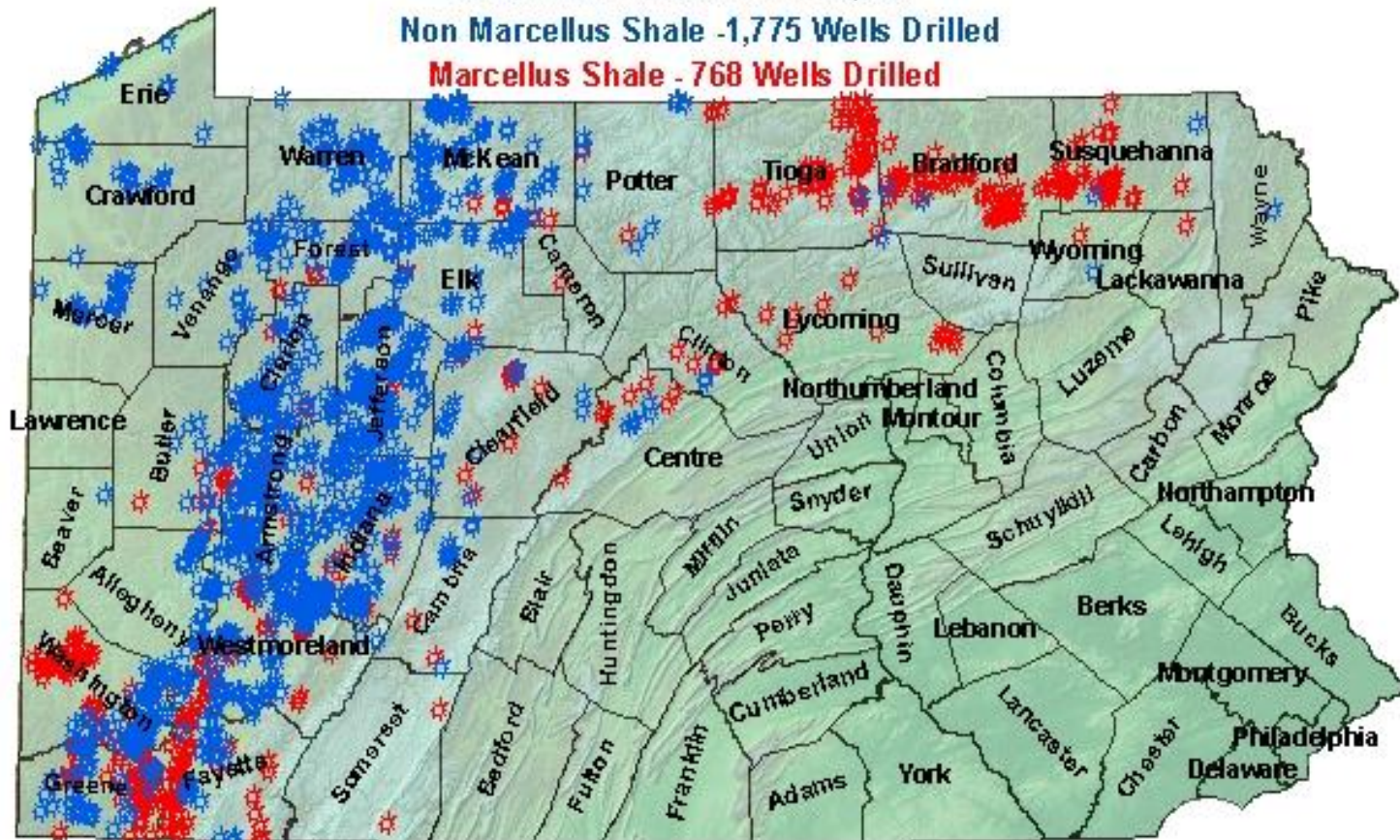
Updated 01/25/2010

Department of Environmental Protection Bureau of Oil and Gas Management Wells Drilled

2009 Total Wells Drilled - 2,543

Non Marcellus Shale - 1,775 Wells Drilled

Marcellus Shale - 768 Wells Drilled



As Reported by Operators

Updated 01/25/2010