

ENVIRONMENTAL JUSTICE ADVISORY BOARD (EJAB) MEETING

PENNDOT CONNECTS AND BIKE INFRASTRUCTURE



GOTHIE: MAY 2023

PENNDOT CONNECTS

Better Communities and Mobility Powered through Collaboration

Builds partnerships that invest in sustainable transportation.

Leverages resources to improve communities.

Leads and innovates for a more livable Pennsylvania.

Delivers projects that improve economic competitiveness, access to work, and overall quality of life.



How PennDOT Connects Works

PennDOT and our planning partners meet with local governments to discuss details for each project prior to developing project scopes and cost estimates.

All mobility needs are considered.

Bicycle, Pedestrian, Transit, Freight, Operations and ITS



KEY ROLES

- MPO/RPO (Metropolitan Planning Organization/Rural Planning Organization) Staff
- PennDOT Municipal Services
- PennDOT Districts
- PennDOT Central Office and Connects Team
- Local Government



PROJECT DEVELOPMENT



pennsylvania

DEPARTMENT OF TRANSPORTATION

Publication 13
DESIGN MANUAL PART 2
Contextual Roadway Design



BICYCLE LANE DESIGN

Complete Streets challenges transportation professionals to routinely design and operate the entire right-of-way to enable safe access for all users, regardless of age, ability, or mode of transportation.

The Context Sensitive Solutions (CSS) - assumes that all projects have a context that informs the development of solutions

Design Flexibility encourages transportation professionals to consider the roadway context, implications for the safety and comfort of pedestrians and bicyclists, and implications for regional mobility.



BICYCLE LANE DESIGN

14.3 – On-Road Bicycle Facility Design Considerations

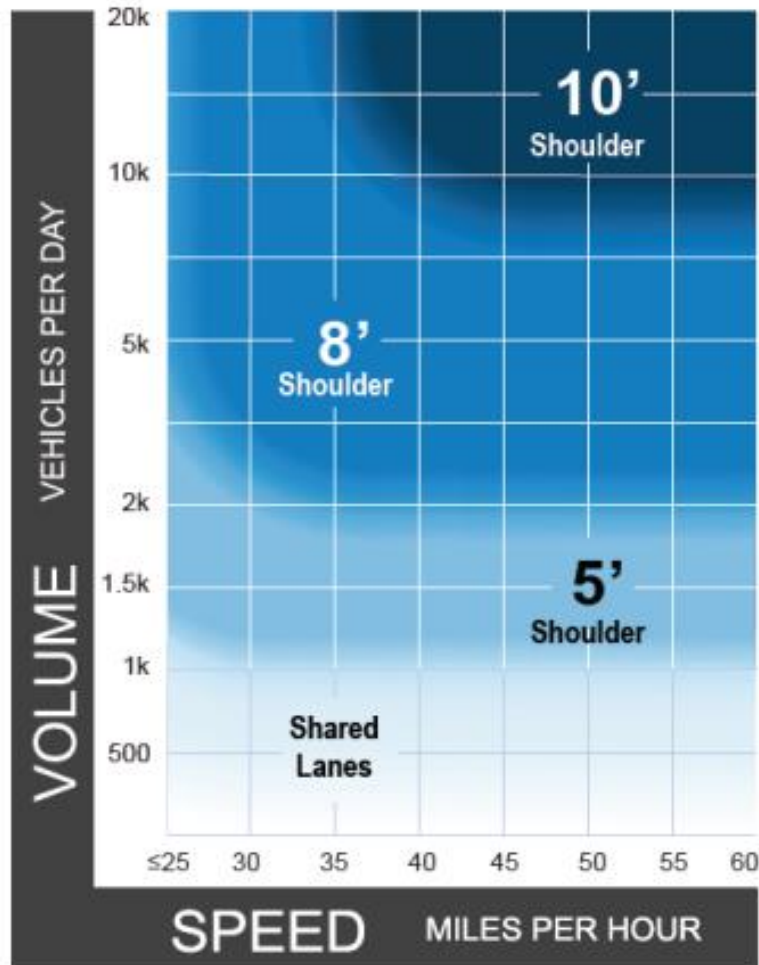
PennDOT recognizes four types of on-road bicycle facilities, which organized from least protected to most-protected include:

- Shared Roads
- Bicycle Boulevards
- Visually Separated Bike Lanes
- Physically Separated Bike Lanes



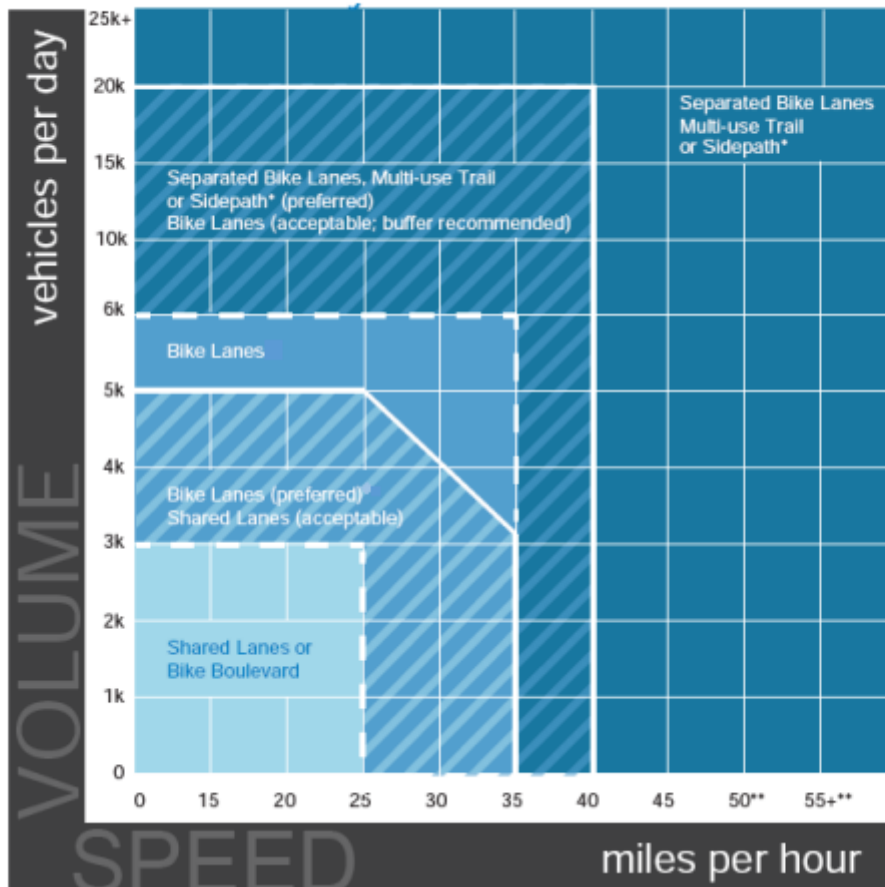
BICYCLE LANE DESIGN

Exhibit 14.3.1 Shoulder Width Considerations for Rural, Rural Town, and Suburban Bicycle Accommodations




BICYCLE LANE DESIGN

Exhibit 14.2.2 – Urban and Suburban Facility Selection Matrix (Shoulder use is discussed in section 14.3.1)



QUESTIONS?



©bikeface.com

Roy Gothie, PennDOT Executive Policy Specialist

Rgothie@pa.gov 717.783.3991

Trish Meek, PennDOT Bicycle and Pedestrian Coordinator

Pmeek@pa.gov 717.772.4450

