



pennsylvania

DEPARTMENT OF ENVIRONMENTAL PROTECTION



Bureau of Radiation Protection

Appalachian Compact LLRW Disposal Data Calendar Year 2017

Appalachian States LLRW Compact Commission

Annual Meeting

October 26, 2018

Tom Wolf, Governor

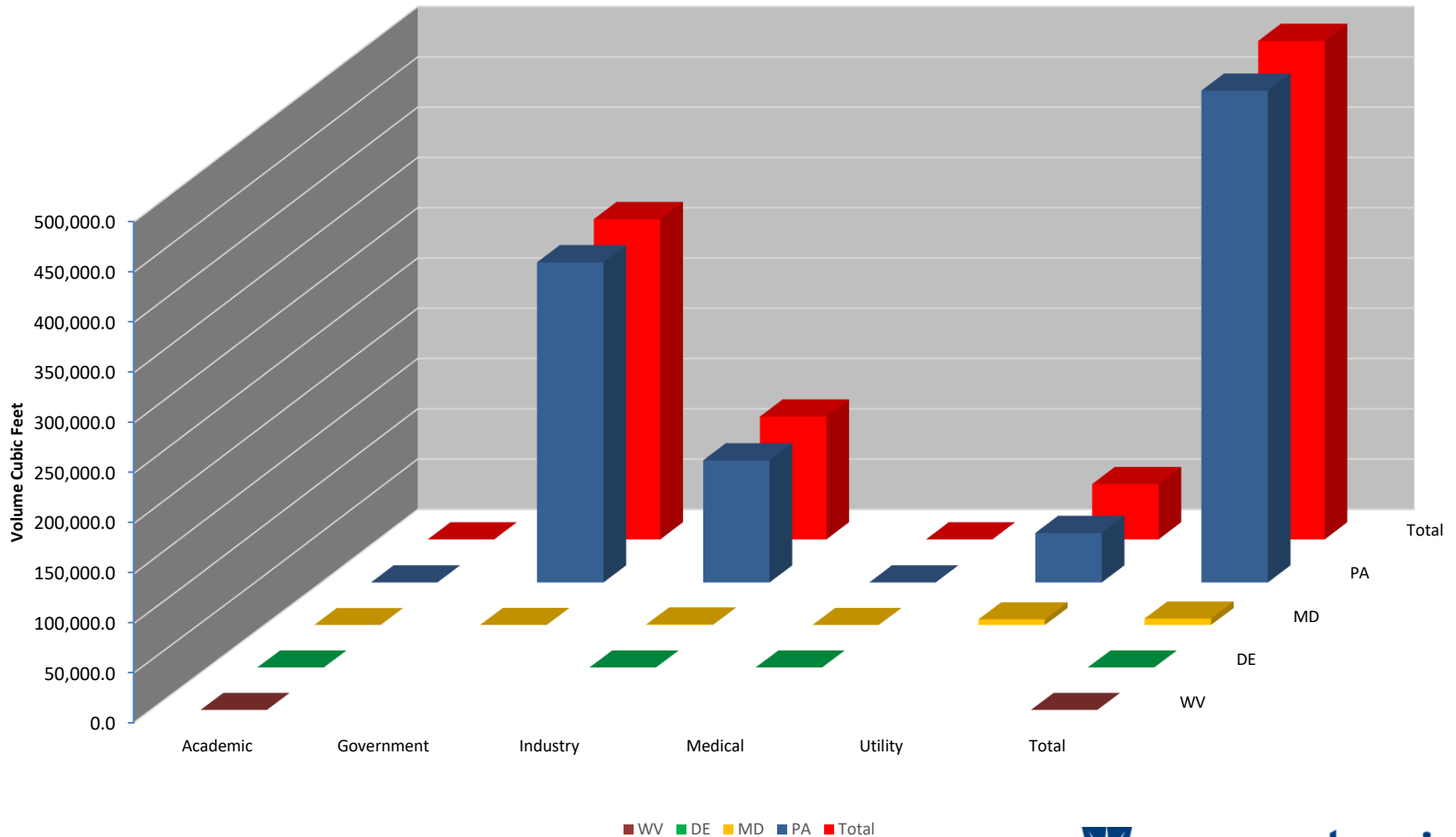
Patrick McDonnell, Secretary

Appalachian Compact Disposed LLRW Volume by State and Facility Type - 2017

Facility Type/State	WV	DE	MD	PA	Total
Academic	0.68	5.7	14.33	16.98	37.69
Government	0	0	133	318,522	318,655
Industry	0	21	674	121,489	122,184
Medical	0	7.7	18.8	1.8	28
Utility	0	0	5,748	49,236	54,984
Total	0.68	34.1	6,588	489,266	495,889

Volume is in cubic feet. This data is for LLRW disposal at EnergySolutions in Clive, Utah, and Waste Control Specialists in Andrews, Texas, for the calendar year 2017.

Appalachian Compact Disposed LLRW Volume by State and Facility Type - 2017

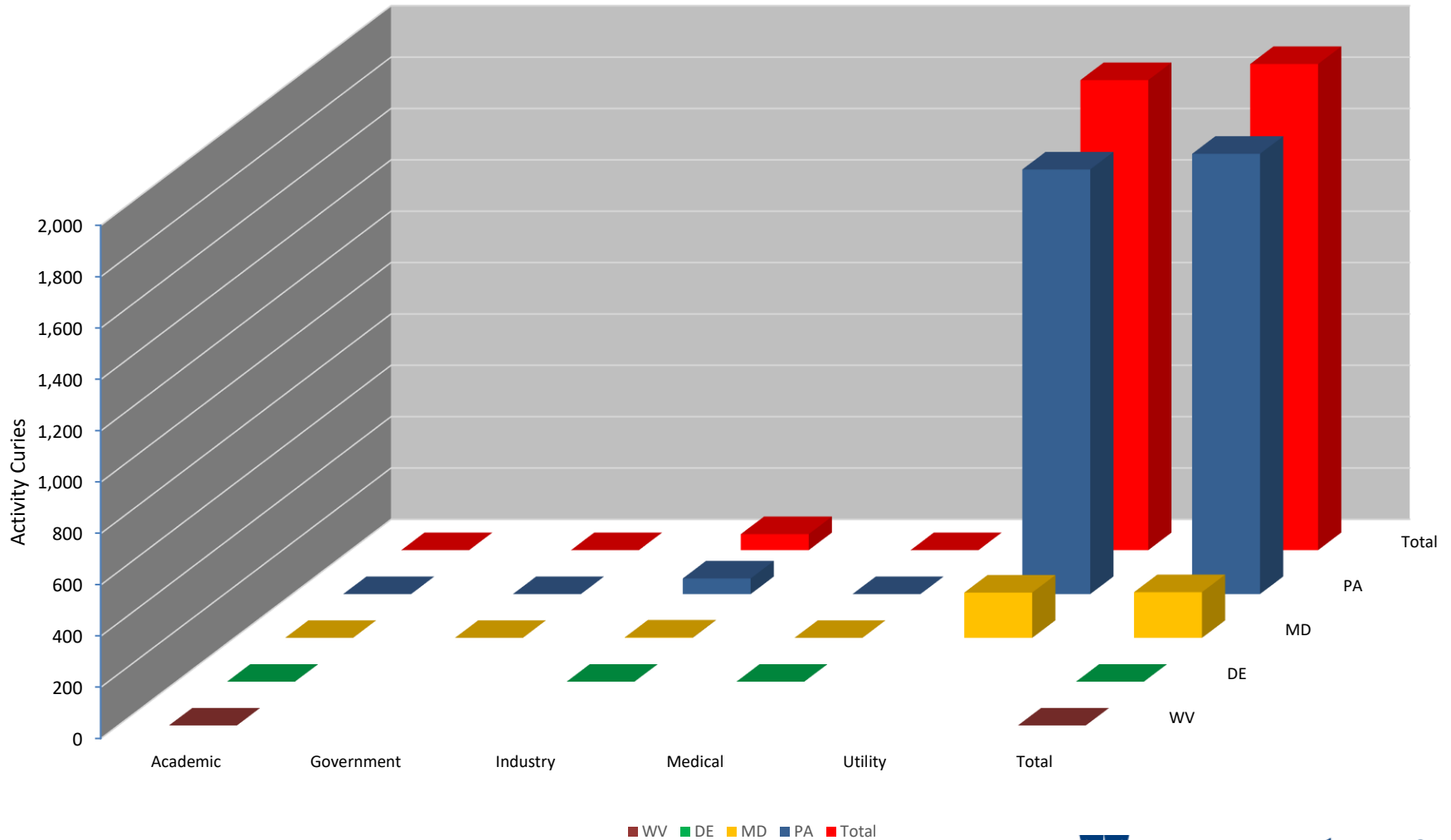


Appalachian Compact Disposed LLRW Activity by State and Facility Type - 2017

Facility Type/State	WV	DE	MD	PA	Total
Academic	0.00001	0.001	0.00034	0.0133	0.0147
Government	0	0	0.01	0.17	0.18
Industry	0	0.00000099	1.67	60.69	62.36
Medical	0	0.0007	0.0049	0.0047	0.0103
Utility	0	0	176.83	1,653.38	1,830.21
Total	0.00001	0.0017	178.52	1,714.26	1,892.78

Activity is in curies. This data is for LLRW disposal at EnergySolutions in Clive, Utah, and Waste Control Specialists in Andrews, Texas, for the calendar year 2017.

Appalachian Compact Disposed LLRW Activity by State and Facility Type - 2017

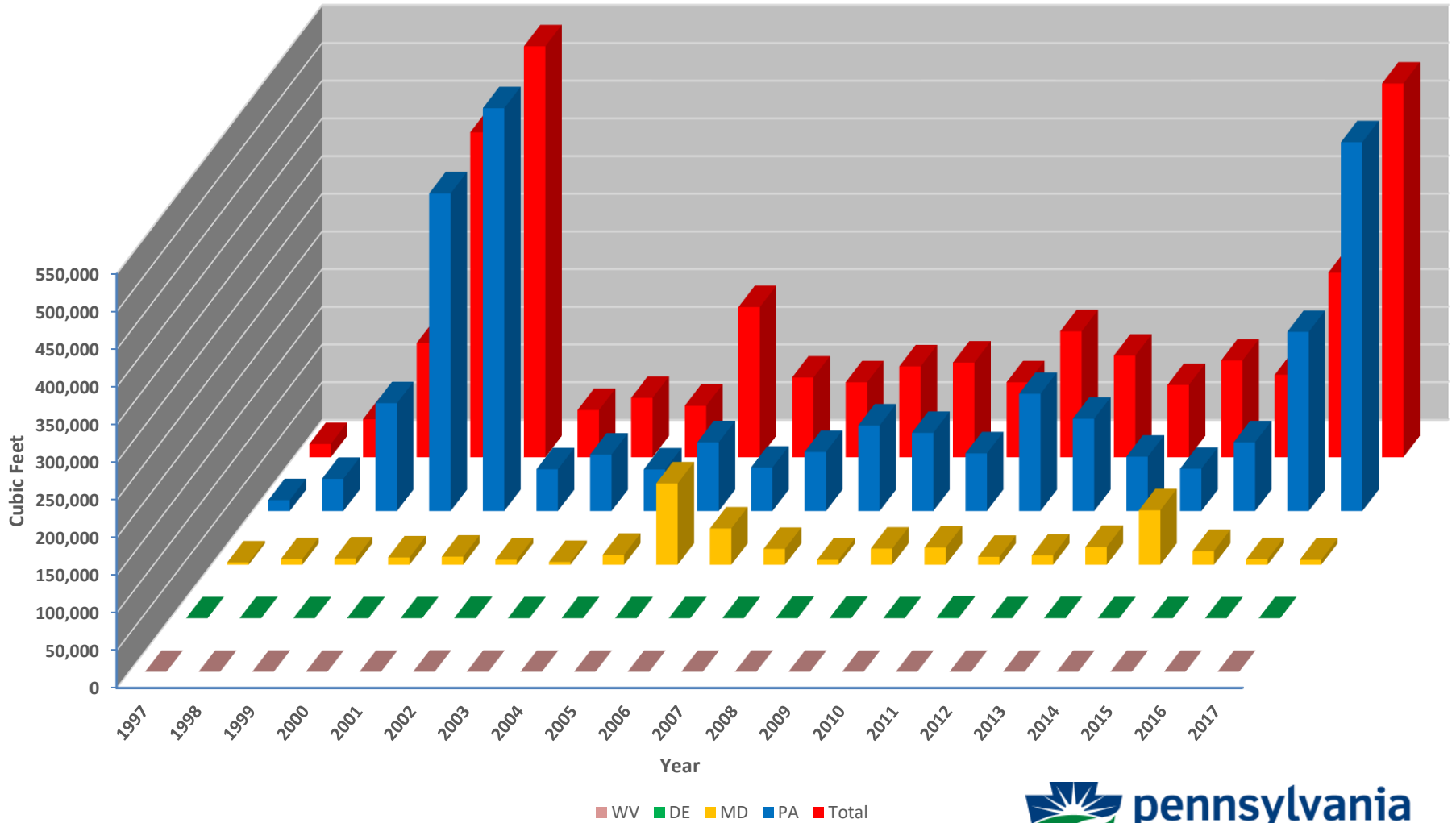


Appalachian Compact Disposed LLRW Volume in Cubic Feet from 1997 to 2017

Year	WV	DE	MD	PA	Total
1997	1.8	23.9	3,096.5	14,486.2	17,608.4
1998	48.0	173.8	7,604.6	42,686.0	50,512.4
1999	158.7	80.6	8,406.8	143,043.7	151,689.8
2000	53.4	27.6	9,766.8	421,398.1	431,245.9
2001	44.1	76.2	10,759.9	534,429.4	545,309.6
2002	183.3	366.4	6,752.8	55,371.4	62,673.9
2003	151.8	73.5	3,703.1	74,901.0	78,829.4
2004	34.8	48.8	13,177.8	55,136.0	68,397.4
2005	2.4	74.2	107,956.4	91,292.6	199,325.6
2006	38.0	59.2	48,131.8	57,627.7	105,856.7
2007	48.7	42.7	21,015.6	78,454.5	99,561.5
2008	132.2	414.8	6,702.5	113,483.2	120,732.7
2009 *	134.1	431.2	21,451.3	103,666.9	125,683.5
2010 *	11.3	29.4	22,957.6	76,519.4	99,517.7
2011 *	19.1	1,061.0	10,568.7	155,508.5	167,157.3
2012 *	21.0	75.2	12,364.3	122,380.2	134,840.7
2013 *	44.8	339.5	23,597.2	72,066.9	96,048.4
2014**	24.8	42.7	72,334.3	56,040.4	128,442.2
2015**	19.0	45.2	18,202.9	91,222.9	109,490.0
2016**	1.8	4.5	7,351.0	237,692.0	245,049.0
2017**	0.68	34.13	6,588.0	489,265.90	495,888.71
Total	1,173.78	3,524.53	442,489.90	3,086,672.90	Grand Total
					3,533,860.81

* 2009 to 2013 LLRW volume only includes disposal at EnergySolutions in Clive, Utah. ** 2014 to 2017 includes disposal at EnergySolutions in Clive, Utah, and Waste Control Specialists in Andrews, Texas. Years 1997 to 2008 include disposal at Barnwell, South Carolina, and Energy Solutions, Clive, Utah.

Appalachian Compact Disposed LLRW Volume in Cubic Feet from 1997 to 2017

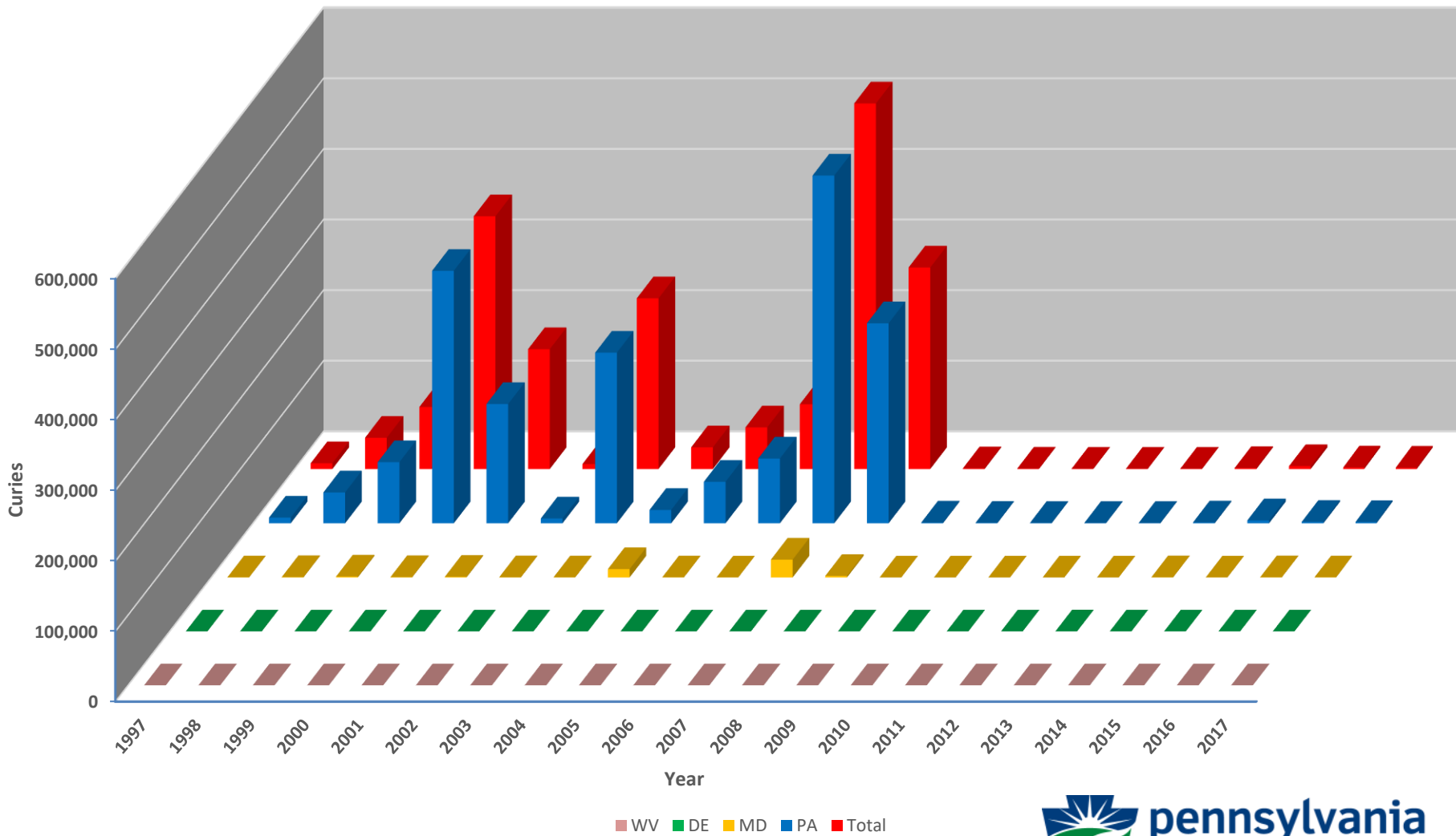


Appalachian Compact Disposed LLRW Activity in Curies from 1997 to 2017

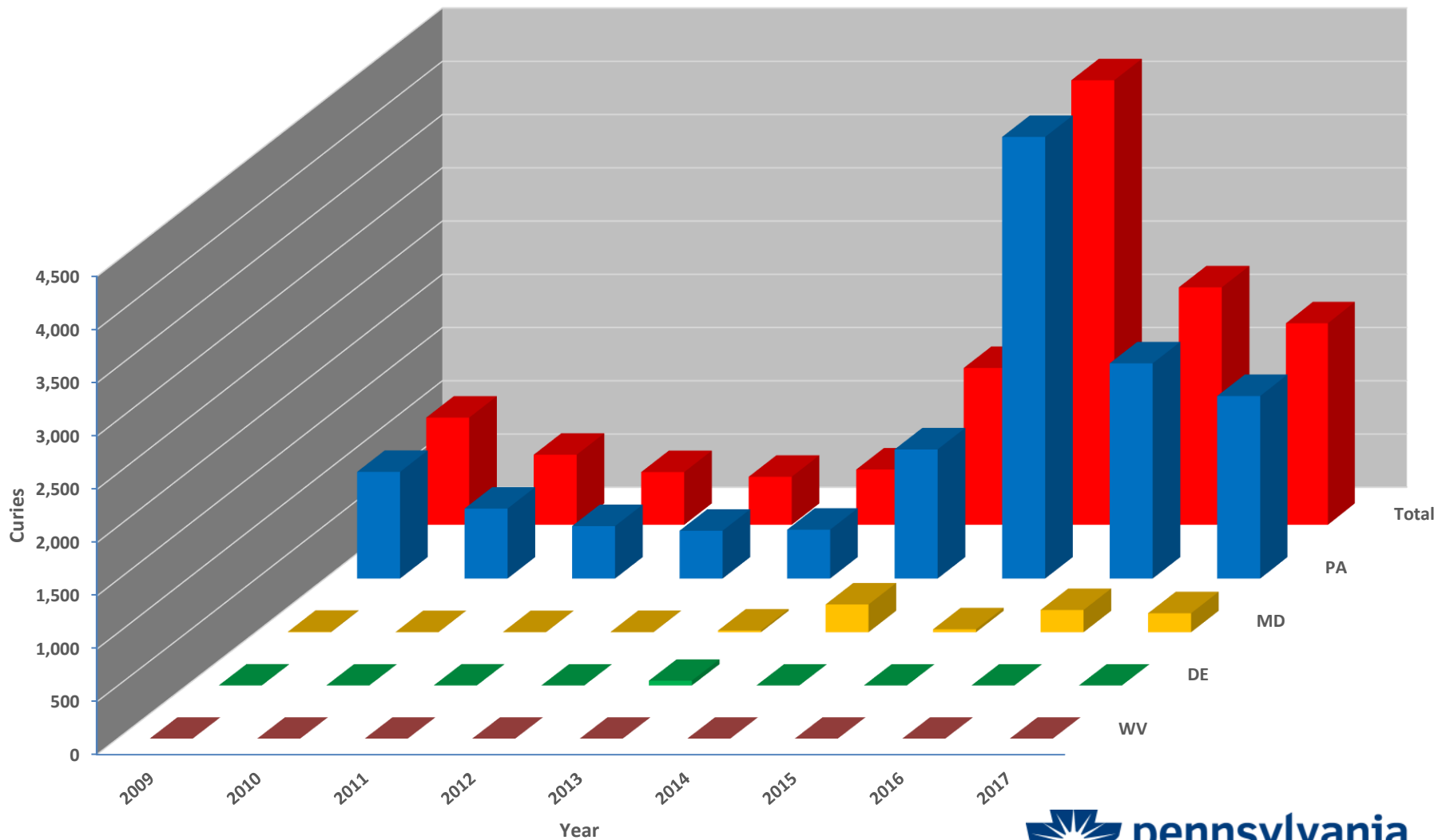
Year	WV	DE	MD	PA	Total
1997	0.03	1.3	198.5	8,017.9	8,217.7
1998	37.3	0.1	531.5	43,691.0	44,259.9
1999	0.5	0.1	1,335.7	86,618.0	87,954.3
2000	2.2	0.02	484.0	357,624.4	358,110.7
2001	0.03	0.03	903.3	168,919.6	169,822.9
2002	0.1	0.5	244.5	6,777.4	7,022.5
2003	0.2	24.7	166.3	241,649.8	241,840.9
2004	0.8	0.2	11,830.7	18,890.3	30,722.0
2005	0.7	31.3	156.8	58,786.2	58,974.9
2006	0.03	11.9	60.1	91,719.1	91,791.1
2007	0.2	12.9	25,304.7	492,579.3	517,897.0
2008	0.1	12.2	2,181.5	283,328.8	285,522.6
2009 *	0.02	0.5	4.7	1,001.4	1,006.6
2010 *	0.01	0.03	1.4	656.8	658.2
2011 *	0.02	1.0	1.8	492.6	495.5
2012 *	0.003	0.01	2.1	449.3	451.4
2013 *	0.01	45.3	15.7	458.5	519.5
2014 **	0.002	0.01	260.7	1,212.8	1,473.5
2015 **	0.02	0.007	27.8	4,147.3	4,175.2
2016**	0.35	0.014	209	2,020.93	2,230.29
2017**	0.00001	0.0017	178.52	1,714.26	1,892.78
Total	42.63	142.12	43,099.32	1,870,755.69	Grand Total
					1,915,039.47

* 2009 to 2013 LLRW activity only includes disposal at EnergySolutions in Clive, Utah. ** 2014 to 2017 includes disposal at EnergySolutions in Clive, Utah, and Waste Control Specialists in Andrews, Texas. Years 1997 to 2008 include disposal at Barnwell, South Carolina, and EnergySolutions, Clive, Utah.

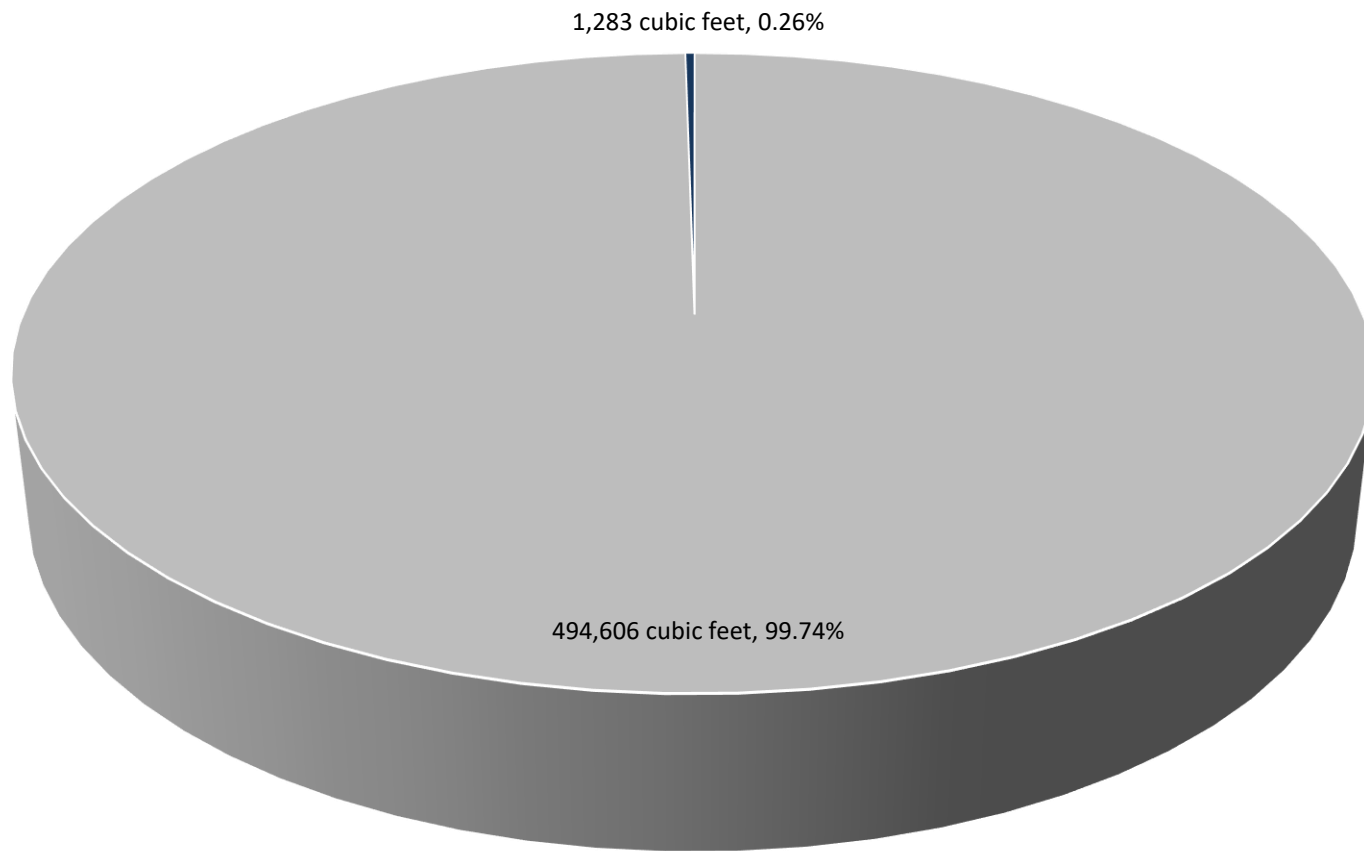
Appalachian Compact Disposed LLRW Activity in Curies from 1997 to 2017



Appalachian Compact Disposed LLRW Activity in Curies from 2009 to 2017

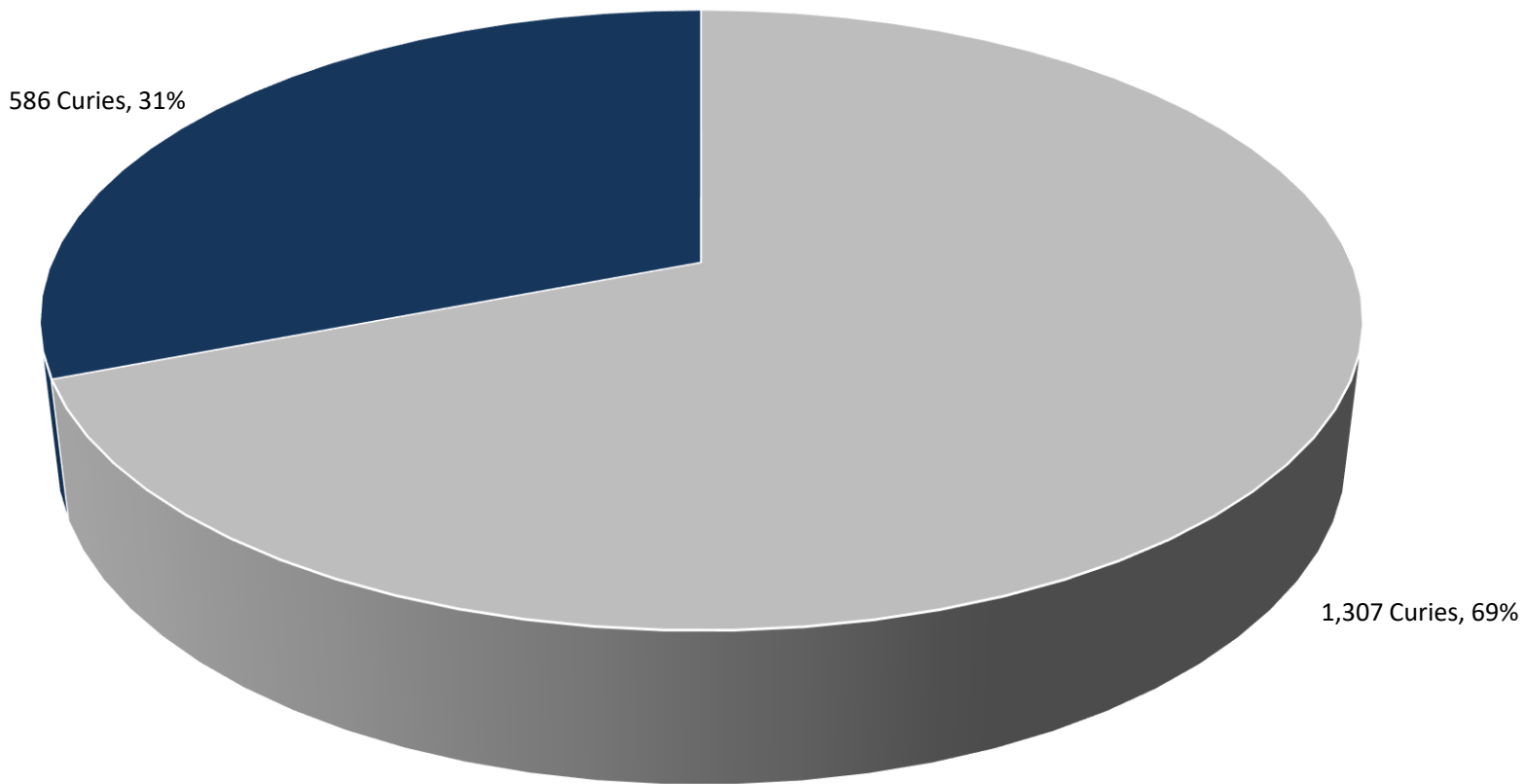


Appalachian Compact Percent Disposed LLRW Volume by Disposal Site - 2017



■ EnergySolutions ■ WCS

Appalachian Compact Percent Disposed LLRW Activity by Disposal Site - 2017



■ EnergySolutions ■ WCS

Thank you. Questions?

Rich Janati

Chief, Division of Nuclear Safety

Administrator, Appalachian Compact Comm.

Phone: 717-787-2163

rjanati@pa.gov