

Appalachian Compact Low-Level Radioactive Waste Disposal Data

Low-Level Waste Advisory Committee Meeting
09/26/2025



LLRW Volume Disposed - 2024

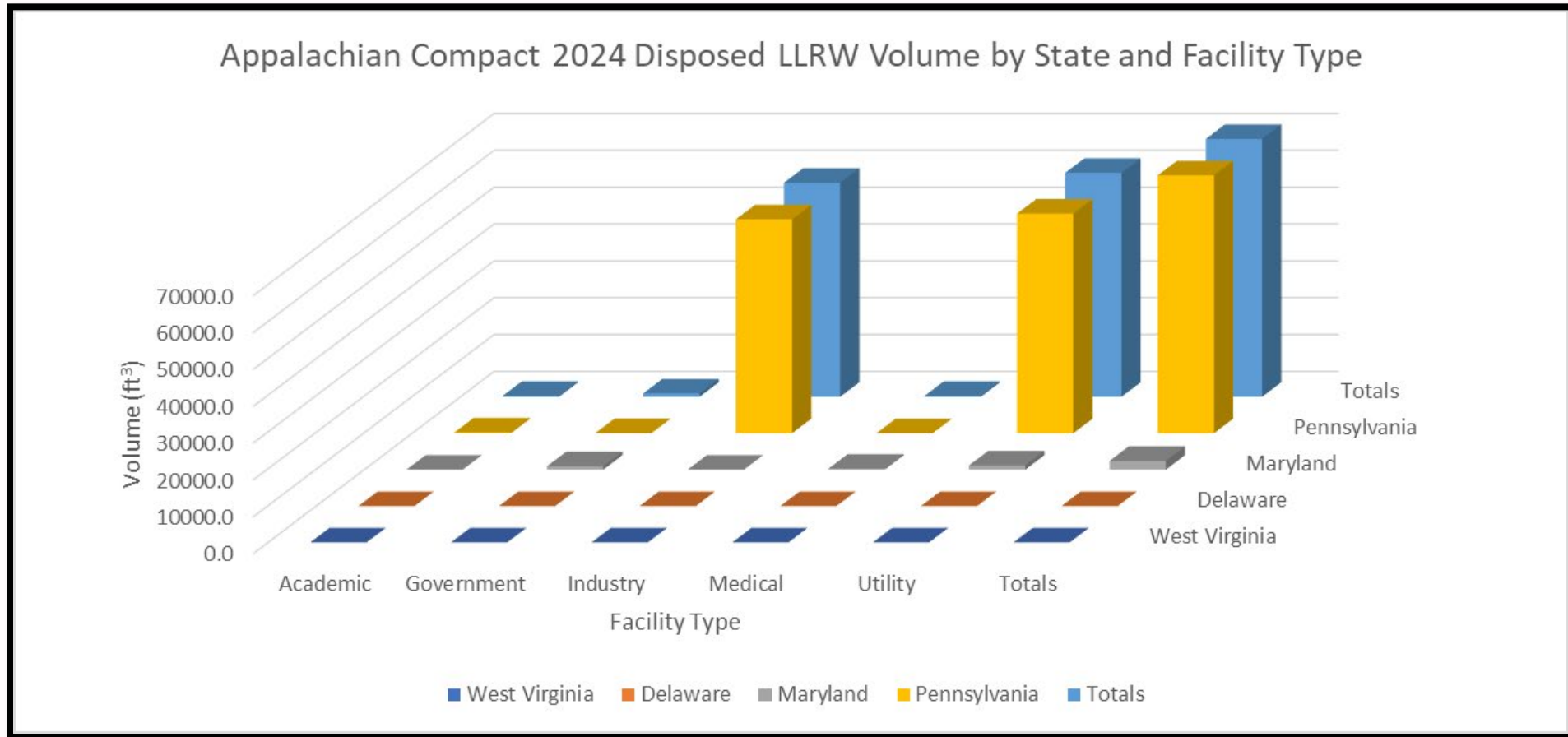
Facility Type/State	West Virginia	Delaware	Maryland	Pennsylvania	Totals
Academic	12.0	4.2	10.7	246.5	273.4
Government	0.0	0.0	945.3	11.3	956.6
Industry	2.1	9.1	32.7	58,061.5	58,105.4
Medical	<0.1	0.7	263.4	10.1	274.1
Utility	0.0	0.0	1159.9	59,634.4	60,794.3
Totals	14.1	14.0	2412.0	117,963.8	120,403.8

Volume is in cubic feet. This data is for the Appalachian Compact LLRW disposal at EnergySolutions in Clive, Utah, and Waste Control Specialists in Andrews, Texas for the calendar year 2024.



Pennsylvania
Department of
Environmental Protection

LLRW Volume Disposed - 2024



LLRW Activity Disposed - 2024

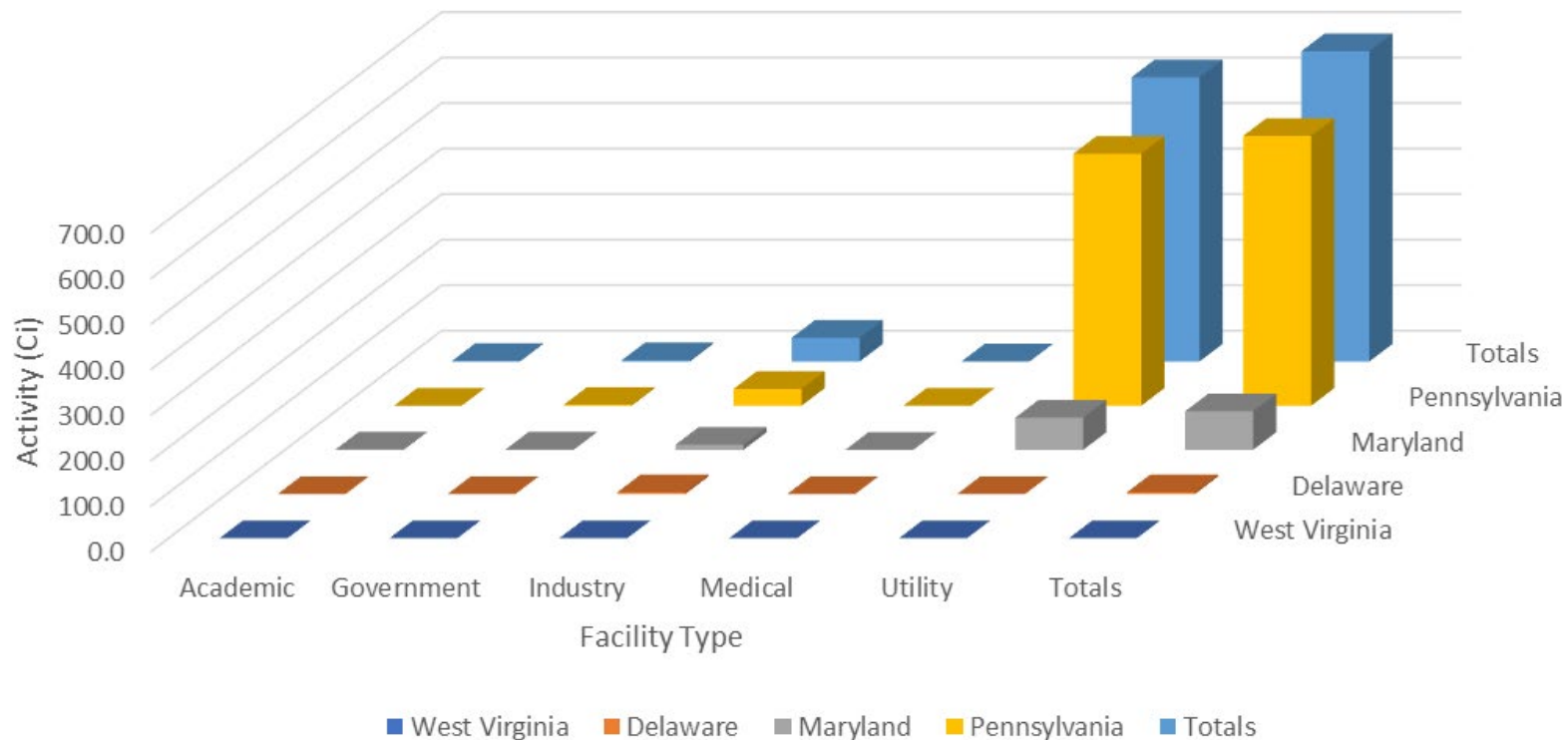
Facility Type/State	West Virginia	Delaware	Maryland	Pennsylvania	Totals
Academic	<0.1	<0.1	1.3	<0.1	1.3
Government	0.0	0.0	1.0	2.0	3.0
Industry	<0.1	4.0	11.4	37.0	52.4
Medical	<0.1	<0.1	0.2	0.3	0.5
Utility	0.0	0.0	71.0	553.7	624.7
Totals	<0.1	4.0	84.9	592.9	681.9

Activity is in curies. This data is for the Appalachian Compact LLRW disposal at EnergySolutions in Clive, Utah, and Waste Control Specialists in Andrews, Texas for the calendar year 2024.



LLRW Activity Disposed - 2024

Appalachian Compact 2024 Disposed LLRW Activity by State and Facility Type





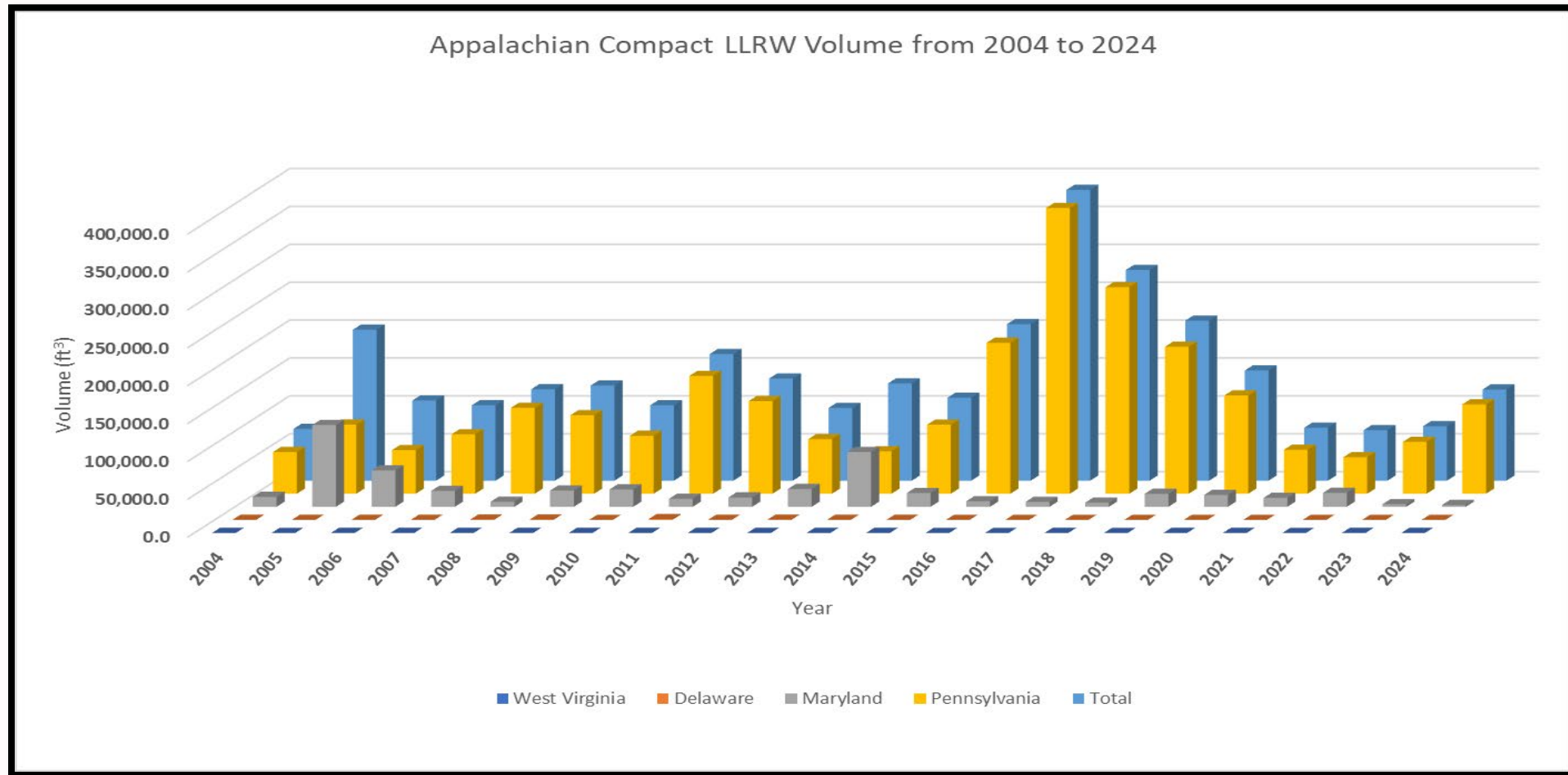
LLRW Volume (ft³) from 2004-2024

Year	West Virginia	Delaware	Maryland	Pennsylvania	Total
2004	34.8	48.8	13,177.8	55,136.0	68,397.4
2005	2.4	74.2	107,956.4	91,292.6	199,325.6
2006	38.0	59.2	48,131.8	57,627.7	105,856.7
2007	48.7	42.7	21,015.6	78,454.5	99,561.5
2008	132.2	414.8	6,702.5	113,483.2	120,732.7
2009	134.1	431.2	21,451.3	103,666.9	125,683.5
2010	11.3	29.4	22,957.6	76,519.4	99,517.7
2011	19.1	1,061.0	10,568.7	155,508.5	167,157.3
2012	21.0	75.2	12,364.3	122,380.2	134,840.7
2013	44.8	339.5	23,597.2	72,066.9	96,048.4
2014	24.8	42.7	72,334.3	56,040.4	128,442.2
2015	19.0	45.2	18,202.9	91,222.9	109,490.0
2016	1.8	4.5	7,351.0	199,292.0	206,649.3
2017	0.7	34.1	6,588.0	377,234.0	383,856.8
2018	17.0	0.0	5,498.3	272,620.0	278,135.3
2019	0.0	26.0	17,193.0	194,052.0	211,271.0
2020	22.0	2.7	15,709.0	129,811.0	145,544.7
2021	36.0	8.0	11,824.0	58,078.0	69,946.0
2022	0.0	1.5	18,461.7	48,241.0	66,704.2
2023	42.0	7.4	3,482.0	68,455.0	71,986.4
2024	14.1	14.0	2,411.9	117,963.8	120,403.8
Total 2004 to 2024	663.8	2,762.1	466,979.3	2,539,146.0	Grand Total
					3,009,551.2

- ❖ 2004 - 2008 includes LLRW disposal at Barnwell, South Carolina, and Energy Solutions, Clive, Utah.
- ❖ 2009 - 2013 LLRW volume only includes disposal at EnergySolutions in Clive, Utah.
- ❖ 2014 - 2022 includes LLRW disposal at EnergySolutions in Clive, Utah, and Waste Control Specialists in Andrews, Texas.



LLRW Volume (ft³) from 2004-2024





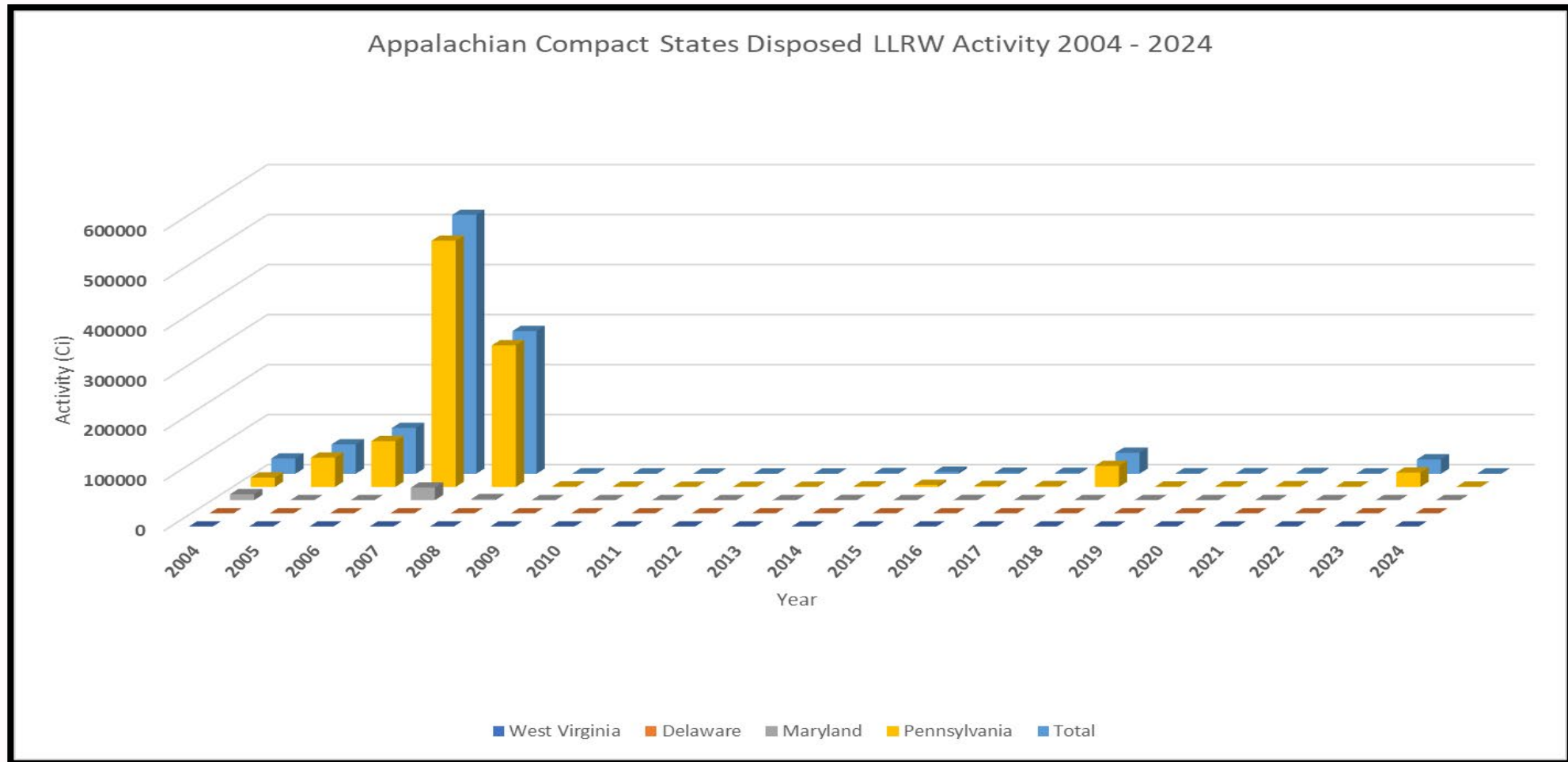
LLRW Activity (Ci) from 2004-2024

Year	West Virginia	Delaware	Maryland	Pennsylvania	Total
2004	0.8	0.2	11,830.7	18,890.3	30,722.0
2005	0.7	31.3	156.8	58,786.2	58,975.0
2006	0.0	11.9	60.1	91,719.1	91,791.1
2007	0.2	12.9	25,304.7	492,579.3	517,897.1
2008	0.1	12.2	2,181.5	283,328.8	285,522.6
2009	0.0	0.5	4.7	1,001.4	1,006.6
2010	0.0	0.0	1.4	656.8	658.2
2011	0.0	1.0	1.8	492.6	495.4
2012	0.0	0.0	2.1	449.3	451.4
2013	0.0	45.3	15.7	458.5	519.5
2014	0.0	0.0	260.7	1,212.8	1,473.5
2015	0.0	0.0	27.8	4,147.3	4,175.1
2016	0.4	0.0	209.0	2,020.1	2,229.5
2017	0.0	0.0	178.5	1,711.3	1,889.8
2018	0.0	0.0	125.3	42,027.5	42,152.8
2019	0.0	0.0	72.6	834.1	906.7
2020	0.0	0.0	1.5	1,212.0	1,213.5
2021	0.0	0.0	68.0	1,615.0	1,683.0
2022	0.0	0.0	27.9	818.6	846.5
2023	0.0	0.0	114.9	28,831.3	28,946.2
2024	0.0	4.0	84.9	592.9	681.8
Total 2004 to 2024	2.3	119.3	40,730.6	1,033,385.2	Grand Total
					1,074,237.4

- ❖ 2004 - 2008 includes LLRW disposal at Barnwell, South Carolina, and Energy Solutions, Clive, Utah.
- ❖ 2009 - 2013 LLRW volume only includes disposal at EnergySolutions in Clive, Utah.
- ❖ 2014 - 2022 includes LLRW disposal at EnergySolutions in Clive, Utah, and Waste Control Specialists in Andrews, Texas.

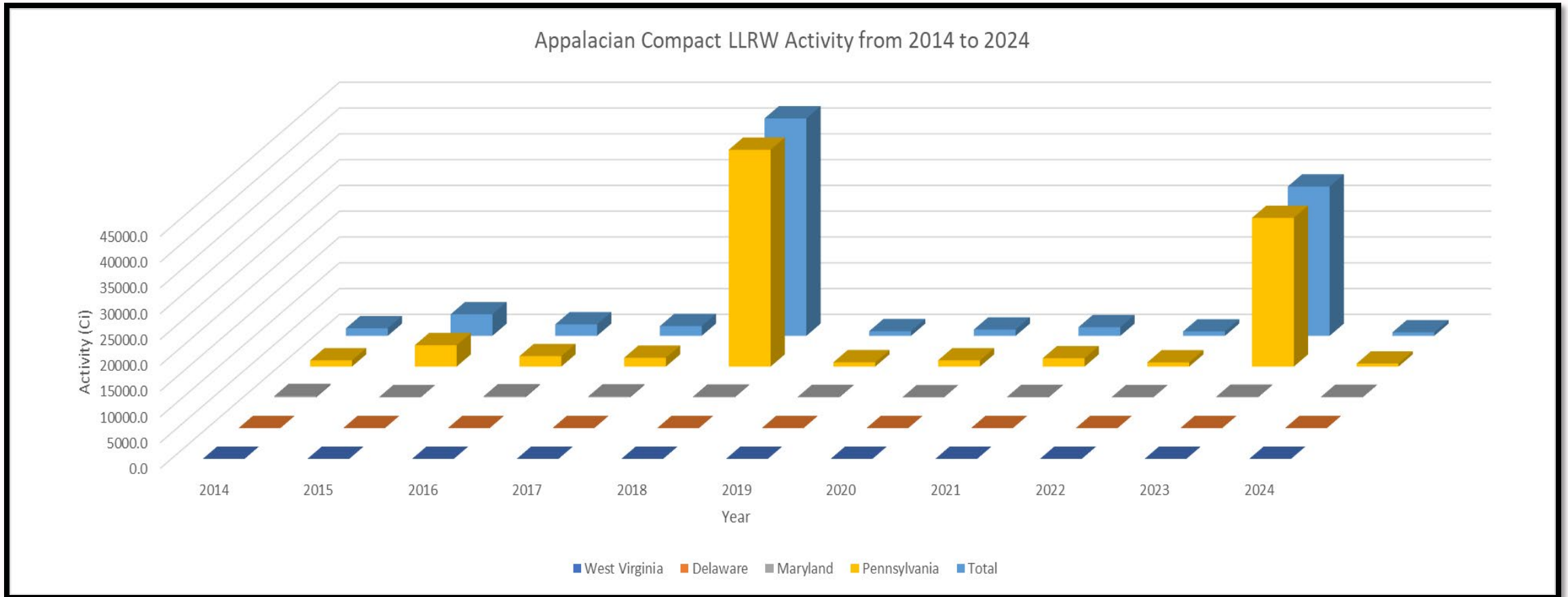


LLRW Activity (Ci) from 2004-2024





LLRW Activity (Ci) from 2014-2024

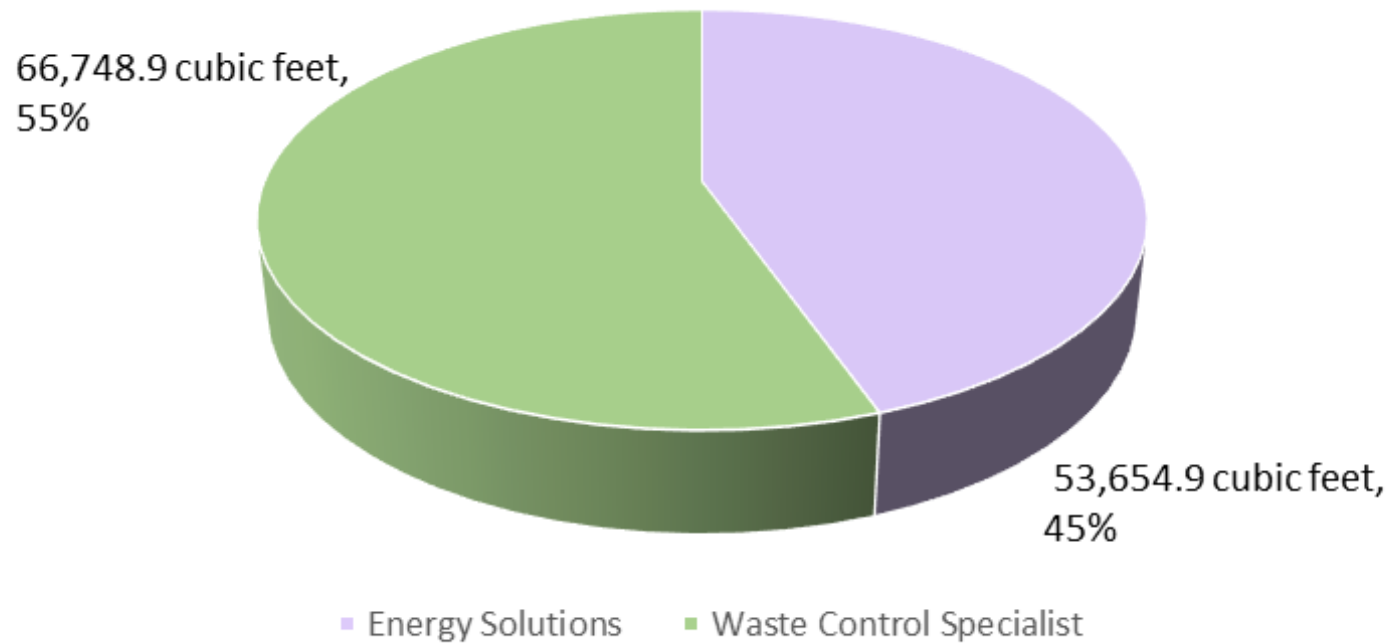




Pennsylvania
Department of
Environmental Protection

LLRW % Volume Disposed - 2024

Appalachian Compact 2024 LLRW Disposed
Volume by Disposal Site

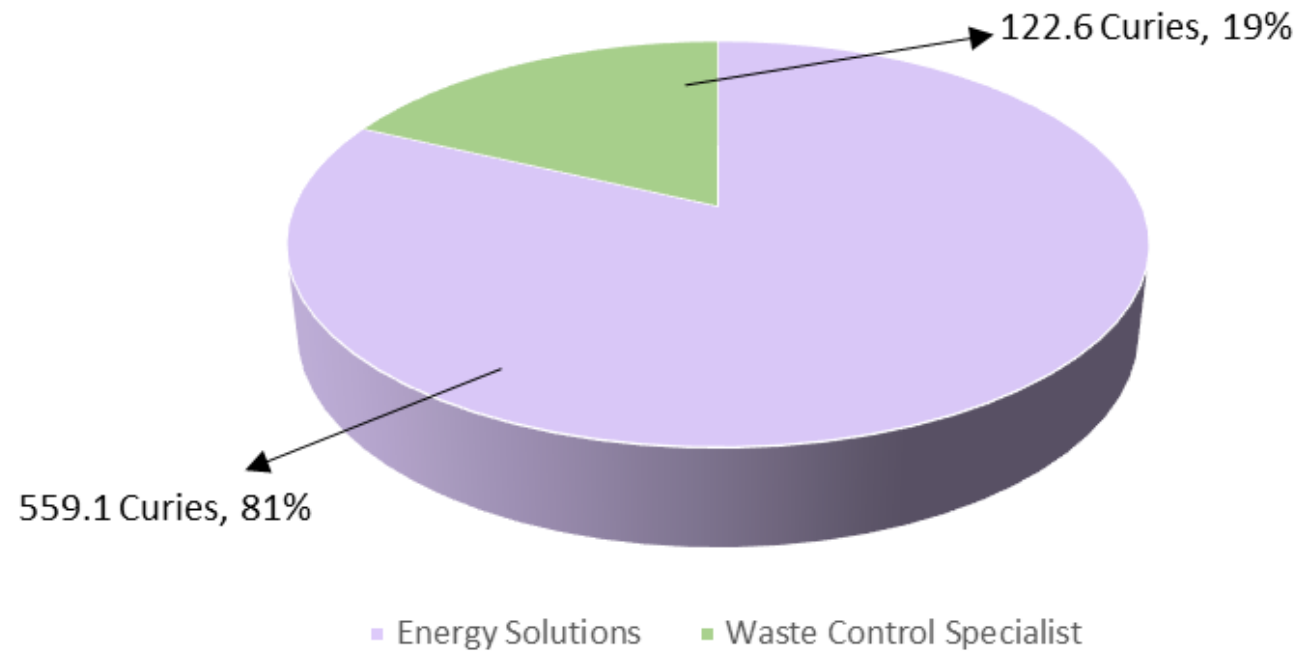




Pennsylvania
Department of
Environmental Protection

LLRW % Activity Disposed -2024

Appalachian Compact 2024 LLRW Disposed Activity by Disposal Site





Pennsylvania
Department of
Environmental Protection

Any Questions?



Pennsylvania
Department of
Environmental Protection

Get In Touch

David G. Baracco
Bureau of Radiation Protection
400 Market Street
Harrisburg, PA 17101

...

717-787-2147 / dbaracco@pa.gov

The Department of Environmental Protection's mission is to protect Pennsylvania's air, land and water resources and to provide for the health and safety of its residents and visitors, consistent with the rights and duties established under the Environmental Rights Amendment (Article 1, Section 27 of the Pennsylvania Constitution).

Federal and State law prohibit discrimination on the basis of age, color, creed, mental and/or physical disability, gender identity, national origin, pregnancy, race, religion, sex, or sexual orientation. If you believe you have been discriminated against in any program, activity or facility as described above, or if you desire further information, please contact DEP's Non-Discrimination Coordinator at ra-eptonondiscrim@pa.gov.