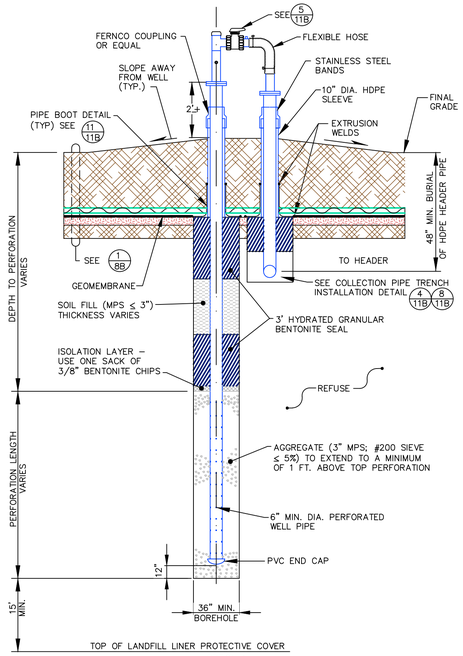

OPTION 1

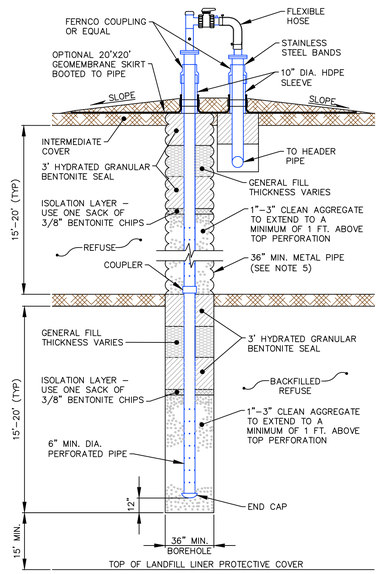

OPTION 2

NOTES:

1. THIS DETAIL DEPICTS 2 OPTIONS FOR LFG WELL CONSTRUCTION. OPTION 1 IS A BORED WELL SHOWN IN THE FINAL GRADE CONDITION. OPTION 2 IS A WELL CONSTRUCTED INCREMENTALLY THROUGHOUT LANDFILL CONSTRUCTION. HOWEVER, UPON FINAL CLOSURE, INCREMENTAL WELLS MAY BE MADE PERMANENT PROVIDED THE TIE–IN TO THE FINAL CAP IS INSTALLED SIMILAR TO OPTION 1. REFER TO FORM K FOR ADDITIONAL INFORMATION.
2. ALL PIPING AND FITTINGS TO BE 4" DIA. MIN. HDPE SDR 17, SCH 80 PVC OR EQUAL.
3. ADJUST BENTONITE PLUG AND BEDDING HEIGHTS AS NECESSARY TO MEET ACTUAL FIELD CONDITIONS.
4. LATERALS AND HEADERS MAY ALSO BE LOCATED ABOVE CAP, ESPECIALLY IF CONSTRUCTED AFTER CAP IS IN PLACE. IN SUCH CASE, PIPE CAN BE LAID DIRECTLY OVER GEOCOMPOSITE WITHOUT BEDDING.
5. THE 24" (MIN.) METAL PIPE WILL BE EXTRACTED FROM THE WASTE FOR USE IN THE NEXT INCREMENT OF GAS WELL ONCE THE AGGREGATE IS IN PLACE.
6. DETAIL SHOWS THE SECOND INCREMENT OF THE CONSTRUCTED LANDFILL GAS EXTRACTION WELL. EACH INCREMENT WILL HAVE A WELL HEAD ASSEMBLY INSTALLED AT THE TOP. THE WELL HEAD ASSEMBLY CAN BE REMOVED FOR CONSTRUCTION OF THE NEXT INCREMENT THEN REATTACHED.

1/11B TYPICAL LANDFILL GAS EXTRACTION WELL DETAIL
NOT TO SCALE

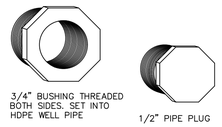

NOTE: 1. PIPE AND PLUG TO BE 316 STAINLESS STEEL
2. A STANDARD SAMPLE PORT NIPPLE WITH AN END PLUG MAY ALSO BE USED

2/11B SAMPLE PORT DETAIL
NOT TO SCALE

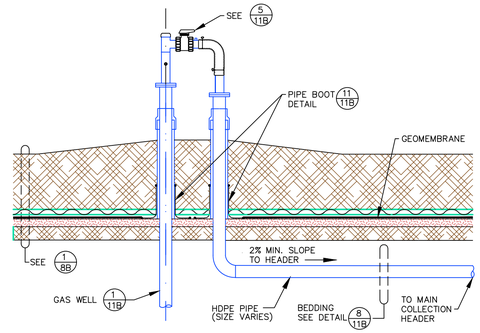

NOTE: 1. LATERALS AND HEADERS MAY ALSO BE LOCATED ABOVE CAP, ESPECIALLY IF CONSTRUCTED AFTER CAP IS IN PLACE. IN SUCH CASE, PIPE CAN BE LAID DIRECTLY OVER GEOCOMPOSITE WITHOUT BEDDING.

3/11B EXTRACTION WELL AND LATERAL DETAILS
NOT TO SCALE

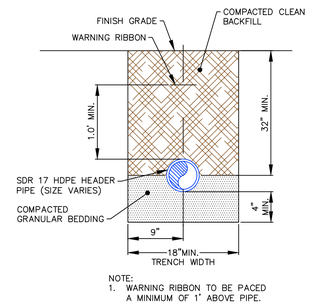

NOTE:
1. WARNING RIBBON TO BE PACED A MINIMUM OF 1' ABOVE PIPE.

4/11B HEADER PIPE DETAIL OUTSIDE LIMITS OF WASTE
NOT TO SCALE

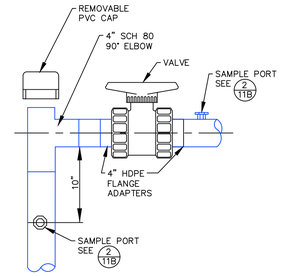

NOTE: 1. A PRE–MANUFACTURED WELLHEAD MAY BE UTILIZED AS AN OR EQUAL ITEM.

5/11B WELLHEAD DETAIL
NOT TO SCALE

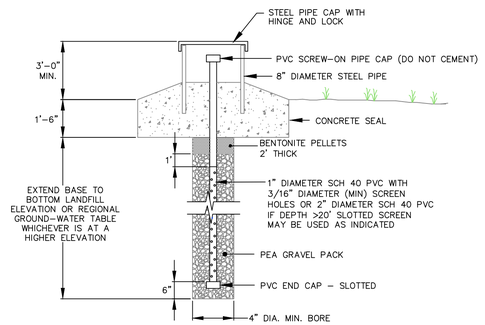

6/11B GAS MONITORING PROBE
NOT TO SCALE

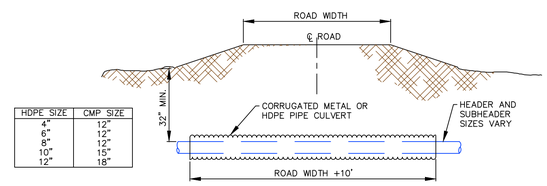

HDPE SIZE	CMP SIZE
4"	12"
6"	12"
8"	12"
10"	15"
12"	18"

7/11B PROTECTIVE ENCASEMENT FOR LANDFILL GAS COLLECTION PIPING AT ROAD CROSSING (TYPICAL)
NOT TO SCALE

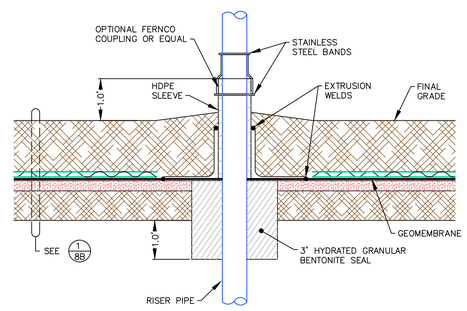

NOTE: 1. IF FERNCO COUPLING IS NOT USED, STAINLESS STEEL STRAPS SHALL BE USED ON HDPE SLEEVE.

11/11B PIPE BOOT
NOT TO SCALE

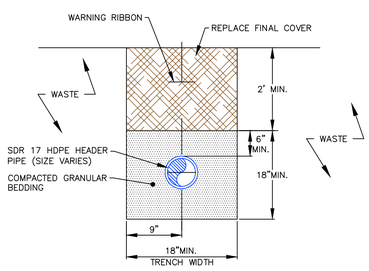

NOTES:
1. GROUND UP PET BOTTLES, GLASS CULLET, TIRE CHIPS, SOIL, ETC. MAY ALSO BE USED.
2. WARNING RIBBON TO BE PLACED A MINIMUM OF 1' ABOVE PIPE.

8/11B HEADER PIPE DETAIL INSIDE LIMITS OF WASTE
NOT TO SCALE

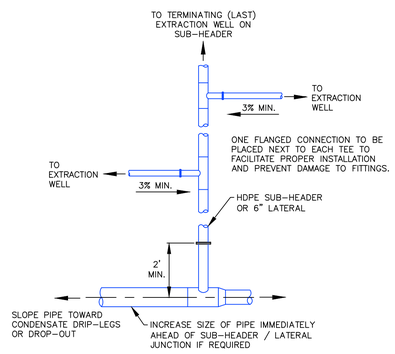

9/11B TYPICAL HEADER–SUBHEADER–LATERAL JUNCTION DETAIL
NOT TO SCALE

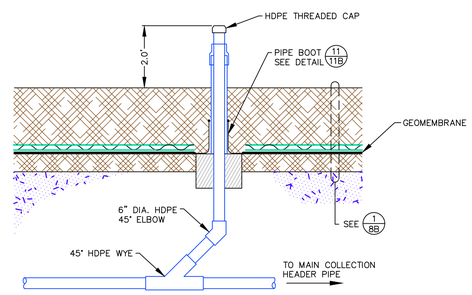

NOTE:
1. USE WIDE RADIUS ELBOWS.

10/11B ACCESS RISER
NOT TO SCALE

COMMONWEALTH OF PENNSYLVANIA
REGISTERED PROFESSIONAL
KEVIN C. CLARK
ENGINEER
042211-E

BAI GROUP INC.
Balanced Environmental Solutions

REVISIONS

DELAWARE COUNTY SOLID WASTE AUTHORITY
ROLLING HILLS LANDFILL
SOUTHERN AREA LANDFILL EXPANSION
EARL TOWNSHIP BERKS COUNTY PENNSYLVANIA
LANDFILL GAS MANAGEMENT PLAN DETAILS
SHEET 1 OF 2

State College Office (814) 238-2060 • Delaware Valley Office (610) 495-5585

DATE: 09/25/17
DRAWN BY: SWH
CHECKED: KCC
BAI DRAWING NO: DCSWA-107D019B
SHEET NO. 11B OF 11