

INVOICE

CBS CORPORATION - PITTSBURGH

20 Stanwix Street, Room 1029, Pittsburgh, PA 15222
(412) 642-4946

REMIT TO: CBS CORP. DISCONTINUED OPERATIONS, J.P. MORGAN CHASE LOCKBOX PROCESSING,
P.O. BOX 33003, 4 CHASE METROTECH CENTER, 7TH FLOOR, BROOKLYN, NY 11245


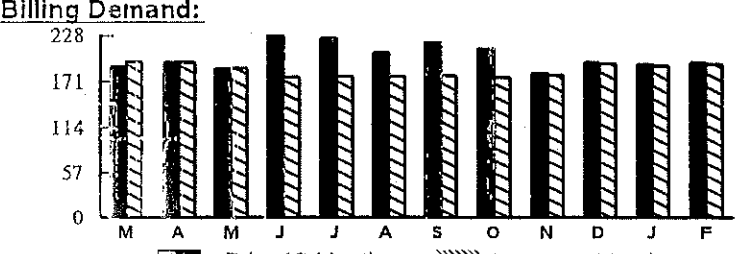
CBS CORPORATION PNC CENTER 20 STANWIX STREET PITTSBURGH, PA 15222	SR	TAX CODE 00	YOUR ORDER NO.	IN REMITTING OR CORRESPONDING SHOW OUR	
				GENERAL ORDER NO.	INVOICE NO. AND DATE 2550202698 3/15/16

C
H ATTN: DANA J. LENGYEL S
A VANPORT TOWNSHIP MUNICIPAL AUTH. H 1169
R 285 RIVER AVENUE I
G VANPORT, PA 15009 P
E

PERIOD OF SERVICE 1/20/16 - 2/20/16	TERMS: NET 30 DAYS	PRODUCT CODE ST-03-008	CONTROL DR 475.0000.1066503.000 CR 475.0000.2639963.000	PAGE NO. 1
-------------------------------------------	---------------------------	---------------------------	---------------------------------------------------------------	------------------

ELECTRIC BILL FOR THE VANPORT STRIPPING TOWER. SEE ATTACHED.

PLEASE PAY AMOUNT SHOWN	\$4,481.80
--------------------------------	-------------------

Usage & Demand Information		Summary	
Next Scheduled Meter Reading Date: March 18, 2016		Prior Billing Information	
kWh Usage:  <ul style="list-style-type: none"> Average Monthly Usage for the past 12 months is 61406 kWh. Total Annual Usage for the past 12 months is 736870 kWh. The average temperature for the billing period was 7 degrees warmer than last year. <p>The Price to Compare (PTC) for your rate class is 7.48 per kWh. It will change quarterly beginning June 1. Your actual PTC may differ based on your specific demand and usage patterns. For more information and supplier offers, visit PAPowerSwitch.com.</p>		Total Amount of Last Bill \$6,824.32 Payment(s) Received as of 02/15/16 -6,824.32 Prior Account Balance \$0.00 DLC Basic Service Charges \$6,924.23 TOTAL ACCOUNT BALANCE PAYABLE TO DLC \$6,924.23	
Billing Demand: 		ACTUAL METER READING BILL For more information see www.duquesnelight.com. Give to Dollar Energy Fund to help people without heat or light. Make a monthly pledge at www.duquesnelight.com or send a check to Duquesne Light Hardship Fund Donations, 411 Seventh Avenue MD 15-1, Pittsburgh, PA 15219. Your gift is tax deductible.	
Estimated PA State Taxes \$836.14 Late Charge After Mar 9, 2016 1.25%		Payment Due Mar 9, 2016 Amount Due \$6,924.23	

Cr. 475.2639963
Invoice to Vanport Township Municipal authority
\$4,481.80
Christine M. Perry
3-15-16

Please return this portion with your payment. Please enclose check facing forward. Make payment payable to Duquesne Light Company in US Currency.

Account Number 4316830000

PLEASE PAY THIS AMOUNT BY MAR 9, 2016 \$6,924.23

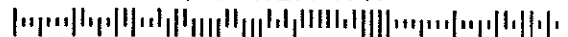
\$

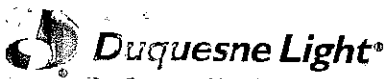
To make account changes, enroll in Autopay or pledge to the Dollar Energy Fund, please update information on the back of this coupon and check the box to the right.

USD Amount Enclosed

VIACOM
 DOUGLAS SPICUZZA
 20 STANWIX ST FL 10
 PITTSBURGH, PA 15222-1353

DUQUESNE LIGHT COMPANY
 PAYMENT PROCESSING CENTER
 PO BOX 10
 PITTSBURGH, PA 15230-0010





Our Energy... Your Power™

www.duquesnellght.com

Customer Name and Service Address:

VIACOM
285 RIVER RD
BEAVER, PA 15009-1730

BILL ID: 431686688496

Account Number: 4316830000

Rate: GM-Medium Industrial > 25

Date Prepared: 02/22/16

Meter Information

Table with columns: Meter No., Voltage, Meter Constant, Service Period (From, To), Kilowatt Hour Information (Meter Readings: Prior, Present, Difference, kWh)

Table with columns: Meter No., Voltage, Meter Constant, Service Period (From, To), Reactive Information (Meter Readings: Prior, Present, Difference, kVARh)

Table with columns: Meter No., Voltage, Meter Constant, Service Period (From, To), Demand Information (Demand Readings: On-Peak, Off-Peak, kW, PFM, Adj. kW)

Duquesne Light Company Basic Service Charges

Current Charges

Billing Period 1.00 Months

Table listing various charges: Customer Charge, Demand Transmission, Demand Distribution, Energy Supply, Energy Transmission, Energy Distribution, PA EEA Surcharge, Smart Meter Charge Three-Phase, Pennsylvania Tax Adjustment, Sales Tax, Total Current Charges.

DLC Basic Service Charges (see Page 1 Summary)

Duquesne Light Company Information

Duquesne Light's WATT CHOICES offers energy efficiency programs to help customers save money by conserving energy and reducing demand. To participate or to learn more about these programs, visit www.wattchoices.com or call 1-888-WATTLEY.

Need to reach us? Call (412) 393-7100 or on the web @www.duquesnellght.com

Duquesne Light submits monthly credit reporting data to Dun & Bradstreet, Experian and Equifax for our commercial and industrial customers.

Please visit our website www.duquesnellght.com to sign up for electriccheck, and to learn about other convenient payment options.

A change in the Default Service Supply rate that went into effect 12/1 increased the overall monthly bill of an average medium industrial customer (using 30 kW & 10,000 kWh) who purchases electric generation from Duquesne Light by about \$261, or 6%.

Changes to the State Tax Adjustment Surcharge and the Smart Meter Charge (see Understanding Your Bill section on page 2), both effective Jan. 1, will decrease the overall monthly bill by about \$0.74, or less than 1%.

Shopping Information Box

When shopping for electricity with an Electric Generation Supplier, please provide the following:

Supplier Agreement ID: 4316830175

Rate Schedule: GM-Medium Industrial > 25

If you are already shopping, it is important to understand the terms of your contract and expiration date.

Supplier Basic Service Charges

Supplier Agreement ID: 4316830175

Service Period	50% of Cust Charge	Billing Demand (-) 5KW	VTMA Demand PFM = 1 37.2%	VTMA Share Of Demand Charge PFM = 1)	Energy Charge 550KW	Energy Charge 750KW	Energy Charge > 1300KW	Credits	VTMA Energy Charge 66%	Tax Adjust	VTMA Total
12/19/11 - 1/19/12	21.54	137.41	51.12	\$944.12	0.00	0.00	4146.02	0.00	2736.37	56.94	\$3,758.97
1/19/12 - 2/17/12	21.54	137.42	51.12	\$944.19	0.00	0.00	3843.01	0.00	2536.39	53.84	\$3,555.96
2/17/12 - 3/19/12	21.54	142.18	52.89	\$976.90	0.00	0.00	4400.58	0.00	2904.38	60.04	\$3,962.86
3/19/12 - 4/17/12	21.54	139.00	51.71	\$955.05	0.00	0.00	3927.83	8.45	2586.79	54.79	\$3,618.17
4/17/12 - 5/17/12	21.54	132.58	49.32	\$910.94	0.00	0.00	3964.18	8.22	2610.93	54.48	\$3,597.89
5/17/12 - 6/18/12	21.54	139.03	51.72	\$955.25	0.00	0.00	4324.55	8.97	2848.28	58.84	\$3,883.92
6/18/12 - 7/18/12	21.37	134.20	49.92	\$922.07	0.00	0.00	4017.44	8.75	2645.74	55.19	\$3,644.37
7/18/12 - 8/17/12	21.37	134.19	49.92	\$922.00	0.00	0.00	3745.99	8.46	2466.77	52.42	\$3,462.56
8/19/12 - 9/18/12	21.37	139.21	51.79	\$956.49	0.00	0.00	4043.24	8.83	2662.71	55.99	\$3,696.56
9/18/12 - 10/17/12	21.37	135.81	50.52	\$933.13	0.00	0.00	3718.88	8.51	2448.84	52.32	\$3,455.66
10/17/12 - 11/16/12	21.37	134.20	49.92	\$922.07	0.00	0.00	3761.85	8.53	2477.19	52.59	\$3,473.21
11/16/12 - 12/18/12	21.37	142.41	52.98	\$978.48	0.00	0.00	3721.59	9.04	2450.28	53.04	\$3,503.17
12/18/12 - 1/18/13	21.37	144.03	53.58	\$989.61	0.00	0.00	3684.46	4.99	2428.45	52.88	\$3,492.30
1/18/13 - 2/18/13	21.37	140.56	52.29	\$965.77	0.00	0.00	3869.01	2.00	2552.23	54.42	\$3,593.79
2/18/13 - 3/19/13	21.37	142.16	52.88	\$976.76	0.00	0.00	3869.01	1.94	2309.08	50.83	\$3,358.04
3/19/13 - 4/18/13	21.37	140.56	52.29	\$965.77	0.00	0.00	3500.54	2.02	2606.24	55.26	\$3,648.64
4/18/13 - 5/17/13	21.37	135.83	50.53	\$933.27	0.00	0.00	3950.87	1.85	2207.79	48.59	\$3,211.02
5/17/13 - 6/18/13	21.43	162.98	60.63	\$1,119.81	0.00	0.00	3346.99	2.14	2585.55	57.32	\$3,784.11
6/18/13 - 7/18/13	21.48	167.77	62.41	\$1,152.72	0.00	0.00	3919.64	2.16	2536.25	57.07	\$3,767.52
7/18/13 - 8/19/13	21.48	139.02	51.72	\$955.18	0.00	0.00	3834.02	1.91	2529.19	53.90	\$3,559.76
8/19/13 - 9/17/13	21.48	134.21	49.93	\$922.14	0.00	0.00	3320.39	1.52	2190.45	48.15	\$3,182.22
9/17/13 - 10/17/13	21.48	134.21	49.93	\$922.14	0.00	0.00	3382.98	1.33	2231.89	48.79	\$3,224.30
10/17/13 - 11/18/13	21.48	137.42	51.12	\$944.19	0.00	0.00	3613.53	1.35	2384.04	51.49	\$3,401.20
11/18/13 - 12/18/13	21.48	137.80	51.26	\$946.80	0.00	0.00	3430.29	1.36	2263.09	49.66	\$3,281.03
12/18/13 - 1/20/14	21.48	149.61	52.31	\$966.11	0.00	0.00	3844.90	1.50	2536.64	54.19	\$3,578.42
01/20/14 - 2/18/14	21.48	139.02	51.72	\$955.18	0.00	0.00	3372.19	1.46	2224.68	49.19	\$3,250.54
02/18/14 - 3/19/14	21.48	138.97	51.70	\$954.84	0.00	0.00	3282.99	1.44	2165.82	48.28	\$3,190.42
03/19/14 - 4/17/14	21.48	140.56	52.29	\$965.77	0.00	0.00	3247.26	1.47	2142.22	48.08	\$3,177.55
04/17/14 - 5/19/14	24.74	135.83	50.53	\$933.27	0.00	0.00	3523.80	1.53	2324.70	50.40	\$3,333.11
05/19/14 - 6/18/14	26.99	170.97	63.60	\$1,174.71	0.00	0.00	4712.77	2.23	3108.96	66.27	\$4,376.92
06/18/14 - 7/18/14	27.00	170.98	63.60	\$1,174.78	0.00	0.00	5194.54	2.39	3426.82	71.19	\$4,699.78
07/18/14 - 8/19/14	27.00	158.17	58.84	\$1,086.76	0.00	0.00	5151.97	2.26	3398.81	69.39	\$4,581.96
08/19/14 - 9/18/14	27.00	166.17	61.82	\$1,141.73	0.00	0.00	5509.98	2.53	3634.92	73.89	\$4,877.54
09/18/14 - 10/20/14	27.00	161.38	60.03	\$1,108.82	0.00	0.00	5353.50	2.53	3531.64	71.79	\$4,739.24
10/20/14 - 11/18/14	27.00	138.97	51.70	\$954.84	0.00	0.00	5029.42	2.28	3317.91	66.10	\$4,365.85
11/18/14 - 12/20/14	27.00	141.24	52.54	\$970.44	0.00	0.00	5941.24	2.35	3919.67	75.65	\$4,992.75
12/20/14 - 1/20/15	27.00	140.76	52.36	\$967.14	0.00	0.00	5733.50	1.07	3783.40	73.49	\$4,851.03
1/20/15 - 2/18/15	27.00	146.24	54.40	\$1,004.79	0.00	0.00	5130.68	0.44	3385.96	67.92	\$4,485.67
2/18/15 - 3/20/15	27.00	142.36	52.96	\$978.13	0.00	0.00	5946.04	0.46	3924.08	75.84	\$5,005.05
3/20/15 - 4/20/15	27.00	140.60	52.30	\$966.04	0.00	0.00	5992.89	0.00	3955.31	76.13	\$5,024.48
4/20/15 - 5/19/15	27.00	136.60	50.82	\$938.56	0.00	0.00	5549.60	0.43	3662.45	71.18	\$4,699.19
5/19/15 - 6/20/15	27.00	134.36	49.98	\$923.17	0.00	0.00	5666.66	0.44	3739.71	72.13	\$4,762.01
6/20/15 - 7/20/15	27.00	133.88	49.80	\$919.87	0.00	0.00	4529.16	0.42	2988.97	60.47	\$3,996.31
7/20/15 - 8/19/15	27.00	134.36	49.98	\$923.17	0.00	0.00	4876.66	0.43	3218.31	64.07	\$4,232.55
8/19/15 - 9/20/15	27.00	134.28	49.95	\$922.62	0.00	0.00	4718.64	0.44	3114.01	62.45	\$4,126.08
9/20/15 - 10/19/15	27.00	133.72	49.74	\$918.77	0.00	0.00	3942.53	0.42	2601.79	54.46	\$3,602.02
10/19/15 - 11/18/15	27.00	134.36	49.98	\$923.17	0.00	0.00	4093.83	0.43	2701.64	56.08	\$3,707.89
11/18/15 - 12/20/15	27.00	139.64	51.95	\$959.44	0.00	0.00	4778.87	0.46	3153.75	63.63	\$4,203.83
12/20/15 - 1/20/16	27.00	138.68	51.59	\$952.85	0.00	0.00	5106.29	1.60	3369.10	66.86	\$4,415.80
1/20/16 - 2/20/16	27.00	140.44	52.24	\$964.94	0.00	0.00	5187.10	2.26	3421.99	67.87	\$4,481.80