

INVOICE

CBS CORPORATION - PITTSBURGH

20 Stanwix Street, Room 1029, Pittsburgh, PA 15222
(412) 642-4946

REMIT TO: CBS CORP. DISCONTINUED OPERATIONS, J.P. MORGAN CHASE LOCKBOX PROCESSING,
P.O. BOX 33003, 4 CHASE METROTECH CENTER, 7TH FLOOR, BROOKLYN, NY 11245

CBS CORPORATION PNC CENTER 20 STANWIX STREET PITTSBURGH, PA 15222	SR	TAX CODE 00	YOUR ORDER NO.	IN REMITTING OR CORRESPONDING SHOW OUR	
				GENERAL ORDER NO.	INVOICE NO. AND DATE 2550202666 1/21/16

C			
H	ATTN: DANA J. LENGYEL	S	
A	VANPORT TOWNSHIP MUNICIPAL AUTH.	H	1169
R	285 RIVER AVENUE	I	
G	VANPORT, PA 15009	P	
E			

PERIOD OF SERVICE 10/19- 11/18/15	TERMS: NET 30 DAYS	PRODUCT CODE ST-01-001	CONTROL DR 475.0000.1066503.000 CR 475.0000.2639963.000	PAGE NO. 1
---	---------------------------	---------------------------	---	------------------

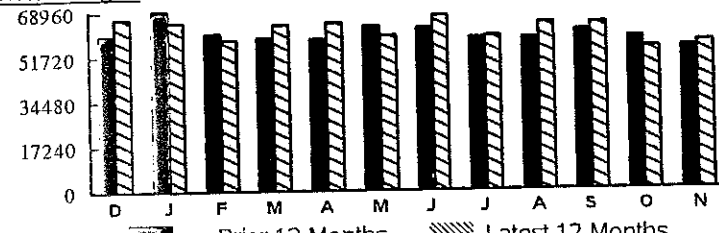
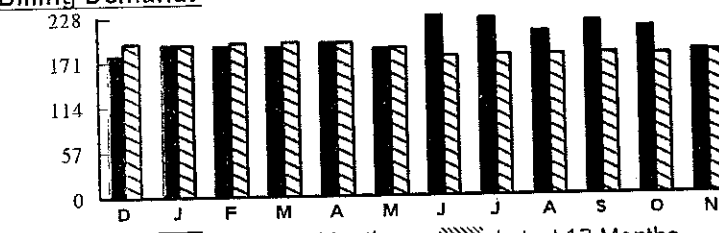
ELECTRIC BILL FOR THE VANPORT STRIPPING TOWER. SEE ATTACHED.

pd 2/2/16 ac # 21797
448,361

7911.72

PLEASE PAY AMOUNT SHOWN	\$3,707.89
-------------------------	------------

11/30/15 2550202666
 Date Prepared: 11/23/15

Usage & Demand Information		Summary	
Next Scheduled Meter Reading Date: December 18, 2015		Prior Billing Information	
kWh Usage:  Average Monthly Usage for the past 12 months is 61650 kWh. Total Annual Usage for the past 12 months is 739794 kWh. The average temperature for the billing period was 9 degrees warmer than last year.		Total Amount of Last Bill \$5,571.76 Payment(s) Received as of 11/06/15 -5,571.76 Prior Account Balance \$0.00 DLC Basic Service Charges \$5,676.18 TOTAL ACCOUNT BALANCE PAYABLE TO DLC \$5,676.18	
Billing Demand:  The Price to Compare (PTC) for your rate class is 6.50 per kWh. It will change quarterly beginning June 1. Your actual PTC may differ based on your specific demand and usage patterns. For more information and supplier offers, visit PAPowerSwitch.com.		ACTUAL METER READING BILL For more information see www.duquesnelight.com. Give to Dollar Energy Fund to help people without heat or light. Make a monthly pledge at www.duquesnelight.com or send a check to Duquesne Light Hardship Fund Donations, 411 Seventh Avenue MD 15-1, Pittsburgh, PA 15219. Your gift is tax deductible.	
Estimated PA State Taxes \$685.44 Late Charge After Dec 9, 2015 1.25%		Payment Due Dec 9, 2015 Amount Due \$5,676.18	

Or. 475.2639963
Invoice to Vangport Township
municipal Authority
\$ 3,707.89
Christine M. Benz
1-15-16

Please return this portion with your payment. Please enclose check facing forward.
 Make payment payable to Duquesne Light Company in US Currency.


Account Number
 4316830000

PLEASE PAY THIS AMOUNT BY DEC 9, 2015
 \$5,676.18

\$
 USD Amount Enclosed

To make account changes, enroll in Autopay or pledge to the Dollar Energy Fund, please update information on the back of this coupon and check the box to the right.

VIACOM
 DOUGLAS SPICUZZA
 20 STANWIX ST FL 10
 PITTSBURGH, PA 15222-1353

DUQUESNE LIGHT COMPANY
 PAYMENT PROCESSING CENTER
 PO BOX 10
 PITTSBURGH, PA 15230-0010


Meter Information

			Kilowatt Hour Information					
			Service Period		Meter Readings		Difference	kWh
Meter No.	Voltage	Meter Constant	From	To	Prior	Present		
G02617623	460V	160.0000	10/19/15	11/18/15	4597.5935	4949.7134	352.1199	56339.1840
Total Used								56339.1840

			Reactive Information					
			Service Period		Meter Readings		Difference	kVARh
Meter No.	Voltage	Meter Constant	From	To	Prior	Present		
G02617623	460V	160.0000	10/19/15	11/18/15	8766.3463	9051.9400	285.5937	45694.9920
Total Used								45694.9920

			Demand Information							
			Service Period		Demand Readings		kW		PFM	Adj. kW
Meter No.	Voltage	Meter Constant	From	To	On-Peak	Off-Peak	On-Peak	Off-Peak		
G02617623	460V	160.0000	10/19/15	11/18/15	0.8710		139.3600		1.2866	179.3006
Total Demand Billing										179.3006

Duquesne Light Company Basic Service Charges

<u>Current Charges</u>	<u>Billing Period 1.00 Months</u>		
Customer Charge			54.00
Demand Distribution	174.3006 kW@	\$5.58	972.60
Energy Distribution	56339.1840 kWh@	0.945300¢	532.57
PA EEA Surcharge	56339.1840 kWh@	0.2400¢	135.21
Smart Meter Charge Three-Phase	1 MTR@	\$2.32	2.32
Demand Transmission	179.3006 kW@	\$1.31	234.88
Energy Supply	56339.1840 kWh@	5.676400¢	3,198.04
Energy Transmission	56339.1840 kWh@	0.400600¢	225.69
Pennsylvania Tax Adjustment			-0.43
Sales Tax			321.30
Total Current Charges			\$5,676.18
DLC Basic Service Charges (see Page 1 Summary)			\$5,676.18

Duquesne Light Company Information

Duquesne Light's WATT CHOICES offers energy efficiency programs to help customers save money by conserving energy and reducing demand. To participate or to learn more about these programs, visit www.wattchoices.com or call 1-888-WATTLEY.

Need to reach us? Call (412) 393-7100 or on the web @www.duquesnelight.com

Duquesne Light submits monthly credit reporting data to Dun & Bradstreet, Experian and Equifax for our commercial and industrial customers.

Please visit our website www.duquesnelight.com to sign up for electriccheck, and to learn about other convenient payment options.

A change in the Default Service Supply rates that went into effect 9/1 will decrease the monthly bill of an average medium industrial customer (using 30kW & 10,000 kWh) that purchases electric generation from Duquesne Light by about \$46 or 5%.

A change in the Smart Meter Charge (see Understanding Your Bill section on page 2) that went into effect 10/1 will decrease the overall monthly bill of an average commercial or industrial customer by \$0.16 or less than 1%.

Shopping Information Box

When shopping for electricity with an Electric Generation Supplier, please provide the following:

Supplier Agreement ID: 4316830175

Rate Schedule: GM-Medium Industrial > 25

If you are already shopping, it is important to understand the terms of your contract and expiration date.

Supplier Basic Service Charges

Supplier Agreement ID: 4316830175

Service Period	50% of Cust Charge	Billing Demand (-) 5KW	VTMA Demand PFM = 1 37.2%	VTMA Share Of Demand Charge PFM = 1)	Energy Charge 550KW	Energy Charge 750KW	Energy Charge > 1300KW	Credits	VTMA Energy Charge 56%	Tax Adjust	VTMA Total
1/19/11 - 02/17/11	15.15	139.03	51.72	\$955.25	0.00	0.00	4221.17	0.00	2785.97	57.88	\$3,814.25
2/17/11 - 03/18/11	15.15	143.78	53.49	\$987.89	0.00	0.00	4228.04	0.00	2790.51	58.45	\$3,852.00
3/18/11 - 04/18/11	15.15	134.19	49.92	\$922.00	0.00	0.00	4368.53	0.00	2883.23	58.87	\$3,879.24
4/18/11 - 05/18/11	21.21	135.81	50.52	\$933.13	0.00	0.00	4503.89	0.00	2972.57	60.42	\$3,987.33
5/18/11 - 06/17/11	21.59	134.18	49.91	\$921.93	0.00	0.00	4387.62	0.00	2895.83	59.06	\$3,898.41
6/17/11 - 07/19/11	21.54	132.58	49.32	\$910.94	0.00	0.00	4888.01	0.00	3226.09	64.00	\$4,222.56
7/19/11 - 08/18/11	21.54	132.58	49.32	\$910.94	0.00	0.00	4328.90	0.00	2857.07	58.29	\$3,847.84
8/18/11 - 09/19/11	21.54	132.63	49.34	\$911.28	0.00	0.00	4233.62	0.00	2794.19	57.32	\$3,784.33
9/19/11 - 10/18/11	21.54	132.83	49.34	\$911.28	0.00	0.00	3710.26	0.00	2448.77	51.98	\$3,433.57
10/18/11 - 11/16/11	21.54	132.83	49.92	\$922.00	0.00	0.00	3821.97	0.00	2522.50	53.29	\$3,519.32
11/16/11 - 12/19/11	21.54	137.39	51.11	\$943.98	0.00	0.00	4211.97	0.00	2779.90	57.61	\$3,803.03
12/19/11 - 1/19/12	21.54	137.41	51.12	\$944.12	0.00	0.00	4146.02	0.00	2736.37	56.94	\$3,758.97
1/19/12 - 2/17/12	21.54	137.42	51.12	\$944.19	0.00	0.00	3843.01	0.00	2536.39	53.84	\$3,555.96
2/17/12 - 3/19/12	21.54	142.18	52.89	\$976.90	0.00	0.00	4400.58	0.00	2904.38	60.04	\$3,962.86
3/19/12 - 4/17/12	21.54	139.00	51.71	\$955.05	0.00	0.00	3927.83	8.45	2586.79	54.79	\$3,618.17
4/17/12 - 5/17/12	21.54	132.58	49.32	\$910.94	0.00	0.00	3964.18	8.22	2610.93	54.48	\$3,597.89
5/17/12 - 6/18/12	21.54	139.03	51.72	\$955.25	0.00	0.00	4324.55	8.97	2848.28	58.84	\$3,883.92
6/18/12 - 7/18/12	21.37	134.20	49.92	\$922.07	0.00	0.00	4017.44	8.75	2645.74	55.19	\$3,644.37
7/18/12 - 8/17/12	21.37	134.19	49.92	\$922.00	0.00	0.00	3745.99	8.46	2466.77	52.42	\$3,462.56
8/19/12 - 9/18/12	21.37	139.21	51.79	\$986.49	0.00	0.00	4043.24	8.83	2662.71	55.99	\$3,696.56
9/18/12 - 10/17/12	21.37	135.81	50.52	\$933.13	0.00	0.00	3718.88	8.51	2448.84	52.32	\$3,455.66
10/17/12 - 11/16/12	21.37	135.81	49.92	\$922.07	0.00	0.00	3761.85	8.53	2477.19	52.59	\$3,473.21
11/16/12 - 12/18/12	21.37	142.41	52.98	\$978.48	0.00	0.00	3721.59	9.04	2450.28	53.04	\$3,503.17
12/18/12 - 1/18/13	21.37	144.03	53.58	\$989.61	0.00	0.00	3684.46	4.99	2428.45	52.88	\$3,492.30
1/18/13 - 2/18/13	21.37	140.56	52.29	\$965.77	0.00	0.00	3869.01	2.00	2552.23	54.42	\$3,593.79
2/18/13 - 3/19/13	21.37	142.16	52.88	\$976.76	0.00	0.00	3500.54	1.94	2309.08	50.83	\$3,358.04
3/19/13 - 4/18/13	21.37	140.56	52.29	\$965.77	0.00	0.00	3950.87	2.02	2606.24	55.26	\$3,648.64
4/18/13 - 5/17/13	21.43	135.83	50.53	\$933.27	0.00	0.00	3346.99	1.85	2207.79	48.59	\$3,211.02
5/17/13 - 6/18/13	21.48	162.98	62.41	\$1,119.81	0.00	0.00	3919.64	2.14	2585.55	57.32	\$3,784.11
6/18/13 - 7/18/13	21.48	167.77	62.41	\$1,152.72	0.00	0.00	3844.96	2.16	2536.25	57.07	\$3,767.52
7/18/13 - 8/19/13	21.48	139.02	49.93	\$922.14	0.00	0.00	3834.02	1.91	2529.19	53.90	\$3,559.76
8/19/13 - 9/17/13	21.48	134.21	49.93	\$922.14	0.00	0.00	3320.39	1.52	2190.45	48.15	\$3,182.22
9/17/13 - 10/17/13	21.48	134.21	49.93	\$922.14	0.00	0.00	3382.98	1.33	2231.89	48.79	\$3,224.30
10/17/13 - 11/18/13	21.48	137.42	51.12	\$944.19	0.00	0.00	3613.53	1.35	2384.04	51.49	\$3,401.20
11/18/13 - 12/18/13	21.48	137.80	51.26	\$946.80	0.00	0.00	3430.29	1.36	2263.09	49.66	\$3,281.03
12/18/13 - 1/20/14	21.48	140.61	52.31	\$966.11	0.00	0.00	3844.90	1.50	2536.64	54.19	\$3,578.42
01/20/14 - 2/18/14	21.48	139.02	51.72	\$955.18	0.00	0.00	3372.19	1.46	2224.68	49.19	\$3,250.54
02/18/14 - 3/19/14	21.48	138.92	51.70	\$954.84	0.00	0.00	3247.26	1.44	2165.82	48.28	\$3,190.42
03/19/14 - 4/17/14	21.48	140.56	52.29	\$965.77	0.00	0.00	3523.80	1.47	2142.22	48.08	\$3,177.55
04/17/14 - 5/19/14	24.74	135.83	50.53	\$933.27	0.00	0.00	3613.53	1.53	2324.70	50.40	\$3,333.11
05/19/14 - 6/18/14	26.99	170.97	63.60	\$1,174.71	0.00	0.00	4712.77	2.23	3108.96	66.27	\$4,376.92
06/18/14 - 7/18/14	27.00	170.98	63.60	\$1,174.78	0.00	0.00	5194.54	2.39	3426.82	71.19	\$4,699.78
07/18/14 - 8/19/14	27.00	158.17	58.84	\$1,086.76	0.00	0.00	5151.97	2.26	3398.81	69.39	\$4,581.96
08/19/14 - 9/18/14	27.00	166.17	61.82	\$1,141.73	0.00	0.00	5509.98	2.53	3634.92	73.89	\$4,877.54
09/18/14 - 10/20/14	27.00	161.38	60.03	\$1,108.82	0.00	0.00	5033.50	2.53	3531.64	71.79	\$4,739.24
10/20/14 - 11/18/14	27.00	138.97	51.70	\$954.84	0.00	0.00	5029.42	2.28	3317.91	66.10	\$4,365.85
11/18/14 - 12/20/14	27.00	141.24	52.54	\$970.44	0.00	0.00	5941.24	2.35	3919.67	75.65	\$4,992.75
12/20/14 - 1/20/15	27.00	140.76	52.36	\$967.14	0.00	0.00	5733.50	1.07	3783.40	73.49	\$4,851.03
1/20/15 - 2/18/15	27.00	146.24	54.40	\$1,004.79	0.00	0.00	5130.68	0.44	3385.96	67.92	\$4,485.67
2/18/15 - 3/20/15	27.00	142.36	52.96	\$978.13	0.00	0.00	5946.04	0.46	3924.08	75.84	\$5,005.05
3/20/15 - 4/20/15	27.00	140.60	52.30	\$966.04	0.00	0.00	5982.89	0.00	3955.31	76.13	\$5,024.48
4/20/15 - 5/19/15	27.00	136.60	50.82	\$938.56	0.00	0.00	5549.60	0.43	3662.45	71.18	\$4,699.19
5/19/15 - 6/20/15	27.00	134.36	49.98	\$923.17	0.00	0.00	5666.66	0.42	3739.71	72.13	\$4,762.01
6/20/15 - 7/20/15	27.00	133.88	49.80	\$919.87	0.00	0.00	4523.16	0.44	2988.97	60.47	\$3,996.31
7/20/15 - 8/19/15	27.00	134.36	49.98	\$923.17	0.00	0.00	4876.56	0.43	3218.31	64.07	\$4,232.55
8/19/15 - 9/20/15	27.00	134.28	49.95	\$922.62	0.00	0.00	4718.64	0.44	3114.01	62.45	\$4,126.08
9/20/15 - 10/19/15	27.00	133.72	49.74	\$918.77	0.00	0.00	3942.53	0.42	2601.79	54.46	\$3,602.02
10/19/15 - 11/18/15	27.00	134.36	49.98	\$923.17	0.00	0.00	4093.83	0.43	2701.64	56.08	\$3,707.89