

**INVOICE**

**CBS CORPORATION - PITTSBURGH**

20 Stanwix Street, Room 1029, Pittsburgh, PA 15222  
(412) 642-4946

REMIT TO: CBS CORP. DISCONTINUED OPERATIONS, J.P. MORGAN CHASE LOCKBOX PROCESSING,  
P.O. BOX 33003, 4 CHASE METROTECH CENTER, 7<sup>TH</sup> FLOOR, BROOKLYN, NY 11245

CBS CORPORATION PNC CENTER 20 STANWIX STREET PITTSBURGH, PA 15222	SR	TAX CODE 00	YOUR ORDER NO.	IN REMITTING OR CORRESPONDING SHOW OUR	
				GENERAL ORDER NO.	INVOICE NO. AND DATE <b>2550202639</b> <b>9/1/15</b>

<b>C</b>			
<b>H</b>	ATTN: DANA J. LENGYEL	<b>S</b>	
<b>A</b>	VANPORT TOWNSHIP MUNICIPAL AUTH.	<b>H</b>	1169
<b>R</b>	285 RIVER AVENUE	<b>I</b>	
<b>G</b>	VANPORT, PA 15009	<b>P</b>	
<b>E</b>			

PERIOD OF SERVICE 7/20/15 - 8/19/15	TERMS: <b>NET 30 DAYS</b>	PRODUCT CODE ST-09-002	CONTROL DR 475.0000.1066503.000 CR 475.0000.2639963.000	PAGE NO. <b>1</b>
---	---------------------------	---------------------------	---	-------------------------

**ELECTRIC BILL FOR THE VANPORT STRIPPING TOWER. SEE ATTACHED**

<b>PLEASE PAY AMOUNT SHOWN</b>	<b>\$4,232.55</b>
--------------------------------	-------------------

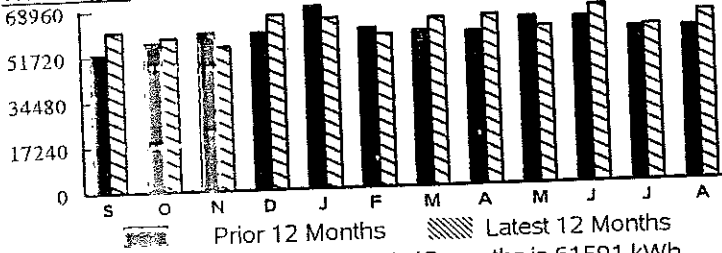
RECEIVED  
 8/27/15

#639

**Usage & Demand Information**

Next Scheduled Meter Reading Date: September 18, 2015


**kWh Usage:**



- Average Monthly Usage for the past 12 months is 61591 kWh.
- Total Annual Usage for the past 12 months is 739096 kWh.
- The average temperature for the billing period was 5 degrees warmer than last year.

The Price to Compare (PTC) for your rate class is 6.96 per kWh. It will change quarterly beginning June 1. Your actual PTC may differ based on your specific demand and usage patterns. For more information and supplier offers, visit PAPowerSwitch.com.

**Billing Demand:**



**Summary**

ST-09-002

**Prior Billing Information**

Total Amount of Last Bill	\$6,208.27
Total Payment(s) Received as of 08/19/15	-\$6,208.27
Total Amount Owed From Your Last Bill	\$0.00
DLC Basic Service Charges	\$6,566.00
<b>TOTAL ACCOUNT BALANCE PAYABLE TO DLC</b>	<b>\$6,566.00</b>

**ACTUAL METER READING BILL**

\* See pages 3 and 4 for a complete breakdown of charges.  
 For more information see www.duquesnelight.com.  
 Give to Dollar Energy Fund to help people without heat or light.  
 Make a monthly pledge at www.duquesnelight.com or send a check to Duquesne Light Hardship Fund Donations, 411 Seventh Avenue MD 15-1, Pittsburgh, PA 15219. Your gift is tax deductible.

*Ch. 475.2639963*  
*Invoice to Vaysoot Township*  
*Municipal Authority*  
*\$4,232.55*  
*Christine M. Benz*  
*8-31-15*

Estimated PA State Taxes	Late Charge After Sept 9, 2015	Payment Due	Amount Due
\$783.65	1.25%	Sept 9, 2015	\$6,566.09

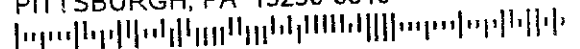
Please return this portion with your payment. Please enclose check facing forward.  
 Make payment payable to Duquesne Light Company.

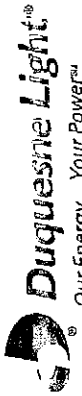
Account Number  
 4316830000

PLEASE PAY THIS AMOUNT BY SEP 9, 2015  
 \$6,566.09

VIACOM  
 DOUGLAS SPICUZZA  
 20 STANWIX ST FL 10  
 PITTSBURGH, PA 15222-1353

DUQUESNE LIGHT COMPANY  
 PAYMENT PROCESSING CENTER  
 PO BOX 10  
 PITTSBURGH, PA 15230-0010





Billing Period 1-00

Our Energy... Your Power™  
www.duquesnelight.com

ACCOUNT NUMBER: 7310000000  
Rate: GM-Medium Industrial > 25  
Date Prepared: 08/24/15  
Page 3 of 4

Service Period		Kilowatt Hour Information			Demand Readings			Demand Information				
Meter No.	Voltage	Meter Constant	From	To	Meter Readings	Present	Difference	Kilowatt Hours	On-Peak	Off-Peak	PFM	Adj. KW
G02617623	460V	160.0000	07/20/15	08/19/15	3461.4817	3860.3518	398.8701	63819.2160	0.8710	139.3600	1.2705	177.0569
<b>Total Used</b>					<b>63819.2160</b>			<b>Total Demand Billing 177.0569</b>				

Service Period		Reactive Information			Date/Time Demand Created					
Meter No.	Voltage	Meter Constant	From	To	Meter Readings	Difference	kVARh	On-Peak	Off-Peak	
G02617623	460V	160.0000	07/20/15	08/19/15	7871.7957	8184.5447	312.7490	50039.8400		
<b>Total Used</b>					<b>50039.8400</b>					

**General & Supplier Information**  
Supplier Agreement ID: 4316830175

**Duquesne Light Company Information**  
Duquesne Light's WATT CHOICES offers energy efficiency programs to help customers save money by conserving energy and reducing demand. To participate or to learn more about these programs, visit [www.wattchoices.com](http://www.wattchoices.com) or call 1-888-WATTLEY.

Need to reach us? Call (412) 393-7100 or on the web @[www.duquesnelight.com](http://www.duquesnelight.com)

Duquesne Light submits monthly credit reporting data to Dun & Bradstreet, Experian and Equifax for our commercial and industrial customers.

Please visit our website [www.duquesnelight.com](http://www.duquesnelight.com) to sign up for electric check, and to learn about other convenient payment options.

Changes in the Smart Meter charge, effective July 1, will decrease the overall monthly bill by about \$0.48 or less than 1%.

A change in the Transmission and Default Service Supply rates that went into effect 6/1 will decrease the monthly bill of an average medium industrial customer (using 30kW & 10,000 kWh) that purchases electric generation from DLC by about \$126 or 15%.

Generation/Supply prices and charges are set by the electric generation supplier you have chosen.  
The Public Utility Commission regulates distribution prices and services.  
The Federal Energy Regulatory Commission regulates transmission prices and services.

Service Period	50% of Cust Charge	Billing Demand (-) 5KW	VTMA Demand PFM = 1 37.2%	VTMA Share Of Demand Charge PFM = 1)	Energy Charge 550KW	Energy Charge 750KW	Energy Charge > 1300KW	Credits	VTMA Energy Charge 66%	Tax Adjust	VTMA Total
1/19/11 - 02/17/11	15.15	139.03	51.72	\$955.25	0.00	0.00	4221.17	0.00	2785.97	57.88	\$3,814.25
2/17/11 - 03/18/11	15.15	143.78	53.49	\$987.89	0.00	0.00	4228.04	0.00	2790.51	58.45	\$3,852.00
3/18/11 - 04/18/11	15.15	134.19	49.92	\$922.00	0.00	0.00	4368.53	0.00	2883.23	58.87	\$3,879.24
4/18/11 - 05/18/11	21.21	135.81	50.52	\$933.13	0.00	0.00	4503.89	0.00	2972.57	60.42	\$3,987.33
5/18/11 - 06/17/11	21.59	134.18	49.91	\$921.93	0.00	0.00	4387.62	0.00	2895.83	59.06	\$3,898.41
6/17/11 - 07/19/11	21.54	132.58	49.32	\$910.94	0.00	0.00	4888.01	0.00	3226.09	64.00	\$4,222.56
7/19/11 - 08/18/11	21.54	132.58	49.32	\$910.94	0.00	0.00	4328.90	0.00	2857.07	58.29	\$3,847.84
8/18/11 - 09/19/11	21.54	132.63	49.34	\$911.28	0.00	0.00	4233.62	0.00	2794.19	57.32	\$3,784.33
9/19/11 - 10/18/11	21.54	132.63	49.34	\$911.28	0.00	0.00	3710.26	0.00	2448.77	51.98	\$3,433.57
10/18/11 - 11/16/11	21.54	134.19	49.92	\$922.00	0.00	0.00	3821.97	0.00	2522.50	53.29	\$3,519.32
11/16/11 - 12/19/11	21.54	137.39	51.11	\$943.98	0.00	0.00	4211.97	0.00	2779.90	57.61	\$3,803.03
12/19/11 - 1/19/12	21.54	137.41	51.12	\$944.12	0.00	0.00	4146.02	0.00	2736.37	56.94	\$3,758.97
1/19/12 - 2/17/12	21.54	137.42	51.12	\$944.19	0.00	0.00	3843.01	0.00	2536.39	53.84	\$3,555.96
2/17/12 - 3/19/12	21.54	142.18	52.89	\$976.90	0.00	0.00	4400.58	0.00	2904.38	60.04	\$3,962.86
3/19/12 - 4/17/12	21.54	139.00	51.71	\$955.05	0.00	0.00	3927.83	8.45	2586.79	54.79	\$3,618.17
4/17/12 - 5/17/12	21.54	132.58	49.32	\$910.94	0.00	0.00	3964.18	8.22	2610.93	54.48	\$3,597.89
5/17/12 - 6/18/12	21.54	139.03	51.72	\$955.25	0.00	0.00	4324.55	8.97	2848.28	58.84	\$3,883.92
6/18/12 - 7/18/12	21.37	134.20	49.92	\$922.07	0.00	0.00	4017.44	8.75	2645.74	55.19	\$3,644.37
7/18/12 - 8/17/12	21.37	134.19	49.92	\$922.00	0.00	0.00	3745.99	8.46	2466.77	52.42	\$3,462.56
8/19/12 - 9/18/12	21.37	139.21	51.79	\$956.48	0.00	0.00	4043.24	8.83	2662.71	55.99	\$3,696.56
9/18/12 - 10/17/12	21.37	135.81	50.52	\$933.13	0.00	0.00	3718.88	8.51	2448.84	52.32	\$3,455.66
10/17/12 - 11/16/12	21.37	134.20	49.92	\$922.07	0.00	0.00	3761.85	8.53	2477.19	52.59	\$3,473.21
11/16/12 - 12/18/12	21.37	142.41	52.98	\$978.48	0.00	0.00	3721.59	9.04	2450.28	53.04	\$3,503.17
12/18/12 - 1/18/13	21.37	144.03	53.58	\$989.61	0.00	0.00	3684.46	4.99	2428.45	52.88	\$3,492.30
1/18/13 - 2/18/13	21.37	140.56	52.29	\$965.77	0.00	0.00	3869.01	2.00	2552.23	54.42	\$3,593.79
2/18/13 - 3/19/13	21.37	142.16	52.88	\$976.76	0.00	0.00	3500.54	1.94	2309.08	50.83	\$3,358.04
3/19/13 - 4/18/13	21.37	140.56	52.29	\$965.77	0.00	0.00	3950.87	2.02	2606.24	55.26	\$3,648.64
4/18/13 - 5/17/13	21.37	135.83	50.53	\$933.27	0.00	0.00	3346.99	1.85	2207.79	48.59	\$3,211.02
5/17/13 - 6/18/13	21.43	162.98	60.63	\$1,119.81	0.00	0.00	3919.64	2.14	2585.55	57.32	\$3,784.11
6/18/13 - 7/18/13	21.48	167.77	62.41	\$1,152.72	0.00	0.00	3844.96	2.16	2536.25	57.07	\$3,767.52
7/18/13 - 8/19/13	21.48	139.02	51.72	\$955.18	0.00	0.00	3834.02	1.91	2529.19	53.90	\$3,559.76
8/19/13 - 9/17/13	21.48	134.21	49.93	\$922.14	0.00	0.00	3320.39	1.52	2190.45	48.15	\$3,182.22
9/17/13 - 10/17/13	21.48	137.42	51.12	\$944.19	0.00	0.00	3382.98	1.33	2231.89	48.79	\$3,224.30
10/17/13 - 11/18/13	21.48	137.80	51.26	\$946.80	0.00	0.00	3613.53	1.35	2384.04	51.49	\$3,401.20
11/18/13 - 12/18/13	21.48	140.61	52.31	\$966.11	0.00	0.00	3430.29	1.36	2263.09	49.66	\$3,281.03
12/18/13 - 1/20/14	21.48	139.02	51.72	\$955.18	0.00	0.00	3844.90	1.36	2536.64	54.19	\$3,578.42
01/20/14 - 2/18/14	21.48	139.02	51.72	\$955.18	0.00	0.00	3372.19	1.46	2224.68	49.19	\$3,250.54
02/18/14 - 3/19/14	21.48	138.97	51.70	\$954.84	0.00	0.00	3282.99	1.44	2165.82	48.28	\$3,190.42
03/19/14 - 4/17/14	21.48	140.56	52.29	\$965.77	0.00	0.00	3247.26	1.47	2142.22	48.08	\$3,177.55
04/17/14 - 5/19/14	24.74	135.83	50.53	\$933.27	0.00	0.00	3523.80	1.53	2324.70	50.40	\$3,333.11
05/19/14 - 6/18/14	26.99	170.97	63.60	\$1,174.71	0.00	0.00	4712.77	2.23	3108.96	66.27	\$4,376.92
06/18/14 - 7/18/14	27.00	158.17	58.84	\$1,086.76	0.00	0.00	5194.54	2.39	3426.82	71.19	\$4,699.78
07/18/14 - 8/19/14	27.00	166.17	61.82	\$1,141.73	0.00	0.00	5151.97	2.26	3398.81	69.39	\$4,581.96
08/19/14 - 9/18/14	27.00	161.38	60.03	\$1,108.82	0.00	0.00	5509.98	2.53	3634.92	73.89	\$4,877.54
09/18/14 - 10/20/14	27.00	138.97	51.70	\$954.84	0.00	0.00	5353.50	2.53	3531.64	71.79	\$4,739.24
10/20/14 - 11/18/14	27.00	141.24	52.54	\$970.44	0.00	0.00	5029.42	2.28	3317.91	66.10	\$4,365.85
11/18/14 - 12/20/14	27.00	140.76	52.36	\$967.14	0.00	0.00	5941.24	2.35	3919.67	75.65	\$4,992.75
12/20/14 - 1/20/15	27.00	146.24	54.40	\$1,004.79	0.00	0.00	5733.50	1.07	3783.40	73.49	\$4,851.03
1/20/15 - 2/18/15	27.00	142.36	52.96	\$978.13	0.00	0.00	5130.68	0.44	3385.96	67.92	\$4,485.67
2/18/15 - 3/20/15	27.00	140.60	52.30	\$966.04	0.00	0.00	5946.04	0.46	3924.08	75.84	\$5,005.05
3/20/15 - 4/20/15	27.00	136.60	50.82	\$938.56	0.00	0.00	5992.89	0.00	3955.31	76.13	\$5,024.48
4/20/15 - 5/19/15	27.00	134.36	49.98	\$923.17	0.00	0.00	5549.60	0.43	3662.45	71.18	\$4,699.19
5/19/15 - 6/20/15	27.00	133.88	49.80	\$919.87	0.00	0.00	5666.66	0.44	3739.71	72.13	\$4,762.01
6/20/15 - 7/20/15	27.00	134.36	49.98	\$923.17	0.00	0.00	4529.16	0.42	2988.97	60.47	\$3,996.31
7/20/15 - 8/19/15	27.00	134.36	49.98	\$923.17	0.00	0.00	4876.56	0.43	3218.31	64.07	\$4,232.55