

INVOICE

CBS CORPORATION - DISCONTINUED OPERATIONS

20 Stanwix Street, Room 1029, Pittsburgh, PA 15222
(412) 642-4946

REMIT TO: CBS CORP. DISCONTINUED OPERATIONS, J.P. MORGAN CHASE LOCKBOX PROCESSING,
P.O. BOX 33003, 4 CHASE METROTECH CENTER, 7TH FLOOR, BROOKLYN, NY 11245

| | | | | | |
|--|----|-------------------|----------------|--|---|
| CBS CORPORATION PNC CENTER 20 STANWIX STREET PITTSBURGH, PA 15222 | SR | TAX CODE 00 | YOUR ORDER NO. | IN REMITTING OR CORRESPONDING SHOW OUR | |
| | | | | GENERAL ORDER NO. | INVOICE NO. AND DATE 2550202609 3/12/15 |

C
H ATTN: DANA J. LENGYEL S
A VANPORT TOWNSHIP MUNICIPAL AUTH. H 1169
R 285 RIVER AVENUE I
G VANPORT, PA 15009 P
E

| | | | | |
|---|---------------------------|-----------------|---|--------------------------|
| PERIOD OF SERVICE 1/20/15 - 2/18/15 | TERMS: NET 30 DAYS | PRODUCT CODE | CONTROL DR 475.0000.1066503.000 CR 475.0000.2639963.000 | PAGE NO. 1 |
|---|---------------------------|-----------------|---|--------------------------|

ELECTRIC BILL FOR THE VANPORT STRIPPING TOWER. SEE ATTACHED


| | |
|------------------------------------|-------------------|
| PLEASE PAY AMOUNT SHOWN | \$4,485.67 |
|------------------------------------|-------------------|

RECEIVED
DUQUESNE LIGHT COMPANY

Usage & Demand Information | **Summary**

Next Scheduled Meter Reading Date: March 19, 2015

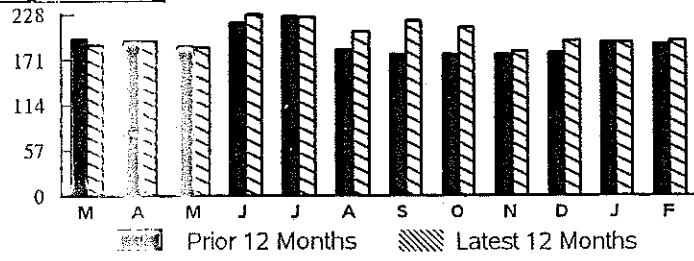
kWh Usage:



- o Average Monthly Usage for the past 12 months is 60101 kWh.
- o Total Annual Usage for the past 12 months is 721213 kWh.
- o The average temperature for the billing period was 3 degrees warmer than last year.

The Price to Compare (PTC) for your rate class is 8.24 cents/kWh. It will change every June & December. Your actual PTC may differ based on your demand & usage kWh. For more information & supplier offers visit www.oca.state.pa.us.

Billing Demand:



Prior Billing Information

| | |
|---|-------------------|
| Total Amount of Last Bill | \$7,544.19 |
| Total Payment(s) Received as of 02/10/15 | -\$7,544.19 |
| Total Amount Owed From Your Last Bill | \$0.00 |
| DLC Basic Service Charges | \$6,918.64 |
| TOTAL ACCOUNT BALANCE PAYABLE TO DLC | \$6,918.64 |

ACTUAL METER READING BILL

* See pages 3 and 4 for a complete breakdown of charges.
For more information see www.duquesnelight.com.
Give to Dollar Energy Fund to help people without heat or light. Make a monthly pledge at www.duquesnelight.com or send a check to Duquesne Light Hardship Fund Donations, 411 Seventh Avenue MD 15-1, Pittsburgh, PA 15219. Your gift is tax deductible.

Project: VANOM 2-26-15
Code: 50000
Budget: 475 - 2639963

Direct Expense:
Approved By: _____
Cr. 475. 2639963
Invoice to Vonsolt Township
Municipal Authority
\$4,485.67 Christian M. Senz

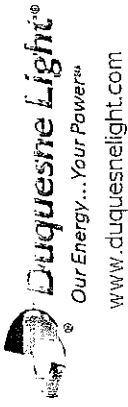
| | | | |
|--------------------------|--------------------------------|--------------|------------|
| Estimated PA State Taxes | Late Charge After Mar 10, 2015 | Payment Due | Amount Due |
| \$835.46 | 1.25% | Mar 10, 2015 | \$6,918.64 |

Please return this portion with your payment. Please enclose check facing forward.
Make payment payable to Duquesne Light Company.

Account Number 4316830000 PLEASE PAY THIS AMOUNT BY MAR 10, 2015 \$6,918.64

VIACOM
DOUGLAS SPICUZZA
20 STANWIX ST FL 10
PITTSBURGH, PA 15222-1353

DUQUESNE LIGHT COMPANY
PAYMENT PROCESSING CENTER
PO BOX 10
PITTSBURGH, PA 15230-0010



| Meter No. | | Service Period | | Kilowatt Hour Information | | | Demand Information | | | | | | | |
|-------------------|---------|----------------|----------|---------------------------|-----------|-----------|--------------------|------------|-----------------|----------|-------------------|----------|-----------------|--|
| | | | | | | | | | | | | | | |
| Meter No. | Voltage | Meter Constant | From | | To | | Meter Readings | | Kilowatt Demand | | P FM | Adj. KW | | |
| | | | 01/20/15 | 02/18/15 | 01/20/15 | 02/18/15 | On-Peak | Off-Peak | On-Peak | Off-Peak | | | | |
| G02617623 | 460V | 160.0000 | 01/20/15 | 02/18/15 | 1141.6027 | 1502.5839 | 360.9812 | 57756.9920 | 0.9140 | 146.2400 | 1.3257 | 193.8704 | | |
| Total Used | | | | | | | | | | | 57756.9920 | | 193.8704 | |

| Meter No. | | Service Period | | Reactive Information | | | Date/Time Demand Created | | | |
|-------------------|---------|----------------|----------|----------------------|-----------|-----------|--------------------------|------------|--|--|
| | | | | | | | | | | |
| Meter No. | Voltage | Meter Constant | From | | To | | Voltage | | | |
| | | | 01/20/15 | 02/18/15 | 01/20/15 | 02/18/15 | On-Peak | Off-Peak | | |
| G02617623 | 460V | 160.0000 | 01/20/15 | 02/18/15 | 5914.0528 | 6230.3362 | 316.2834 | 50605.3440 | | |
| Total Used | | | | | | | 50605.3440 | | | |

General & Supplier Information
Duquesne Light Company Information

Supplier Agreement ID: 4316830175

Duquesne Light's WATT CHOICES offers energy efficiency programs to help customers save money by conserving energy and reducing demand. To participate or to learn more about these programs, visit www.wattchoices.com or call 1-888-WATTLEY.

Need to reach us? Call (412) 393-7100 or on the web @www.duquesnelight.com

Duquesne Light submits monthly credit reporting data to Dun & Bradstreet, Experian and Equifax for our commercial and industrial customers.

Please visit our website www.duquesnelight.com to sign up for electriccheck, and to learn about other convenient payment options.

Changes in the Energy Efficiency & Conservation Surcharge, reflecting Watt Choices program costs, and the Default Service Supply rate, effective Dec. 1, increased the overall bill of an average customer (using 30 kW & 10,000 kWh) by about \$17.00 or 2.7%.

Changes to the State Tax Adjustment Surcharge and the Smart Meter Charge (see Understanding Your Bill section on page 2), both effective Jan. 1, will increase the overall monthly bill by about \$3.00 or less than 1%.

- Generation/Supply prices and charges are set by the electric generation supplier you have chosen.
- The Public Utility Commission regulates distribution prices and services.
- The Federal Energy Regulatory Commission regulates transmission prices and services.

| Service Period | 50% of Cust Charge | Billing Demand (-) 5KW | VTMA Demand PFM = 1 37.2% | VTMA Share Of Demand Charge PFM = 1 | Energy Charge 550KW | Energy Charge 750KW | Energy Charge > 1300KW | Credits | VTMA Energy Charge 66% | Tax Adjust | VTMA Total |
|---------------------|--------------------|------------------------|---------------------------|-------------------------------------|---------------------|---------------------|------------------------|---------|------------------------|------------|------------|
| | | | | | | | | | | | |
| 1/19/11 - 02/17/11 | 15.15 | 139.03 | 51.72 | \$955.25 | 0.00 | 0.00 | 4221.17 | 0.00 | 2785.97 | 57.88 | \$3,814.25 |
| 2/17/11 - 03/16/11 | 15.15 | 143.78 | 53.49 | \$987.89 | 0.00 | 0.00 | 4228.04 | 0.00 | 2780.51 | 58.45 | \$3,852.00 |
| 3/18/11 - 04/16/11 | 15.15 | 134.19 | 49.92 | \$922.00 | 0.00 | 0.00 | 4368.53 | 0.00 | 2883.23 | 58.87 | \$3,879.24 |
| 4/18/11 - 05/18/11 | 21.21 | 135.81 | 50.52 | \$933.13 | 0.00 | 0.00 | 4503.89 | 0.00 | 2972.57 | 60.42 | \$3,987.33 |
| 5/18/11 - 06/17/11 | 21.59 | 134.18 | 49.91 | \$921.93 | 0.00 | 0.00 | 4387.62 | 0.00 | 2895.83 | 59.06 | \$3,898.41 |
| 6/17/11 - 07/19/11 | 21.54 | 132.58 | 49.32 | \$910.94 | 0.00 | 0.00 | 4888.01 | 0.00 | 3226.09 | 64.00 | \$4,222.56 |
| 7/19/11 - 08/18/11 | 21.54 | 132.63 | 49.34 | \$910.94 | 0.00 | 0.00 | 4328.90 | 0.00 | 2857.07 | 58.29 | \$3,847.84 |
| 8/18/11 - 09/19/11 | 21.54 | 132.63 | 49.34 | \$911.28 | 0.00 | 0.00 | 4233.62 | 0.00 | 2794.19 | 57.32 | \$3,784.33 |
| 9/19/11 - 10/18/11 | 21.54 | 132.63 | 49.34 | \$911.28 | 0.00 | 0.00 | 3710.26 | 0.00 | 2448.77 | 51.98 | \$3,433.57 |
| 10/18/11 - 11/16/11 | 21.54 | 134.19 | 49.92 | \$922.00 | 0.00 | 0.00 | 3821.97 | 0.00 | 2522.50 | 53.29 | \$3,519.32 |
| 11/16/11 - 12/19/11 | 21.54 | 137.39 | 51.11 | \$943.98 | 0.00 | 0.00 | 4211.97 | 0.00 | 2779.90 | 57.61 | \$3,803.03 |
| 12/19/11 - 1/19/12 | 21.54 | 137.41 | 51.12 | \$944.12 | 0.00 | 0.00 | 4146.02 | 0.00 | 2736.37 | 56.94 | \$3,758.97 |
| 1/19/12 - 2/17/12 | 21.54 | 137.42 | 51.12 | \$944.19 | 0.00 | 0.00 | 3843.01 | 0.00 | 2536.39 | 53.84 | \$3,555.96 |
| 2/17/12 - 3/19/12 | 21.54 | 142.18 | 52.89 | \$976.90 | 0.00 | 0.00 | 4400.58 | 0.00 | 2904.38 | 60.04 | \$3,962.86 |
| 3/19/12 - 4/17/12 | 21.54 | 139.00 | 51.71 | \$955.05 | 0.00 | 0.00 | 3927.83 | 8.45 | 2586.79 | 54.79 | \$3,618.17 |
| 4/17/12 - 5/17/12 | 21.54 | 132.58 | 49.32 | \$910.94 | 0.00 | 0.00 | 3964.18 | 8.22 | 2810.93 | 54.48 | \$3,597.89 |
| 5/17/12 - 6/18/12 | 21.54 | 139.03 | 51.72 | \$955.25 | 0.00 | 0.00 | 4324.55 | 8.97 | 2848.28 | 58.84 | \$3,883.92 |
| 6/18/12 - 7/18/12 | 21.37 | 134.20 | 49.92 | \$922.07 | 0.00 | 0.00 | 4017.44 | 8.75 | 2845.74 | 55.19 | \$3,644.37 |
| 7/18/12 - 8/17/12 | 21.37 | 134.19 | 49.92 | \$922.00 | 0.00 | 0.00 | 3745.99 | 8.46 | 2466.77 | 52.42 | \$3,462.56 |
| 8/19/12 - 9/18/12 | 21.37 | 139.21 | 51.79 | \$956.49 | 0.00 | 0.00 | 4043.24 | 8.83 | 2662.71 | 55.99 | \$3,696.56 |
| 9/18/12 - 10/17/12 | 21.37 | 135.81 | 50.52 | \$933.13 | 0.00 | 0.00 | 3718.88 | 8.51 | 2448.84 | 52.32 | \$3,455.66 |
| 10/17/12 - 11/16/12 | 21.37 | 134.20 | 49.92 | \$922.07 | 0.00 | 0.00 | 3761.85 | 8.53 | 2477.19 | 52.59 | \$3,473.21 |
| 11/16/12 - 12/18/12 | 21.37 | 142.41 | 52.98 | \$978.48 | 0.00 | 0.00 | 3721.59 | 9.04 | 2450.28 | 53.04 | \$3,503.17 |
| 12/18/12 - 1/18/13 | 21.37 | 144.03 | 53.58 | \$989.61 | 0.00 | 0.00 | 3684.46 | 4.99 | 2428.45 | 52.88 | \$3,492.30 |
| 1/18/13 - 2/18/13 | 21.37 | 140.56 | 52.29 | \$965.77 | 0.00 | 0.00 | 3869.01 | 2.00 | 2552.23 | 54.42 | \$3,593.79 |
| 2/18/13 - 3/19/13 | 21.37 | 142.16 | 52.88 | \$976.76 | 0.00 | 0.00 | 3500.54 | 1.94 | 2309.08 | 50.83 | \$3,358.04 |
| 3/19/13 - 4/18/13 | 21.37 | 140.56 | 52.29 | \$965.77 | 0.00 | 0.00 | 3950.87 | 2.02 | 2606.24 | 55.26 | \$3,648.64 |
| 4/18/13 - 5/17/13 | 21.37 | 135.83 | 50.53 | \$933.27 | 0.00 | 0.00 | 3346.99 | 1.85 | 2207.79 | 48.59 | \$3,211.02 |
| 5/17/13 - 6/18/13 | 21.43 | 162.98 | 60.63 | \$1,119.81 | 0.00 | 0.00 | 3919.64 | 2.14 | 2585.55 | 57.32 | \$3,784.11 |
| 6/18/13 - 7/18/13 | 21.48 | 167.77 | 62.41 | \$1,152.72 | 0.00 | 0.00 | 3844.96 | 2.16 | 2536.25 | 57.07 | \$3,767.52 |
| 7/18/13 - 8/19/13 | 21.48 | 139.02 | 51.72 | \$955.18 | 0.00 | 0.00 | 3834.02 | 1.91 | 2529.19 | 53.90 | \$3,559.76 |
| 8/19/13 - 9/17/13 | 21.48 | 134.21 | 49.93 | \$922.14 | 0.00 | 0.00 | 3320.39 | 1.52 | 2190.45 | 48.15 | \$3,182.22 |
| 9/17/13 - 10/17/13 | 21.48 | 134.21 | 49.93 | \$922.14 | 0.00 | 0.00 | 3382.98 | 1.33 | 2231.89 | 48.79 | \$3,224.30 |
| 10/17/13 - 11/18/13 | 21.48 | 137.42 | 51.12 | \$944.19 | 0.00 | 0.00 | 3613.53 | 1.35 | 2384.04 | 51.49 | \$3,401.20 |
| 11/18/13 - 12/18/13 | 21.48 | 137.80 | 51.26 | \$946.80 | 0.00 | 0.00 | 3430.29 | 1.36 | 2263.09 | 49.66 | \$3,281.03 |
| 12/18/13 - 1/20/14 | 21.48 | 140.61 | 52.31 | \$966.11 | 0.00 | 0.00 | 3844.90 | 1.50 | 2536.64 | 54.19 | \$3,578.42 |
| 01/20/14 - 2/18/14 | 21.48 | 139.02 | 51.72 | \$955.18 | 0.00 | 0.00 | 3372.19 | 1.46 | 2224.68 | 49.19 | \$3,250.54 |
| 02/18/14 - 3/19/14 | 21.48 | 138.97 | 51.70 | \$954.84 | 0.00 | 0.00 | 3282.99 | 1.44 | 2165.82 | 48.28 | \$3,190.42 |
| 03/19/14 - 4/17/14 | 21.48 | 140.56 | 52.29 | \$965.77 | 0.00 | 0.00 | 3247.26 | 1.47 | 2142.22 | 48.08 | \$3,177.55 |
| 04/17/14 - 5/19/14 | 24.74 | 135.83 | 50.53 | \$933.27 | 0.00 | 0.00 | 3523.80 | 1.53 | 2324.70 | 50.40 | \$3,333.11 |
| 05/19/14 - 6/18/14 | 26.99 | 170.97 | 63.60 | \$1,174.71 | 0.00 | 0.00 | 4712.77 | 2.23 | 3108.96 | 66.27 | \$4,376.92 |
| 06/18/14 - 7/18/14 | 27.00 | 170.98 | 63.60 | \$1,174.78 | 0.00 | 0.00 | 5194.54 | 2.39 | 3426.82 | 71.19 | \$4,699.78 |
| 07/18/14 - 8/19/14 | 27.00 | 158.17 | 58.84 | \$1,086.76 | 0.00 | 0.00 | 5151.97 | 2.26 | 3398.81 | 69.39 | \$4,581.96 |
| 08/19/14 - 9/18/14 | 27.00 | 166.17 | 61.82 | \$1,141.73 | 0.00 | 0.00 | 5509.98 | 2.53 | 3634.92 | 73.89 | \$4,877.54 |
| 09/18/14 - 10/20/14 | 27.00 | 161.38 | 60.03 | \$1,108.82 | 0.00 | 0.00 | 5353.50 | 2.53 | 3531.64 | 71.79 | \$4,739.24 |
| 10/20/14 - 11/18/14 | 27.00 | 138.97 | 51.70 | \$954.84 | 0.00 | 0.00 | 5029.42 | 2.28 | 3317.91 | 66.10 | \$4,365.85 |
| 11/18/14 - 12/20/14 | 27.00 | 141.24 | 52.54 | \$970.44 | 0.00 | 0.00 | 5941.24 | 2.35 | 3919.67 | 75.65 | \$4,992.75 |
| 12/20/14 - 1/20/15 | 27.00 | 140.76 | 52.36 | \$967.14 | 0.00 | 0.00 | 5733.50 | 1.07 | 3783.40 | 73.49 | \$4,851.03 |
| 1/20/15 - 2/18/15 | 27.00 | 146.24 | 54.40 | \$1,004.79 | 0.00 | 0.00 | 5130.68 | 0.44 | 3385.96 | 67.92 | \$4,485.67 |