



**COMMONWEALTH OF PENNSYLVANIA
DEPARTMENT OF ENVIRONMENTAL PROTECTION
AIR QUALITY PROGRAM**

PLAN APPROVAL

Issue Date:

Effective Date:

Expiration Date:

In accordance with the provisions of the Air Pollution Control Act, the Act of January 8, 1960, P.L. 2119, as amended, and 25 Pa. Code Chapter 127, the Owner, [and Operator if noted] (hereinafter referred to as permittee) identified below is authorized by the Department of Environmental Protection (Department) to construct, install, modify or reactivate the air emission source(s) more fully described in the site inventory list. This Facility is subject to all terms and conditions specified in this plan approval. Nothing in this plan approval relieves the permittee from its obligations to comply with all applicable Federal, State and Local laws and regulations.

The regulatory or statutory authority for each plan approval condition is set forth in brackets. All terms and conditions in this permit are federally enforceable unless otherwise designated as "State-Only" requirements.

[Plan Approval No. 63-01011](#)

Federal Tax Id - Plant Code: 30-0528059-26

Owner Information

Name: MARKWEST LIBERTY MIDSTREAM & RESOURCES LLC
Mailing Address: 4600 JBARRY CT STE 500
CANONSBURG, PA 15317-5854

Plant Information

Plant: MARKWEST LIBERTY MIDSTREAM & RESOURCES/HARMON CREEK GAS PLT
Location: 63 Washington County 63953 Smith Township
SIC Code:

Responsible Official

Name: SAM SCHUPBACH
Title: VP OPR PROC
Phone: Email:

Plan Approval Contact Person

Name: DAVID G ETTORE
Title: ENV SPVR
Phone: (724) 873 - 2803 Email: dgettore@marathonpetroleum.com

[Signature] _____

MARK R. GOROG, P.E., ENVIRONMENTAL PROGRAM MANAGER, SOUTHWEST REGION



Plan Approval Description

The purpose of this Plan Approval is to install and operate the following air contamination sources: One (1) 260 mmscfd natural gas processing plant; One (1) 17.84 MMBtu/hr natural-gas fired regenerative heater equipped with FGR; One (1) 500-gallon methanol storage tank; Three (3) 5,000 electric-driven compressors (rod-packing venting); Four (4) Measurement Devices. This Plan Approval also intends on modifying the following air contamination sources: Fugitives; Truck Loadout; Plant Flare. Finally, the Plan Approval intends on including requirements and conditions for venting and blowdowns at the facility.

**SECTION A. Table of Contents****Section A. Facility/Source Identification**

Table of Contents
Plan Approval Inventory List

Section B. General Plan Approval Requirements

- #001 Definitions
- #002 Future Adoption of Requirements
- #003 Plan Approval Temporary Operation
- #004 Content of Applications
- #005 Public Records and Confidential Information
- #006 Plan Approval terms and conditions.
- #007 Transfer of Plan Approvals
- #008 Inspection and Entry
- #009 Plan Approval Changes for Cause
- #010 Circumvention
- #011 Submissions
- #012 Risk Management
- #013 Compliance Requirement

Section C. Site Level Plan Approval Requirements

- C-I: Restrictions
- C-II: Testing Requirements
- C-III: Monitoring Requirements
- C-IV: Recordkeeping Requirements
- C-V: Reporting Requirements
- C-VI: Work Practice Standards
- C-VII: Additional Requirements
- C-VIII: Compliance Certification
- C-IX: Compliance Schedule

Section D. Source Level Plan Approval Requirements

- D-I: Restrictions
- D-II: Testing Requirements
- D-III: Monitoring Requirements
- D-IV: Recordkeeping Requirements
- D-V: Reporting Requirements
- D-VI: Work Practice Standards
- D-VII: Additional Requirements

Note: These same sub-sections are repeated for each source!

Section E. Source Group Restrictions

- E-I: Restrictions
- E-II: Testing Requirements
- E-III: Monitoring Requirements
- E-IV: Recordkeeping Requirements
- E-V: Reporting Requirements
- E-VI: Work Practice Standards
- E-VII: Additional Requirements

Section F. Alternative Operating Scenario(s)

- F-I: Restrictions
- F-II: Testing Requirements
- F-III: Monitoring Requirements



SECTION A. Table of Contents

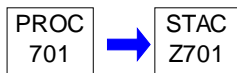
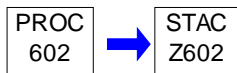
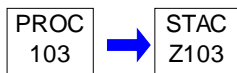
- F-IV: Recordkeeping Requirements
- F-V: Reporting Requirements
- F-VI: Work Practice Standards
- F-VII: Additional Requirements

Section G. Emission Restriction Summary

Section H. Miscellaneous

**SECTION A. Plan Approval Inventory List**

Source ID	Source Name	Capacity/Throughput	Fuel/Material
037	17.84 MMBTU/HR CRYO PLANT 2 REGEN HEATER	N/A	Natural Gas
103	3 ELECTRIC DRIVEN COMPRESSORS WITH ROD-PACKING	N/A	Natural Gas
302	500 GALLON METHANOL TANK	N/A	
404	260 MMSCFD CRYO PLANT 2	N/A	Natural Gas
602	EMERGENCY/UNCONTROLLED VENTING/BLOWDOWNS	N/A	Natural Gas
701	FUGITIVES	N/A	Natural Gas
702	TRUCK LOADOUT	N/A	Natural Gas
703	4 PLAN APPROVAL MEASUREMENT DEVICES	N/A	Natural Gas
C037	FGR		
C601	PLANT FLARE	N/A	Natural Gas
S037	17.84 MMBTU/HR CRYO PLANT 2 REGEN HEATER STACK		
Z103	3 ELECTRIC DRIVEN COMPRESSORS WITH ROD-PACKING STACK		
Z302	500 GALLON METHANOL STROAGE TANK FUGITIVES		
Z404	260 MMSCFD CRYO PLANT 2		
Z601	VENTING/BLOWDOWNS STACK		
Z602	EMERGENCY/UNCONTROLLED VENTING/BLOWDOWNS STACK		
Z701	FUGITIVES STACK		
Z703	4 MEASUREMENT DEVICES STACK		

PERMIT MAPS



PERMIT MAPS

PROC
703 → STAC
Z703

CNTL
C601 → STAC
Z601

**SECTION B. General Plan Approval Requirements****#001 [25 Pa. Code § 121.1]****Definitions**

Words and terms that are not otherwise defined in this plan approval shall have the meanings set forth in Section 3 of the Air Pollution Control Act (35 P.S. § 4003) and 25 Pa. Code § 121.1.

#002 [25 Pa. Code § 127.12b (a) (b)]**Future Adoption of Requirements**

The issuance of this plan approval does not prevent the future adoption by the Department of any rules, regulations or standards, or the issuance of orders necessary to comply with the requirements of the Federal Clean Air Act or the Pennsylvania Air Pollution Control Act, or to achieve or maintain ambient air quality standards. The issuance of this plan approval shall not be construed to limit the Department's enforcement authority.

#003 [25 Pa. Code § 127.12b]**Plan Approval Temporary Operation**

This plan approval authorizes temporary operation of the source(s) covered by this plan approval provided the following conditions are met.

(a) When construction, installation, modification, or reactivation is being conducted, the permittee shall provide written notice to the Department of the completion of the activity approved by this plan approval and the permittee's intent to commence operation at least five (5) working days prior to the completion of said activity. The notice shall state when the activity will be completed and when the permittee expects to commence operation. When the activity involves multiple sources on different time schedules, notice is required for the commencement of operation of each source.

(b) Pursuant to 25 Pa. Code § 127.12b (d), temporary operation of the source(s) is authorized to facilitate the shakedown of sources and air cleaning devices, to permit operations pending the issuance of a permit under 25 Pa. Code Chapter 127, Subchapter F (relating to operating permits) or Subchapter G (relating to Title V operating permits) or to permit the evaluation of the air contaminant aspects of the source.

(c) This plan approval authorizes a temporary operation period not to exceed 180 days from the date of commencement of operation, provided the Department receives notice from the permittee pursuant to paragraph (a), above.

(d) The permittee may request an extension of the 180-day shakedown period if further evaluation of the air contamination aspects of the source(s) is necessary. The request for an extension shall be submitted, in writing, to the Department at least 15 days prior to the end of the initial 180-day shakedown period and shall provide a description of the compliance status of the source, a detailed schedule for establishing compliance, and the reasons compliance has not been established. This temporary operation period will be valid for a limited time and may be extended for additional limited periods, each not to exceed 180 days.

(e) The notice submitted by the permittee pursuant to subpart (a) above, prior to the expiration of the plan approval, shall modify the plan approval expiration date on Page 1 of this plan approval. The new plan approval expiration date shall be 180 days from the date of commencement of operation.

#004 [25 Pa. Code § 127.12(a) (10)]**Content of Applications**

The permittee shall maintain and operate the sources and associated air cleaning devices in accordance with good engineering practice as described in the plan approval application submitted to the Department.

#005 [25 Pa. Code §§ 127.12(c) and (d) & 35 P.S. § 4013.2]**Public Records and Confidential Information**

(a) The records, reports or information obtained by the Department or referred to at public hearings shall be available to the public, except as provided in paragraph (b) of this condition.

(b) Upon cause shown by the permittee that the records, reports or information, or a particular portion thereof, but not emission data, to which the Department has access under the act, if made public, would divulge production or sales figures or methods, processes or production unique to that person or would otherwise tend to affect adversely the

**SECTION B. General Plan Approval Requirements**

competitive position of that person by revealing trade secrets, including intellectual property rights, the Department will consider the record, report or information, or particular portion thereof confidential in the administration of the act. The Department will implement this section consistent with sections 112(d) and 114(c) of the Clean Air Act (42 U.S.C.A. § § 7412(d) and 7414(c)). Nothing in this section prevents disclosure of the report, record or information to Federal, State or local representatives as necessary for purposes of administration of Federal, State or local air pollution control laws, or when relevant in a proceeding under the act.

#006 [25 Pa. Code § 127.12b]**Plan Approval terms and conditions.**

[Additional authority for this condition is derived from 25 Pa. Code Section 127.13]

(a) This plan approval will be valid for a limited time, as specified by the expiration date contained on Page 1 of this plan approval. Except as provided in § § 127.11a and 127.215 (relating to reactivation of sources; and reactivation), at the end of the time, if the construction, modification, reactivation or installation has not been completed, a new plan approval application or an extension of the previous approval will be required.

(b) If construction has commenced, but cannot be completed before the expiration of this plan approval, an extension of the plan approval must be obtained to continue construction. To allow adequate time for departmental action, a request for the extension shall be postmarked at least thirty (30) days prior to the expiration date. The request for an extension shall include the following:

- (i) A justification for the extension,
- (ii) A schedule for the completion of the construction

If construction has not commenced before the expiration of this plan approval, then a new plan approval application must be submitted and approval obtained before construction can commence.

(c) If the construction, modification or installation is not commenced within 18 months of the issuance of this plan approval or if there is more than an 18-month lapse in construction, modification or installation, a new plan approval application that meets the requirements of 25 Pa. Code Chapter 127, Subchapter B (related to plan approval requirements), Subchapter D (related to prevention of significant deterioration of air quality), and Subchapter E (related to new source review) shall be submitted. The Department may extend the 18-month period upon a satisfactory showing that an extension is justified.

#007 [25 Pa. Code § 127.32]**Transfer of Plan Approvals**

(a) This plan approval may not be transferred from one person to another except when a change of ownership is demonstrated to the satisfaction of the Department and the Department approves the transfer of the plan approval in writing.

(b) Section 127.12a (relating to compliance review) applies to a request for transfer of a plan approval. A compliance review form shall accompany the request.

(c) This plan approval is valid only for the specific source and the specific location of the source as described in the application.

#008 [25 Pa. Code § 127.12(4) & 35 P.S. § 4008 & § 114 of the CAA]**Inspection and Entry**

(a) Pursuant to 35 P.S. § 4008, no person shall hinder, obstruct, prevent or interfere with the Department or its personnel in the performance of any duty authorized under the Air Pollution Control Act.

(b) The permittee shall also allow the Department to have access at reasonable times to said sources and associated air cleaning devices with such measuring and recording equipment, including equipment recording visual observations, as the Department deems necessary and proper for performing its duties and for the effective enforcement of the Air Pollution Control Act and regulations adopted under the act.

**SECTION B. General Plan Approval Requirements**

(c) Nothing in this plan approval condition shall limit the ability of the Environmental Protection Agency to inspect or enter the premises of the permittee in accordance with Section 114 or other applicable provisions of the Clean Air Act.

#009 [25 Pa. Code 127.13a]**Plan Approval Changes for Cause**

This plan approval may be terminated, modified, suspended or revoked and reissued if one or more of the following applies:

- (a) The permittee constructs or operates the source subject to the plan approval in violation of the act, the Clean Air Act, the regulations promulgated under the act or the Clean Air Act, a plan approval or permit or in a manner that causes air pollution.
- (b) The permittee fails to properly or adequately maintain or repair an air pollution control device or equipment attached to or otherwise made a part of the source.
- (c) The permittee fails to submit a report required by this plan approval.
- (d) The Environmental Protection Agency determines that this plan approval is not in compliance with the Clean Air Act or the regulations thereunder.

#010 [25 Pa. Code §§ 121.9 & 127.216]**Circumvention**

- (a) The permittee, or any other person, may not circumvent the new source review requirements of 25 Pa. Code Chapter 127, Subchapter E by causing or allowing a pattern of ownership or development, including the phasing, staging, delaying or engaging in incremental construction, over a geographic area of a facility which, except for the pattern of ownership or development, would otherwise require a permit or submission of a plan approval application.
- (b) No person may permit the use of a device, stack height which exceeds good engineering practice stack height, dispersion technique or other technique which, without resulting in reduction of the total amount of air contaminants emitted, conceals or dilutes an emission of air contaminants which would otherwise be in violation of this plan approval, the Air Pollution Control Act or the regulations promulgated thereunder, except that with prior approval of the Department, the device or technique may be used for control of malodors.

#011 [25 Pa. Code § 127.12c]**Submissions**

Reports, test data, monitoring data, notifications shall be submitted to the:

Regional Air Program Manager
PA Department of Environmental Protection
(At the address given on the plan approval transmittal letter or otherwise notified)

#012 [25 Pa. Code § 127.12(9) & 40 CFR Part 68]**Risk Management**

- (a) If required by Section 112(r) of the Clean Air Act, the permittee shall develop and implement an accidental release program consistent with requirements of the Clean Air Act, 40 CFR Part 68 (relating to chemical accident prevention provisions) and the Federal Chemical Safety Information, Site Security and Fuels Regulatory Relief Act (P.L. 106-40).
- (b) The permittee shall prepare and implement a Risk Management Plan (RMP) which meets the requirements of Section 112(r) of the Clean Air Act, 40 CFR Part 68 and the Federal Chemical Safety Information, Site Security and Fuels Regulatory Relief Act when a regulated substance listed in 40 CFR § 68.130 is present in a process in more than the listed threshold quantity at the facility. The permittee shall submit the RMP to the Environmental Protection Agency according to the following schedule and requirements:
 - (1) The permittee shall submit the first RMP to a central point specified by the Environmental Protection Agency no later than the latest of the following:

**SECTION B. General Plan Approval Requirements**

- (i) Three years after the date on which a regulated substance is first listed under § 68.130; or,
- (ii) The date on which a regulated substance is first present above a threshold quantity in a process.

(2) The permittee shall submit any additional relevant information requested by the Department or the Environmental Protection Agency concerning the RMP and shall make subsequent submissions of RMPs in accordance with 40 CFR § 68.190.

(3) The permittee shall certify that the RMP is accurate and complete in accordance with the requirements of 40 CFR Part 68, including a checklist addressing the required elements of a complete RMP.

(c) As used in this plan approval condition, the term "process" shall be as defined in 40 CFR § 68.3. The term "process" means any activity involving a regulated substance including any use, storage, manufacturing, handling, or on-site movement of such substances or any combination of these activities. For purposes of this definition, any group of vessels that are interconnected, or separate vessels that are located such that a regulated substance could be involved in a potential release, shall be considered a single process.

#013 [25 Pa. Code § 127.25]**Compliance Requirement**

A person may not cause or permit the operation of a source subject to § 127.11 (relating to plan approval requirements), unless the source and air cleaning devices identified in the application for the plan approval and the plan approval issued to the source, are operated and maintained in accordance with specifications in the application and conditions in the plan approval issued by the Department. A person may not cause or permit the operation of an air contamination source subject to this chapter in a manner inconsistent with good operating practices.

**SECTION C. Site Level Plan Approval Requirements****I. RESTRICTIONS.****Emission Restriction(s).****# 001 [25 Pa. Code §121.7]****Prohibition of air pollution.**

No person may permit air pollution as that term is defined in the act.

002 [25 Pa. Code §123.1]**Prohibition of certain fugitive emissions**

(a) No person may permit the emission into the outdoor atmosphere of fugitive air contaminant from a source other than the following:

- (1) Construction or demolition of buildings or structures.
- (2) Grading, paving and maintenance of roads and streets.
- (3) Use of roads and streets. Emissions from material in or on trucks, railroad cars and other vehicular equipment are not considered as emissions from use of roads and streets.

(4) Clearing of land.

(5) Stockpiling of materials.

(6) Open burning operations.

(7) Blasting in open pit mines. Emissions from drilling are not considered as emissions from blasting.

(8) n/a

(9) Sources and classes of sources other than those identified in paragraphs (1)-(8), for which the operator has obtained a determination from the Department that fugitive emissions from the source, after appropriate control, meet the following requirements:

(i) the emissions are of minor significance with respect to causing air pollution; and

(ii) the emissions are not preventing or interfering with the attainment or maintenance of any ambient air quality standard.

(b) An application form for requesting a determination under either subsection (a)(9) or 129.15(c) is available from the Department. In reviewing these applications, the Department may require the applicant to supply information including, but not limited to, a description of proposed control measures, characteristics of emissions, quantity of emissions, and ambient air quality data and analysis showing the impact of the source on ambient air quality. The applicant shall be required to demonstrate that the requirements of subsections (a)(9) and (c) and 123.2 (relating to fugitive particulate matter) or of the requirements of 129.15(c) have been satisfied. Upon such demonstration, the Department will issue a determination, in writing, either as an operating permit condition, for those sources subject to permit requirements under the act, or as an order containing appropriate conditions and limitations.

(c) [See Work Practice Standards.]

(d) The requirements contained in subsection (a) and 123.2 do not apply to fugitive emissions arising from the production of agricultural commodities in their unmanufactured state on the premises of the farm operation.

003 [25 Pa. Code §123.2]**Fugitive particulate matter**

A person may not permit fugitive particulate matter to be emitted into the outdoor atmosphere from a source specified in §123.1(a)(1)—(9) (relating to prohibition of certain fugitive emissions) if the emissions are visible at the point the emissions pass outside the person's property.

004 [25 Pa. Code §123.21]**General**

(a) This section applies to sources except those subject to other provisions of this article, with respect to the control of sulfur compound emissions.

(b) No person may permit the emission into the outdoor atmosphere of sulfur oxides from a source in a manner that the concentration of the sulfur oxides, expressed as SO₂, in the effluent gas exceeds 500 parts per million, by volume, dry basis.

005 [25 Pa. Code §123.31]**Limitations**

A person may not permit the emission into the outdoor atmosphere of any malodorous air contaminants from any source, in such a manner that the malodors are detectable outside the property of the person on whose land the source is being operated.

**SECTION C. Site Level Plan Approval Requirements****# 006 [25 Pa. Code §127.12b]****Plan approval terms and conditions.**

Facility-wide emissions from all sources shall not equal or exceed the following on a 12-month rolling basis:

29.0 TPY NO_x;
 51.0 TPY CO;
 39.0 TPY VOC;
 1.0 TPY SO_x;
 9.0 TPY PM₁₀;
 9.0 TPY PM_{2.5};
 4.0 TPY Total HAPs;
 109,000 TPY CO_{2e}

007 [25 Pa. Code §127.12b]**Plan approval terms and conditions.**

The Owner/Operator shall not permit the emission into the outdoor atmosphere of any visible air contaminants that equal or exceed 10% at any time.

This condition shall not apply in any of the following instances:

- (1) When the presence of uncombined water is the only reason for failure of the emission to meet the limitations.
- (2) When the emission results from the operation of equipment used solely to train and test persons in observing the opacity of visible emissions.
- (3) When the emission results from sources specified in §123.1 (a)(1)—(9) (relating to prohibition of certain fugitive emissions).

II. TESTING REQUIREMENTS.**# 008 [25 Pa. Code §127.12b]****Plan approval terms and conditions.**

If performance testing is required, such testing shall be conducted as follows [25 Pa. Code §127.12b and §139.11]:

- (a) The permittee shall submit a pre-test protocol electronically to the Department for review at least 90 days prior to the performance of any EPA reference method stack test or portable analyzer test. The permittee may repeat portable analyzer testing without additional protocol approvals provided that the same method and equipment are used. All proposed performance test methods shall be identified in the pre-test protocol and approved by the Department prior to testing.
- (b) The permittee shall notify the Regional Air Quality Manager at least 15 days prior to any performance test so that an observer may be present at the time of the test. Notification shall also be sent to the Division of Source Testing and Monitoring. Notification shall not be made without prior receipt of a protocol acceptance letter from the Department.
- (c) A complete test report shall be submitted to the Department no later than 60 calendar days after completion of the on-site testing portion of an emission test program.
- (d) Pursuant to 25 Pa. Code §139.53(b) a complete test report shall include a summary of the emission results on the first page of the report indicating if each pollutant measured is within permitted limits and a statement of compliance or non-compliance with all applicable permit conditions. The summary results will include, at a minimum, the following information:
 - (1) A statement that the owner or operator has reviewed the report from the emissions testing body and agrees with the findings.
 - (2) Permit number(s) and condition(s) which are the basis for the evaluation.
 - (3) Summary of results with respect to each applicable permit condition.
 - (4) Statement of compliance or non-compliance with each applicable permit condition.
- (e) Pursuant to 25 Pa. Code §139.3, all submittals shall meet all applicable requirements specified in the most current version of the Department's Source Testing Manual.

**SECTION C. Site Level Plan Approval Requirements**

- (f) All testing shall be performed in accordance with the provisions of Chapter 139 of the Rules and Regulations of the Department of Environmental Protection.
- (g) All submittals shall be sent electronically to ra-epstacktesting@pa.gov, with CC: to ra-epsstacktesting@pa.gov.
- (h) The permittee shall ensure all federal reporting requirements contained in the applicable subpart of 40 CFR are followed, including timelines more stringent than those contained herein. In the event of an inconsistency or any conflicting requirements between state and the federal, the most stringent provision, term, condition, method or rule shall be used by default.

009 [25 Pa. Code §127.12b]**Plan approval terms and conditions.**

If, at any time, the Department has cause to believe that air contaminant emissions from the sources listed in this plan approval may be in excess of the limitations specified in, or established pursuant to this plan approval or the permittee's operating permit, the permittee may be required to conduct test methods and procedures deemed necessary by the Department to determine the actual emissions rate. Such testing shall be conducted in accordance with 25 Pa. Code Chapter 139, where applicable, and in accordance with any restrictions or limitations established by the Department at such time as it notifies the company that testing is required.

III. MONITORING REQUIREMENTS.**# 010 [25 Pa. Code §123.43]****Measuring techniques**

Visible emissions may be measured using either of the following:

- (1) A device approved by the Department and maintained to provide accurate opacity measurements.
- (2) Observers, trained and qualified to measure plume opacity with the naked eye or with the aid of devices approved by the Department.

011 [25 Pa. Code §127.12b]**Plan approval terms and conditions.**

Inspection of the authorized sources shall be conducted at a minimum of once per operating day. The inspection shall be conducted for the presence of the following:

- (a) Visible stack emissions;
- (b) Fugitive emissions; and
- (c) Potentially objectionable odors at the property line.

These observations are to ensure continued compliance with source-specific visible emission limitations, fugitive emissions prohibited under 25 Pa. Code §123.1 or §123.2, and malodors prohibited under 25 Pa. Code §123.31.

Observations for visible stack emissions shall be conducted during daylight hours, and all observations shall be conducted while sources are in operation.

If visible stack emissions, fugitive emissions, or potentially objectionable odors are apparent, the permittee shall take corrective action. If any visible emissions are apparent after the correction action, sources of emissions shall not start until the permittee can verify compliance with the opacity standards specified in the permit through methods prescribed in §123.43, such as EPA Method 9 readings taken by a certified visible emissions reader.

012 [25 Pa. Code §127.12b]**Plan approval terms and conditions.**

The Owner/Operator shall conduct a fractional gas analysis performed on the inlet gas to the facility at a minimum of once per quarter of each calendar year. Each sample shall be collected no sooner than 30 days from the previous sample.

**SECTION C. Site Level Plan Approval Requirements****IV. RECORDKEEPING REQUIREMENTS.****# 013 [25 Pa. Code §127.12b]****Plan approval terms and conditions.**

The permittee shall maintain the following comprehensive and accurate records:

- (1) Facility-wide emissions for NO_x, CO, SO₂, VOC, PM, PM₁₀, PM_{2.5}, any single HAP, total HAPs, and CO_{2e} per consecutive 12-month rolling period.
- (2) Results of facility-wide inspections including the date, time, name, and title of the observer, along with any corrective action taken as a result.
- (3) Results of any visible emissions observations to demonstrate compliance with the 10% opacity limit.
- (4) Copies of the manufacturers' specifications and recommended maintenance schedule (or site-specific developed maintenance schedule) for each air contamination source and air cleaning device.
- (5) All maintenance performed on each air contamination source and air cleaning device.
- (6) Records of a fractional gas analysis performed on the inlet gas to the facility at a minimum of once per quarter of each calendar year.
- (7) Hours of operation, kept on both a monthly and previous 12-month basis, for each air contamination source and air cleaning device;
- (8) Copies of the manufacturer's recommended maintenance schedule for all air contamination sources and air cleaning devices including, but not limited to, the regenerative heater and flare.
- (9) Records of any maintenance conducted on each air contamination source and air cleaning device including, but not limited to, the regenerative heater and flare.
- (10) Records of the date, time, duration, volume of natural gas released, and emissions from each blowdown and emergency shutdown at the facility. These records shall also indicate if the blowdowns and emergency shutdowns were directed to the flare or blown to the atmosphere.

[Material throughput and emission records shall be updated each month, using monthly records.]

014 [25 Pa. Code §127.12b]**Plan approval terms and conditions.**

All logs and required records shall be maintained either on site, electronically, or at an alternative location acceptable to the Department, for a minimum of five (5) years and shall be made available to the Department upon request.

V. REPORTING REQUIREMENTS.**# 015 [25 Pa. Code §127.12b]****Plan approval terms and conditions.**

In accordance with 25 Pa. Code § 135.3, the owner or operator of a facility shall submit to the Department via AES*Online or AES*XML at www.depgreenport.state.pa.us/ by March 1st of each year, a facility inventory report for the preceding calendar year for all sources regulated under this plan approval. The inventory report shall include all emissions information for all sources operated during the preceding calendar year. Emissions data including, but not limited to, the following shall be reported:

- (i) NO_x; (ii) CO; (iii) SO_x; (iv) PM₁₀; (v) PM_{2.5}; (vi) VOC;
- (vii) Speciated HAP including, but not limited to, benzene, ethyl benzene, formaldehyde, n-hexane, toluene, isomers and mixtures of xylenes, and 2,2,4-trimethylpentane;

(viii) Total HAP; (ix) CO_{2e}; (x) CH₄; and (xi) N₂O.

(c) A source owner or operator may request an extension of time from the Department for the filing of a source report, and the Department may grant the extension for reasonable cause.

016 [25 Pa. Code §127.12b]**Plan approval terms and conditions.**

(a) The owner or operator shall report each malfunction that occurs at this facility that poses an imminent and substantial danger to the public health and safety or the environment or which it should reasonably believe may result in citizen complaints to the Department. For purpose of this condition, a malfunction is defined as any sudden, infrequent, and not reasonably preventable failure of air pollution control equipment or source to operate in a normal or usual manner that may

**SECTION C. Site Level Plan Approval Requirements**

result in an increase in the emission of air contaminants. Examples of malfunctions that may result in citizen complaints include, but are not limited to, large dust plumes, heavy smoke, or a spill or release that may result in an odor detectable outside the property of the person on whose land the source is being operated.

(b) When the malfunction poses an imminent and substantial danger to the public health and safety or the environment, the notification shall be submitted to the Department no later than one hour after the incident. All other malfunctions that must be reported under subsection (a) shall be reported to the Department no later than the next business day.

(c) The report shall describe the:

- (i) Name and location of the facility;
- (ii) Nature and cause of the malfunction or breakdown;
- (iii) Time when the malfunction or breakdown was first observed;
- (iv) Expected duration of excess emissions;
- (v) Estimated rate of emissions;
- (vi) corrective actions or preventative measures taken,
- (vii) the 12-month rolling sum of emissions at the time of the malfunction event (including but not limited to: criteria pollutants, VOCs, benzene, methanol, formaldehyde, n-hexane, greenhouse gases, and total HAPs), including any emission increases that occurred as a result of the reportable malfunction event.

(d) The owner or operator shall notify the Department immediately when corrective measures have been accomplished.

(e) Subsequent to the malfunction, the owner/operator shall submit a full written report to the Department including the items identified in (c) and corrective measures taken on the malfunction within 15 days, if requested.

(f) The owner/operator shall submit reports on the operation and maintenance of the source to the Regional Air Program Manager at such intervals and in such form and detail as may be required by the Department. Information required in the reports may include, but is not limited to, process weight rates, firing rates, hours of operation, and maintenance schedules.

(g) Malfunctions shall be reported to the Department at the following address:

Pennsylvania Department of Environmental Protection
Southwest Regional Office
Air Quality Program
400 Waterfront Drive
Pittsburgh, PA 15222-4745
412-442-4000

017 [40 CFR Part 60 Standards of Performance for New Stationary Sources §40 CFR 60.4]**Subpart A - General Provisions****Address.**

The Facility is subject to New Source Performance Standards from 40 CFR Part 60 Subpart OOOOa. In accordance with 40 CFR

§60.4, copies of all requests, reports, applications, submittals and other communications regarding affected sources shall be forwarded to both EPA and the Department at the addresses listed below unless otherwise noted.

Associate Director
United States Environmental Protection Agency
Region III, Air and Radiation Division
Permits Branch (3AD10)
Four Penn Center
1600 John F. Kennedy Boulevard
Philadelphia, Pennsylvania 19103-2852

PADEP

**SECTION C. Site Level Plan Approval Requirements**

Air Quality Program
400 Waterfront Drive
Pittsburgh, PA 15222-4745

018 [40 CFR Part 60 Standards of Performance for New Stationary Sources §40 CFR 60.7]**Subpart A - General Provisions****Notification and record keeping.**

The Owner/operator shall provide EPA with the notifications required by 40 CFR §60.7. Required notifications may include but are not necessarily limited to: date of commencement of construction (within 30 days after starting construction), actual start-up date (within 15 days after equipment start-up), physical or operational changes which may increase the emission rate of any air pollutant to which a standard applies (60 days or as soon as practicable before equipment start-up), and opacity observations (within 30 days).

VI. WORK PRACTICE REQUIREMENTS.**# 019 [25 Pa. Code §123.1]****Prohibition of certain fugitive emissions**

(c) A person responsible for any source specified in subsections (a)(1) -- (7) or (9) shall take all reasonable actions to prevent particulate matter from becoming airborne. These actions shall include, but not be limited to, the following:

- (1) Use, where possible, of water or chemicals for control of dust in the demolition of buildings or structures, construction operations, the grading of roads, or the clearing of land.
- (2) Application of asphalt, oil, water or suitable chemicals on dirt roads, material stockpiles and other surfaces which may give rise to airborne dusts.
- (3) Paving and maintenance of roadways.
- (4) Prompt removal of earth or other material from paved streets onto which earth or other material has been transported by trucking or earth moving equipment, erosion by water, or other means.

020 [25 Pa. Code §127.12b]**Plan approval terms and conditions.**

The permittee shall construct, operate, and maintain all air contamination sources and air cleaning devices authorized under this Plan Approval in accordance with the manufacturer's specifications and recommended maintenance schedules, or site-specific specifications developed in accordance with good engineering practice and prior operating experience. Additionally, the owner/operator may not cause or permit the operation of an air contamination source in a manner inconsistent with good operating practices.

VII. ADDITIONAL REQUIREMENTS.**# 021 [25 Pa. Code §127.12b]****Plan approval terms and conditions.**

In instances of multiple applicable emission limitations, the most stringent emission limitation applies.

022 [25 Pa. Code §127.12b]**Plan approval terms and conditions.**

Source owners or operators shall maintain and make available upon request by the Department records including computerized records that may be necessary to comply with §§ 135.3 and 135.21 (relating to reporting; and emission statements). These may include records of production, fuel usage, maintenance of production or pollution control equipment or other information determined by the Department to be necessary for identification and quantification of potential and actual air contaminant emissions. If direct recordkeeping is not possible or practical, sufficient records shall be kept to provide the needed information by indirect means.

023 [25 Pa. Code §127.12b]**Plan approval terms and conditions.**

Each quarterly fractional gas analysis performed on the inlet gas to the facility shall be evaluated for impacts on the actual emissions from this facility.

**SECTION C. Site Level Plan Approval Requirements****# 024 [25 Pa. Code §127.12b]****Plan approval terms and conditions.**

Air contamination sources and air cleaning devices authorized for construction and/or operation under this plan approval include the following:

- One (1) 260 mmscf natural gas processing plant (Source ID 404);
- Cryo Plant 2 regenerative heater (Source ID 037): Maximum heat input of 17.84 MMBtu/hr; Equipped with flue gas recirculation (Source ID C037).
- One (1) 500-gallon methanol storage tank (Source ID 302);
- Three (3) 5,000 hp electric-driven compressors (rod-packing venting) (Source ID 103);
- Fugitives (Source ID 701)
- Truck Loadout (Source ID 702)
- Measurement Devices (Source ID 703)
- Plant Flare (Source ID C601)

025 [25 Pa. Code §127.12b]**Plan approval terms and conditions.**

Upon determination by the permittee that the source(s) covered by this Plan Approval are constructed and in compliance with all operative conditions of the Plan Approval, the permittee shall contact the Department to schedule the Initial Operating Permit Inspection.

026 [25 Pa. Code §127.12b]**Plan approval terms and conditions.**

Upon completion of the Initial Operating Permit Inspection and determination by the Department that the permittee is in compliance with all conditions of the plan approval, the permittee shall submit an application for a State Only Operating Permit (SOOP) for the Facility within 120 days to incorporate the conditions of this plan approval. The SOOP shall include air contamination sources and air cleaning devices operating within this Plan Approval as well as air contamination sources and air cleaning devices operating under GP5-63-01011B (AG5-63-00011A).

027 [25 Pa. Code §127.12b]**Plan approval terms and conditions.**

The permittee shall submit requests to extend the temporary operation periods under this Plan Approval at least 15 days prior to the expiration date of any authorized period of temporary operation.

028 [25 Pa. Code §127.12b]**Plan approval terms and conditions.**

Compliance with mass emission limits established in this authorization may be demonstrated using engineering calculations based on fuel and raw material purchase records, laboratory analyses, manufacturers specifications, source test results, production and operating records, material balance methods, and/or other applicable methods, with written Department approval.

029 [25 Pa. Code §129.14]**Open burning operations**

(a) Air basins. No person may permit the open burning of material in an air basin.

(b) Outside of air basins. No person may permit the open burning of material in an area outside of air basins in a manner that:

- (1) The emissions are visible, at any time, at the point such emissions pass outside the property of the person on whose land the open burning is being conducted.
- (2) Malodorous air contaminants from the open burning are detectable outside the property of the person on whose land the open burning is being conducted.
- (3) The emissions interfere with the reasonable enjoyment of life or property.
- (4) The emissions cause damage to vegetation or property.
- (5) The emissions are or may be deleterious to human or animal health.

**SECTION C. Site Level Plan Approval Requirements**

(c) Exceptions. The requirements of subsections (a) and (b) do not apply where the open burning operations result from:

- (1) A fire set to prevent or abate a fire hazard, when approved by the Department and set by or under the supervision of a public officer.
- (2) Any fire set for the purpose of instructing personnel in fire fighting, when approved by the Department.
- (3) A fire set for the prevention and control of disease or pests, when approved by the Department.
- (4) A fire set in conjunction with the production of agricultural commodities in their unmanufactured state on the premises of the farm operation.
- (5) A fire set for the purpose of burning domestic refuse, when the fire is on the premises of a structure occupied solely as a dwelling by two families or less and when the refuse results from the normal occupancy of the structure.
- (6) A fire set solely for recreational or ceremonial purposes.
- (7) A fire set solely for cooking food.

(d) Clearing and grubbing wastes. The following is applicable to clearing and grubbing wastes:

- (1) As used in this subsection the following terms shall have the following meanings:
 - Air curtain destructor—A mechanical device which forcefully projects a curtain of air across a pit in which open burning is being conducted so that combustion efficiency is increased and smoke and other particulate matter are contained.
 - Clearing and grubbing wastes—Trees, shrubs and other native vegetation which are cleared from land during or prior to the process of construction. The term does not include demolition wastes and dirt laden roots.
- (2) Subsection (a) notwithstanding, clearing and grubbing wastes may be burned in a basin subject to the following requirements:
 - (i) Air curtain destructors shall be used when burning clearing and grubbing wastes.
 - (ii) Each proposed use of air curtain destructors shall be reviewed and approved by the Department in writing with respect to equipment arrangement, design and existing environmental conditions prior to commencement of burning. Proposals approved under this subparagraph need not obtain plan approval or operating permits under Chapter 127 (relating to construction, modification, reactivation and operation of sources).
 - (iii) Approval for use of an air curtain destructor at one site may be granted for a specified period not to exceed 3 months, but may be extended for additional limited periods upon further approval by the Department.
 - (iv) The Department reserves the right to rescind approval granted if a determination by the Department indicates that an air pollution problem exists.
- (3) N/A
- (4) During an air pollution episode, open burning is limited by Chapter 137 (relating to air pollution episodes) and shall cease as specified in that chapter.

030 [25 Pa. Code §135.4]**Report format**

Source reports shall contain sufficient information to enable the Department to complete its emission inventory. Source reports shall be made by the source owner or operator in a format specified by the Department.

VIII. COMPLIANCE CERTIFICATION.

No additional compliance certifications exist except as provided in other sections of this plan approval including Section B (relating to Plan Approval General Requirements).

IX. COMPLIANCE SCHEDULE.

No compliance milestones exist.

**SECTION D. Source Level Plan Approval Requirements**

Source ID: 037

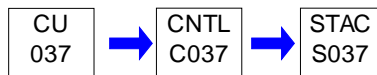
Source Name: 17.84 MMBTU/HR CRYO PLANT 2 REGEN HEATER

Source Capacity/Throughput:

N/A

Natural Gas

Conditions for this source occur in the following groups: G02
G03

**I. RESTRICTIONS.****Emission Restriction(s).****# 001 [25 Pa. Code §123.11]****Combustion units**

(a) A person may not permit the emission into the outdoor atmosphere of particulate matter from a combustion unit in excess of the following:

(1) The rate of 0.4 pound per million Btu of heat input, when the heat input to the combustion unit in millions of Btus per hour is greater than 2.5 but less than 50.

(2) The rate determined by the following formula:

$$A = 3.6E - 0.56$$

where:

A = Allowable emissions in pounds per million Btus of heat input, and

E = Heat input to the combustion unit in millions of Btus per hour,

when E is equal to or greater than 50 but less than 600.

(3) N/A

(b) N/A

[Source ID 037 has a guarantee of 0.13 pound per million Btu which satisfies this condition.]

002 [25 Pa. Code §127.12b]**Plan approval terms and conditions.**

Source ID 037 shall not exceed the following:

(1) 9 ppm_{dv} NO_x at 3% O₂

(2) 49 ppm_{dv} CO at 3% O₂

II. TESTING REQUIREMENTS.

No additional testing requirements exist except as provided in other sections of this plan approval including Section B (Plan Approval General Requirements) and/or Section E (Source Group Restrictions).

III. MONITORING REQUIREMENTS.

No additional monitoring requirements exist except as provided in other sections of this plan approval including Section B (Plan Approval General Requirements) and/or Section E (Source Group Restrictions).

IV. RECORDKEEPING REQUIREMENTS.**# 003 [25 Pa. Code §127.12b]****Plan approval terms and conditions.**

The Owner/Operator shall maintain records of the work practice standards, for a minimum of five (5) years, which shall, at a minimum, include the following:

(2) Records of annual tune-ups/inspections;

(3) Fuel consumption records on a monthly basis;

**SECTION D. Source Level Plan Approval Requirements**

- (4) The concentrations of NO_x and CO in the effluent stream in parts per million by volume, and oxygen in volume percent, measured at high fire or typical operating load, before and after the tune-up of Source ID 037;
- (5) A description of any corrective actions taken as part of the tune-up;
- (6) The date(s) the annual tune-up/inspection was conducted;
- (7) The factory calibration certification sheets for the portable analyzer;
- (8) The type and amount of fuel used over the 12 months prior to the tune-up;
- (9) Daily fuel consumption (in units of mass and heat input), kept on both a monthly and previous 12-month basis.
- (10) Records including a description of testing methods, results, regenerative heater operating data collected during tests, and a copy of the calculations performed to determine compliance with emission standards for the regenerative heater.

V. REPORTING REQUIREMENTS.

No additional reporting requirements exist except as provided in other sections of this plan approval including Section B (Plan Approval General Requirements) and/or Section E (Source Group Restrictions).

VI. WORK PRACTICE REQUIREMENTS.**# 004 [25 Pa. Code §123.22]****Combustion units**

- (a) Nonair basin areas. Combustion units in nonair basin areas must conform with the following:
 - (1) General provision. A person may not permit the emission into the outdoor atmosphere of sulfur oxides, expressed as SO₂, from a combustion unit in excess of the rate of 4 pounds per million Btu of heat input over a 1-hour period, except as provided in paragraph (4).
 - (2) N/A.
- (b) - (h) N/A.

005 [25 Pa. Code §127.12b]**Plan approval terms and conditions.**

- (a) The Owner/Operator shall conduct an annual tune-up/inspection on Source ID 037. At a minimum the tune-up/inspection shall consist of the following:
 - (1) As applicable, inspect the burner, and clean or replace any components of the burner as necessary;
 - (2) Inspect the flame pattern, as applicable, and adjust the burner as necessary to optimize the flame pattern. The adjustment should be consistent with the manufacturer's specifications, if available;
 - (3) Inspect the system controlling the air-to-fuel ratio, as applicable, and ensure that it is correctly calibrated and functioning properly;
 - (4) Optimize total emissions of CO. This optimization should be consistent with the manufacturer's specifications, if available, and with the NO_x requirement to which Source ID 037 is subject;

006 [25 Pa. Code §127.12b]**Plan approval terms and conditions.**

- (a) The Owner/Operator shall, every three years, or within an extended timeframe approved by the Department, measure the concentrations in the effluent stream of NO_x and CO in parts per million, by volume, and oxygen in volume percent, before and after the adjustments are made (measurements may be either on a dry or wet basis, as long as it is the same basis before and after the adjustments are made). Measurements may be taken using a portable analyzer as long as it is calibrated and operated according to the manufacturer's recommendations, the procedures specified in ASTM D 6522, and the following requirements:
 - (1) The portable analyzer shall undergo factory laboratory calibration and cleaning every three years.
 - (2) The portable analyzer shall have on-site calibration checks using certified calibration gases demonstrating the analyzer accuracy requirements specified in ASTM D 6522.
 - (3) In order to verify emissions, the Owner/Operator shall conduct three, twenty-minute test runs recording emissions data at least once each minute.
 - (4) Depending on concentrations observed, fresh air purges should be performed according to manufacturer's

**SECTION D. Source Level Plan Approval Requirements**

recommendations.

(5) Re-zeroing of the portable analyzer should be performed according to manufacturer's recommendations or at least before every test run.

VII. ADDITIONAL REQUIREMENTS.

No additional requirements exist except as provided in other sections of this plan approval including Section B (Plan Approval General Requirements) and/or Section E (Source Group Restrictions).

**SECTION D. Source Level Plan Approval Requirements**

Source ID: 103

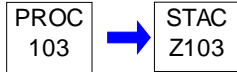
Source Name: 3 ELECTRIC DRIVEN COMPRESSORS WITH ROD-PACKING

Source Capacity/Throughput:

N/A

Natural Gas

Conditions for this source occur in the following groups: G01
G02
G03

**I. RESTRICTIONS.**

No additional requirements exist except as provided in other sections of this plan approval including Section B (Plan Approval General Requirements) and/or Section E (Source Group Restrictions).

II. TESTING REQUIREMENTS.

No additional testing requirements exist except as provided in other sections of this plan approval including Section B (Plan Approval General Requirements) and/or Section E (Source Group Restrictions).

III. MONITORING REQUIREMENTS.

No additional monitoring requirements exist except as provided in other sections of this plan approval including Section B (Plan Approval General Requirements) and/or Section E (Source Group Restrictions).

IV. RECORDKEEPING REQUIREMENTS.

No additional record keeping requirements exist except as provided in other sections of this plan approval including Section B (Plan Approval General Requirements) and/or Section E (Source Group Restrictions).

V. REPORTING REQUIREMENTS.

No additional reporting requirements exist except as provided in other sections of this plan approval including Section B (Plan Approval General Requirements) and/or Section E (Source Group Restrictions).

VI. WORK PRACTICE REQUIREMENTS.

No additional work practice requirements exist except as provided in other sections of this plan approval including Section B (Plan Approval General Requirements) and/or Section E (Source Group Restrictions).

VII. ADDITIONAL REQUIREMENTS.

No additional requirements exist except as provided in other sections of this plan approval including Section B (Plan Approval General Requirements) and/or Section E (Source Group Restrictions).

**SECTION D. Source Level Plan Approval Requirements**

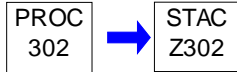
Source ID: 302

Source Name: 500 GALLON METHANOL TANK

Source Capacity/Throughput:

N/A

Conditions for this source occur in the following groups: G01
G02
G03

**I. RESTRICTIONS.**

No additional requirements exist except as provided in other sections of this plan approval including Section B (Plan Approval General Requirements) and/or Section E (Source Group Restrictions).

II. TESTING REQUIREMENTS.

No additional testing requirements exist except as provided in other sections of this plan approval including Section B (Plan Approval General Requirements) and/or Section E (Source Group Restrictions).

III. MONITORING REQUIREMENTS.

No additional monitoring requirements exist except as provided in other sections of this plan approval including Section B (Plan Approval General Requirements) and/or Section E (Source Group Restrictions).

IV. RECORDKEEPING REQUIREMENTS.**# 001 [25 Pa. Code §127.12b]****Plan approval terms and conditions.**

The permittee shall maintain records of the total throughput through the methanol storage tanks on a 12-month rolling basis.

V. REPORTING REQUIREMENTS.

No additional reporting requirements exist except as provided in other sections of this plan approval including Section B (Plan Approval General Requirements) and/or Section E (Source Group Restrictions).

VI. WORK PRACTICE REQUIREMENTS.

No additional work practice requirements exist except as provided in other sections of this plan approval including Section B (Plan Approval General Requirements) and/or Section E (Source Group Restrictions).

VII. ADDITIONAL REQUIREMENTS.

No additional requirements exist except as provided in other sections of this plan approval including Section B (Plan Approval General Requirements) and/or Section E (Source Group Restrictions).

**SECTION D. Source Level Plan Approval Requirements**

Source ID: 404

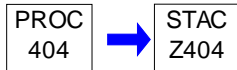
Source Name: 260 MMSCFD CRYO PLANT 2

Source Capacity/Throughput:

N/A

Natural Gas

Conditions for this source occur in the following groups: G01
G02
G03

**I. RESTRICTIONS.**

No additional requirements exist except as provided in other sections of this plan approval including Section B (Plan Approval General Requirements) and/or Section E (Source Group Restrictions).

II. TESTING REQUIREMENTS.

No additional testing requirements exist except as provided in other sections of this plan approval including Section B (Plan Approval General Requirements) and/or Section E (Source Group Restrictions).

III. MONITORING REQUIREMENTS.

No additional monitoring requirements exist except as provided in other sections of this plan approval including Section B (Plan Approval General Requirements) and/or Section E (Source Group Restrictions).

IV. RECORDKEEPING REQUIREMENTS.

No additional record keeping requirements exist except as provided in other sections of this plan approval including Section B (Plan Approval General Requirements) and/or Section E (Source Group Restrictions).

V. REPORTING REQUIREMENTS.

No additional reporting requirements exist except as provided in other sections of this plan approval including Section B (Plan Approval General Requirements) and/or Section E (Source Group Restrictions).

VI. WORK PRACTICE REQUIREMENTS.

No additional work practice requirements exist except as provided in other sections of this plan approval including Section B (Plan Approval General Requirements) and/or Section E (Source Group Restrictions).

VII. ADDITIONAL REQUIREMENTS.

No additional requirements exist except as provided in other sections of this plan approval including Section B (Plan Approval General Requirements) and/or Section E (Source Group Restrictions).

**SECTION D. Source Level Plan Approval Requirements**

Source ID: 602

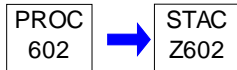
Source Name: EMERGENCY/UNCONTROLLED VENTING/BLOWDOWNS

Source Capacity/Throughput:

N/A

Natural Gas

Conditions for this source occur in the following groups: G01
G02
G03

**I. RESTRICTIONS.**

No additional requirements exist except as provided in other sections of this plan approval including Section B (Plan Approval General Requirements) and/or Section E (Source Group Restrictions).

II. TESTING REQUIREMENTS.

No additional testing requirements exist except as provided in other sections of this plan approval including Section B (Plan Approval General Requirements) and/or Section E (Source Group Restrictions).

III. MONITORING REQUIREMENTS.

No additional monitoring requirements exist except as provided in other sections of this plan approval including Section B (Plan Approval General Requirements) and/or Section E (Source Group Restrictions).

IV. RECORDKEEPING REQUIREMENTS.**# 001 [25 Pa. Code §127.12b]****Plan approval terms and conditions.**

The Owner/Operator shall maintain records of the date, time, duration, volume of natural gas released, and emissions from each unplanned and uncontrolled blowdown and emergency shutdown at the facility.

V. REPORTING REQUIREMENTS.**# 002 [25 Pa. Code §127.12b]****Plan approval terms and conditions.**

MarkWest shall report each emergency shutdown (ESD) event that occurs at this facility in accordance with the malfunction reporting requirements of Section C of this operating permit.

VI. WORK PRACTICE REQUIREMENTS.**# 003 [25 Pa. Code §127.12b]****Plan approval terms and conditions.**

The Owner/Operator shall minimize blowdown gas generated as a result of equipment maintenance and emergency shutdowns to the extent practical.

VII. ADDITIONAL REQUIREMENTS.

No additional requirements exist except as provided in other sections of this plan approval including Section B (Plan Approval General Requirements) and/or Section E (Source Group Restrictions).

**SECTION D. Source Level Plan Approval Requirements**

Source ID: 701

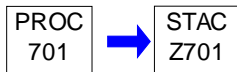
Source Name: FUGITIVES

Source Capacity/Throughput:

N/A

Natural Gas

Conditions for this source occur in the following groups: G01
G02
G03

**I. RESTRICTIONS.**

No additional requirements exist except as provided in other sections of this plan approval including Section B (Plan Approval General Requirements) and/or Section E (Source Group Restrictions).

II. TESTING REQUIREMENTS.

No additional testing requirements exist except as provided in other sections of this plan approval including Section B (Plan Approval General Requirements) and/or Section E (Source Group Restrictions).

III. MONITORING REQUIREMENTS.**# 001 [25 Pa. Code §127.12b]****Plan approval terms and conditions.**

For each fugitive emissions component constructed and authorized to operate at this facility, the following applies:

- (i) No later than 30 days after an emission source commences operation, and at least monthly thereafter, the owner or operator of a facility shall conduct an AVO inspection. An AVO inspection of the connectors shall be performed, at a minimum, on a weekly basis.
- (ii) No later than 60 days after initial startup, and at least quarterly thereafter, the owner or operator shall conduct an LDAR program using either an OGI camera, a gas leak detector that meets the requirements of 40 CFR Part 60, Appendix A-7, Method 21, or other leak detection methods approved by the Division of Source Testing and Monitoring.
- (iii) No later than 60 days after initial startup, and at least monthly thereafter, the owner or operator shall conduct an LDAR program, specifically on pumps, using either an OGI camera, a gas leak detector that meets the requirements of 40 CFR Part 60, Appendix A-7, Method 21, or other leak detection methods approved by the Division of Source Testing and Monitoring.
 - (A) The owner or operator may request, in writing, an extension of the LDAR inspection interval from the Air Program Manager of the appropriate DEP Regional Office.
 - (B) Any fugitive emissions components that are difficult-to-monitor or unsafe-to-monitor must be identified in the monitoring plan described in Condition 2(a) below.
- (iii) The detection devices must be operated and maintained in accordance with manufacturer-recommended procedures, as required by the test method, or a Department-approved method.
- (iv) A leak is defined as:
 - (A) Any positive indication, whether audible, visual, or odorous, determined during an AVO inspection;
 - (B) Any visible emissions detected by an OGI camera calibrated according to 40 CFR §60.18 and a detection sensitivity level of 60 grams/hour; or
 - (C) A concentration of 500 ppm calibrated as methane or greater detected by an instrument reading.
- (v) For inspections using a gas leak detector in accordance with 40 CFR Part 60, Appendix A-7, Method 21, the owner or operator may choose to adjust the detection instrument readings to account for the background organic concentration level as determined according to the procedures in Section 8.3.2.
- (vi) Any leak detected from a fugitive emission component shall be repaired by the owner or operator of the facility as expeditiously as practicable. A first attempt at repair must be attempted within 5 calendar days of detection, and repair must be completed no later than 15 calendar days after the leak is detected unless:
 - (A) The owner or operator must purchase parts, in which case the repair must be completed no later than 10 calendar days after the receipt of the purchased parts; or
 - (B) The repair or replacement is technically infeasible, would require a vent blowdown, a compressor station, processing

**SECTION D. Source Level Plan Approval Requirements**

plant or transmission station shutdown, or would be unsafe to repair during operation of the unit, in which case the repair or replacement must be completed during the next scheduled compressor station, processing plant or transmission station shutdown, after a planned vent blowdown or within 2 years, whichever is earlier.

(vii) Once a fugitive emission component has been repaired or replaced, the owner or operator must resurvey the component as soon as practicable, but no later than 30 calendar days after the leak is repaired.

(A) For repairs that cannot be made during the monitoring survey when the leak is initially found, either a digital photograph must be taken of the component or the component must be tagged for identification purposes.

(B) A leak is considered repaired if:

(1) There are no detectable emissions consistent with Section 8.3.2 of 40 CFR Part 60, Appendix A-7, Method 21;

(2) A leak concentration of less than 500 ppm as methane is detected when the gas leak detector probe inlet is placed at the surface of the component;

(3) There is no visible leak image when using an OGI camera calibrated at a detection sensitivity level of 60 grams/hour; or

(4) There is no bubbling at the leak interface using a soap solution bubble test specified in Section 8.3.3 of 40 CFR Part 60, Appendix A-7, Method 21.

IV. RECORDKEEPING REQUIREMENTS.**# 002 [25 Pa. Code §127.12b]****Plan approval terms and conditions.**

The permittee shall maintain the following comprehensive and accurate records:

Records of any leak detected and associated repair activity through the leak detection and repair or maintenance program.

003 [25 Pa. Code §127.12b]**Plan approval terms and conditions.**

For fugitive emissions components, the owner or operator shall maintain the following records, including information on:

(a) The fugitive emissions monitoring plan in accordance with 40 CFR §60.5397a(b) through (d).

(b) Records of each monitoring survey which must include:

(i) The facility name and location;

(ii) The state-only operating permit number;

(iii) The date, start time, and end time of the survey;

(iv) The name of the operator(s) performing the survey;

(v) The monitoring instrument used;

(vi) The ambient temperature, sky conditions, and maximum wind speed at the time of the survey;

(vii) Any deviations from the monitoring plan or a statement that there were none; and

(viii) Documentation of each fugitive emission including:

(A) The identification of each component from which fugitive emissions were detected;

(B) The instrument reading of each fugitive emissions component that meets the leak definition in Condition 1(b)(iv)(C) of this section;

(C) The status of repair of each component including:

(1) The repair methods applied in each attempt to repair the component;

(2) The tagging or digital photographing of each component not repaired during the monitoring survey in which the fugitive emissions were discovered;

(3) The reasons a component was placed on delay of repair;

(4) The date of successful repair of the component; and

(5) The information on the instrumentation or method used to resurvey the component after repair, if it was not completed during the monitoring survey in which the fugitive emissions were discovered.

004 [25 Pa. Code §127.12b]**Plan approval terms and conditions.**

Records of each monitoring survey conducted during the reporting period shall be included for any annual report required by an applicable New Source Performance Standard (NSPS) or National Emissions Standard for Hazardous Air Pollutants (NESHAP).

**SECTION D. Source Level Plan Approval Requirements**

The emissions from fugitive emissions components during the reporting period shall be included in the annual AES emissions inventory reports.

005 [25 Pa. Code §127.12b]**Plan approval terms and conditions.**

The Owner/Operator shall maintain the following records:

- (1) Record of construction documentation that indicate new and reworked valves, piping, compressor systems, and pump systems conform to American Petroleum Institute (API), American National Standards institute (ANSI), American Society of Mechanical Engineers (ASME), or equivalent code
- (2) Record of construction indicating that new underground drain piping shall be welded.
- (3) Record of construction showing that piping connections are welded, flanged, or screwed (if two-inch diameter or smaller).
- (4) A list of all difficult-to-monitor or unsafe-to-monitor components at the facility.
- (5) A record of hydraulic testing, gas testing, or gas analyzer results on new or reworked piping connections.

V. REPORTING REQUIREMENTS.

No additional reporting requirements exist except as provided in other sections of this plan approval including Section B (Plan Approval General Requirements) and/or Section E (Source Group Restrictions).

VI. WORK PRACTICE REQUIREMENTS.

No additional work practice requirements exist except as provided in other sections of this plan approval including Section B (Plan Approval General Requirements) and/or Section E (Source Group Restrictions).

VII. ADDITIONAL REQUIREMENTS.**# 006 [25 Pa. Code §127.12b]****Plan approval terms and conditions.**

Acceptable leak detection methods include any of the following:

- a. Optical gas imaging instrument. Use an optical gas imaging instrument for equipment leak detection in accordance with 40 CFR Part 60, Subpart A, §60.18 of the Alternative work practice for monitoring equipment leaks, §60.18(i)(1)(i); §60.18(i)(2)(i) except that the monitoring frequency shall be annual using the detection sensitivity level of 60 grams per hour as stated in 40 CFR Part 60, Subpart A, Table 1: Detection Sensitivity Levels; § 60.18(i)(2)(ii) and (iii) except the gas chosen shall be methane, and §60.18(i)(2)(iv) and (v); §60.18(i)(3); §60.18(i)(4)(i) and (v); including the requirements for daily instrument checks and distances, and excluding requirements for video records. Any emissions detected by the optical gas imaging instrument is a leak unless screened with Method 21 (40 CFR part 60, appendix A-7) monitoring, in which case 10,000 ppm or greater is designated a leak. In addition, you must operate the optical gas imaging instrument to image the source types required by this subpart in accordance with the instrument manufacturer's operating parameters. Unless using methods in paragraph (b) of this condition, an optical gas imaging instrument must be used for all source types that are inaccessible and cannot be monitored without elevating the monitoring personnel more than 2 meters above a support surface.
- b. Method 21. Use the equipment leak detection methods in 40 CFR part 60, appendix A-7, Method 21. If using Method 21 monitoring, if an instrument reading of 10,000 ppm or greater is measured, a leak is detected. Inaccessible emissions sources, as defined in 40 CFR Part 60, are not exempt from this subpart. Owners or operators must use alternative leak detection devices as described in paragraph (a) or (b) of this condition to monitor inaccessible equipment leaks or vented emissions.
- c. Infrared laser beam illuminated instrument. Use an infrared laser beam illuminated instrument for equipment leak detection. Any emissions detected by the infrared laser beam illuminated instrument is a leak unless screened with Method 21 monitoring, in which case 10,000 ppm or greater is designated a leak. In addition, you must operate the infrared laser beam illuminated instrument to detect the source types required by this subpart in accordance with the instrument manufacturer's operating parameters.

**SECTION D. Source Level Plan Approval Requirements**

d. Acoustic leak detection device. Use the acoustic leak detection device to detect through-valve leakage. When using the acoustic leak detection device to quantify the through-valve leakage, you must use the instrument manufacturer's calculation methods to quantify the through-valve leak. When using the acoustic leak detection device, if a leak of 3.1 scf per hour or greater is calculated, a leak is detected. In addition, you must operate the acoustic leak detection device to monitor the source valves required by 40 CFR Part 60 Subpart W in accordance with the instrument manufacturer's operating parameters. Acoustic stethoscope type devices designed to detect through valve leakage when put in contact with the valve body and that provide an audible leak signal but do not calculate a leak rate can be used to identify non-leakers with subsequent measurement required to calculate the rate if through-valve leakage is identified. Leaks are reported if a leak rate of 3.1 scf per hour or greater is measured.

007 [25 Pa. Code §127.12b]**Plan approval terms and conditions.**

New and reworked piping connections shall be welded or flanged. Screwed connections are permissible only on piping smaller than two-inch diameter. Gas or hydraulic testing of the new and reworked piping connections at no less than operating pressure shall be performed prior to returning the components to service or they shall be monitored for leaks using an approved gas analyzer within 15 days of the components being returned to service. Adjustments shall be made as necessary to obtain leak-free performance. Connectors shall be inspected by visual, audible, and/or olfactory means at least weekly by operating personnel walk-through.

Each open-ended valve or line shall be equipped with an appropriately sized cap, blind flange, plug, or a second valve to seal the line. Except during sampling, both valves shall be closed. If the isolation of equipment for hot work or the removal of a component for repair or replacement results in an open ended line or valve, it is exempt from the requirement to install a cap, blind flange, plug, or second valve for 72 hours. If the repair or replacement is not completed within 72 hours, the permit holder must complete either of the following actions within that time period;

(1) a cap, blind flange, plug, or second valve must be installed on the line or valve;

or

(2) the open-ended valve or line shall be monitored once for leaks above background for a plant or unit turnaround lasting up to 45 days with an approved gas analyzer and the results recorded. For all other situations, the open-ended valve or line shall be monitored once within the 72 hour period following the creation of the open ended line and monthly thereafter with an approved gas analyzer and the results recorded. For turnarounds and all other situations, leaks are indicated by readings of 500 ppmv and must be repaired within 24 hours or a cap, blind flange, plug, or second valve must be installed on the line or valve.

008 [25 Pa. Code §127.12b]**Plan approval terms and conditions.**

Hydraulic testing or gas testing of new and reworked piping connections, at no lower than operating pressure, shall be completed before components are returned to service. Alternatively, the components may be monitored for leaks by utilizing an approved gas analyzer within fifteen (15) days of return to services. To obtain leak-free operation, necessary adjustments shall be made.

009 [25 Pa. Code §127.12b]**Plan approval terms and conditions.**

Each open-ended line and open-ended valve shall be equipped with an appropriately sized blind flange, cap, plug, or a second valve to seal the line. Both valves shall be closed except during sampling procedures. This condition does not apply if when open-ended line or open-ended valve is out of service and properly follows lockout and tagout procedures.

010 [25 Pa. Code §127.12b]**Plan approval terms and conditions.**

For annual emissions reporting purposes, cumulative daily emissions from all components on the delay of repair list shall be estimated by multiplying by 24 the mass emission rate for each component calculated in accordance with the EPA correlation approach.

**SECTION D. Source Level Plan Approval Requirements****# 011 [25 Pa. Code §127.12b]****Plan approval terms and conditions.**

Within ten (10) days of when the most recent leaking component is added to the delay of repair list, the cumulative daily emission calculations, which include every component listed on the delay of repair list shall be updated. If the equation, below, occurs, the Owner/Operator shall notify the department within fifteen (15) days of this determination. Depending on the severity or number of tagged leaks, early shutdown, or other appropriate responses may result:

(Cumulative daily emission rate of all components on the delay of repair list)*(days until the next scheduled unit shutdown) =
(total emissions from a unit shutdown)

**SECTION D. Source Level Plan Approval Requirements**

Source ID: 702

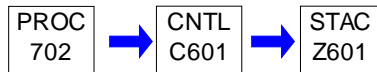
Source Name: TRUCK LOADOUT

Source Capacity/Throughput:

N/A

Natural Gas

Conditions for this source occur in the following groups: G01
G02
G03

**I. RESTRICTIONS.**

No additional requirements exist except as provided in other sections of this plan approval including Section B (Plan Approval General Requirements) and/or Section E (Source Group Restrictions).

II. TESTING REQUIREMENTS.

No additional testing requirements exist except as provided in other sections of this plan approval including Section B (Plan Approval General Requirements) and/or Section E (Source Group Restrictions).

III. MONITORING REQUIREMENTS.**# 001 [25 Pa. Code §127.12b]****Plan approval terms and conditions.**

The Owner/Operator shall monitor volume of liquids loaded from Source ID 702 on a 12-month rolling basis.

IV. RECORDKEEPING REQUIREMENTS.**# 002 [25 Pa. Code §127.12b]****Plan approval terms and conditions.**

The Owner/Operator shall maintain records of volume of liquids loaded from Source ID 702 on a 12-month rolling basis.

V. REPORTING REQUIREMENTS.

No additional reporting requirements exist except as provided in other sections of this plan approval including Section B (Plan Approval General Requirements) and/or Section E (Source Group Restrictions).

VI. WORK PRACTICE REQUIREMENTS.**# 003 [25 Pa. Code §127.12b]****Plan approval terms and conditions.**

The Owner/Operator shall maintain records of truck condensate load-out throughput on a 12-month rolling basis.

004 [25 Pa. Code §127.12b]**Plan approval terms and conditions.**

Throughputs for the truck load-out shall not exceed 220,000 gallons of condensate during any consecutive 12-month period.

005 [25 Pa. Code §127.12b]**Plan approval terms and conditions.**

Truck loadout operations shall be dedicated normal service, filled by submerged loading.

006 [25 Pa. Code §127.12b]**Plan approval terms and conditions.**

The flare shall be operated, at all times, during condensate truck loadout operations.



SECTION D. Source Level Plan Approval Requirements

VII. ADDITIONAL REQUIREMENTS.

No additional requirements exist except as provided in other sections of this plan approval including Section B (Plan Approval General Requirements) and/or Section E (Source Group Restrictions).

**SECTION D. Source Level Plan Approval Requirements**

Source ID: 703

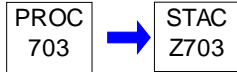
Source Name: 4 PLAN APPROVAL MEASUREMENT DEVICES

Source Capacity/Throughput:

N/A

Natural Gas

Conditions for this source occur in the following groups: G01
G02
G03

**I. RESTRICTIONS.**

No additional requirements exist except as provided in other sections of this plan approval including Section B (Plan Approval General Requirements) and/or Section E (Source Group Restrictions).

II. TESTING REQUIREMENTS.

No additional testing requirements exist except as provided in other sections of this plan approval including Section B (Plan Approval General Requirements) and/or Section E (Source Group Restrictions).

III. MONITORING REQUIREMENTS.

No additional monitoring requirements exist except as provided in other sections of this plan approval including Section B (Plan Approval General Requirements) and/or Section E (Source Group Restrictions).

IV. RECORDKEEPING REQUIREMENTS.

No additional record keeping requirements exist except as provided in other sections of this plan approval including Section B (Plan Approval General Requirements) and/or Section E (Source Group Restrictions).

V. REPORTING REQUIREMENTS.

No additional reporting requirements exist except as provided in other sections of this plan approval including Section B (Plan Approval General Requirements) and/or Section E (Source Group Restrictions).

VI. WORK PRACTICE REQUIREMENTS.

No additional work practice requirements exist except as provided in other sections of this plan approval including Section B (Plan Approval General Requirements) and/or Section E (Source Group Restrictions).

VII. ADDITIONAL REQUIREMENTS.

No additional requirements exist except as provided in other sections of this plan approval including Section B (Plan Approval General Requirements) and/or Section E (Source Group Restrictions).

**SECTION D. Source Level Plan Approval Requirements**

Source ID: C601

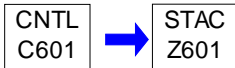
Source Name: PLANT FLARE

Source Capacity/Throughput:

N/A

Natural Gas

Conditions for this source occur in the following groups: G01
G02
G03

**I. RESTRICTIONS.****Emission Restriction(s).****[25 Pa. Code §127.12b]****Plan approval terms and conditions.**

Emissions of VOC from the flare stack shall not exceed 14.0 tons during any consecutive 12-month period, updated monthly.

II. TESTING REQUIREMENTS.

No additional testing requirements exist except as provided in other sections of this plan approval including Section B (Plan Approval General Requirements) and/or Section E (Source Group Restrictions).

III. MONITORING REQUIREMENTS.**[25 Pa. Code §127.12b]****Plan approval terms and conditions.**

The Owner/Operator shall monitor:

- (1) Daily fuel consumption (in units of mass and heat input).
- (2) Daily gas throughput and heat content.

IV. RECORDKEEPING REQUIREMENTS.**[25 Pa. Code §127.12b]****Plan approval terms and conditions.**

The permittee shall maintain the following comprehensive and accurate records:

- (1) Daily fuel consumption (in units of mass and heat input), kept on both a monthly and previous 12-month basis;
- (2) Daily gas throughput and heat content, kept on both a monthly and previous 12-month basis.

V. REPORTING REQUIREMENTS.

No additional reporting requirements exist except as provided in other sections of this plan approval including Section B (Plan Approval General Requirements) and/or Section E (Source Group Restrictions).

VI. WORK PRACTICE REQUIREMENTS.**[25 Pa. Code §127.12b]****Plan approval terms and conditions.**

The Owner/Operator shall operate the flare in accordance with manufacturer specifications and the manufacturer's recommended operating parameters to minimize emission of air pollutants.

**SECTION D. Source Level Plan Approval Requirements****VII. ADDITIONAL REQUIREMENTS.****[40 CFR Part 60 Standards of Performance for New Stationary Sources §40 CFR 60.18]****Subpart A - General Provisions****General control device requirements.**

(a) Introduction.

(1) This section contains requirements for control devices used to comply with applicable subparts of 40 CFR parts 60 and 61. The requirements are placed here for administrative convenience and apply only to facilities covered by subparts referring to this section.

(2) N/A

(b) Flares. Paragraphs (c) through (f) apply to flares.

(c) (1) Flares shall be designed for and operated with no visible emissions as determined by the methods specified in paragraph (f), except for periods not to exceed a total of 5 minutes during any 2 consecutive hours.

(2) Flares shall be operated with a flame present at all times, as determined by the methods specified in paragraph (f).

(3) An owner/operator has the choice of adhering to either the heat content specifications in paragraph (c)(3)(ii) of this section and the maximum tip velocity specifications in paragraph (c)(4) of this section, or adhering to the requirements in paragraph (c)(3)(i) of this section.

(i) (A) Flares shall be used that have a diameter of 3 inches or greater, are nonassisted, have a hydrogen content of 8.0 percent (by volume), or greater, and are designed for and operated with an exit velocity less than 37.2 m/sec (122 ft/sec) and less than the velocity, V_{max} , as determined by the following equation:

$$V_{max} = (XH_2 - K_1) * K_2$$

Where:

V_{max} = Maximum permitted velocity, m/sec.

K_1 = Constant, 6.0 volume-percent hydrogen.

K_2 = Constant, 3.9(m/sec)/volume-percent hydrogen.

XH_2 = The volume-percent of hydrogen, on a wet basis, as calculated by using the American Society for Testing and Materials (ASTM) Method D1946-77. (Incorporated by reference as specified in § 60.17).

(B) The actual exit velocity of a flare shall be determined by the method specified in paragraph (f)(4) of this section.

(ii) Flares shall be used only with the net heating value of the gas being combusted being 11.2 MJ/scm (300 Btu/scf) or greater if the flare is steam-assisted or air-assisted; or with the net heating value of the gas being combusted being 7.45 MJ/scm (200 Btu/scf) or greater if the flare is nonassisted. The net heating value of the gas being combusted shall be determined by the methods specified in paragraph (f)(3) of this section.

(4) (i) Steam-assisted and nonassisted flares shall be designed for and operated with an exit velocity, as determined by the methods specified in paragraph (f)(4) of this section, less than 18.3 m/sec (60 ft/sec), except as provided in paragraphs (c)(4) (ii) and (iii) of this section.

(ii) Steam-assisted and nonassisted flares designed for and operated with an exit velocity, as determined by the methods specified in paragraph (f)(4), equal to or greater than 18.3 m/sec (60 ft/sec) but less than 122 m/sec (400 ft/sec) are allowed if the net heating value of the gas being combusted is greater than 37.3 MJ/scm (1,000 Btu/scf).

(iii) Steam-assisted and nonassisted flares designed for and operated with an exit velocity, as determined by the methods

**SECTION D. Source Level Plan Approval Requirements**

specified in paragraph (f)(4), less than the velocity, V_{max} , as determined by the method specified in paragraph (f)(5), and less than 122 m/sec (400 ft/sec) are allowed.

(5) Air-assisted flares shall be designed and operated with an exit velocity less than the velocity, V_{max} , as determined by the method specified in paragraph (f)(6).

(6) Flares used to comply with this section shall be steam-assisted, air-assisted, or nonassisted.

(d) Owners or operators of flares used to comply with the provisions of this subpart shall monitor these control devices to ensure that they are operated and maintained in conformance with their designs. Applicable subparts will provide provisions stating how owners or operators of flares shall monitor these control devices.

(e) Flares used to comply with provisions of this subpart shall be operated at all times when emissions may be vented to them.

(f) (1) Method 22 of appendix A to this part shall be used to determine the compliance of flares with the visible emission provisions of this subpart. The observation period is 2 hours and shall be used according to Method 22.

(2) The presence of a flare pilot flame shall be monitored using a thermocouple or any other equivalent device to detect the presence of a flame.

(3) The net heating value of the gas being combusted in a flare shall be calculated using the following equation:

$$HT = K * \text{Sum (For } i=1 \text{ to } i=n) C_i * H_i$$

where:

HT = Net heating value of the sample, MJ/scm; where the net enthalpy per mole of offgas is based on combustion at 25 °C and 760 mm Hg, but the standard temperature for determining the volume corresponding to one mole is 20 °C;

$K = (1.740 * 10^{-7}) (1/\text{ppm}) (\text{g mole}/\text{scm}) (\text{MJ}/\text{kcal})$
where the standard temperature for (g mole/scm) is 20 Degrees C

C_i = Concentration of sample component i in ppm on a wet basis, as measured for organics by Reference Method 18 and measured for hydrogen and carbon monoxide by ASTM D1946-77 or 90 (Reapproved 1994) (Incorporated by reference as specified in § 60.17); and

H_i = Net heat of combustion of sample component i , kcal/g mole at 25 °C and 760 mm Hg. The heats of combustion may be determined using ASTM D2382-76 or 88 or D4809-95 (incorporated by reference as specified in § 60.17) if published values are not available or cannot be calculated.

(4) The actual exit velocity of a flare shall be determined by dividing the volumetric flowrate (in units of standard temperature and pressure), as determined by Reference Methods 2, 2A, 2C, or 2D as appropriate; by the unobstructed (free) cross sectional area of the flare tip.

(5) The maximum permitted velocity, V_{max} , for flares complying with paragraph (c)(4)(iii) shall be determined by the following equation.

$$\text{Log}_{10} (V_{max}) = (HT + 28.8)/31.7$$

V_{max} = Maximum permitted velocity, M/sec

28.8 = Constant

31.7 = Constant

**SECTION D. Source Level Plan Approval Requirements**

HT = The net heating value as determined in paragraph (f)(3).

(6) The maximum permitted velocity, V_{max} , for air-assisted flares shall be determined by the following equation.

$$V_{max} = 8.706 + 0.7084 (HT)$$

V_{max} = Maximum permitted velocity, m/sec

8.706 = Constant

0.7084 = Constant

HT = The net heating value as determined in paragraph (f)(3).

(g) - (i) N/A.

[51 FR 2701, Jan. 21, 1986, as amended at 63 FR 24444, May 4, 1998; 65 FR 61752, Oct. 17, 2000; 73 FR 78209, Dec. 22, 2008]

**SECTION E. Source Group Plan Approval Restrictions.**

Group Name: G01

Group Description: Non-Combustion Emission Sources

Sources included in this group

ID	Name
103	3 ELECTRIC DRIVEN COMPRESSORS WITH ROD-PACKING
302	500 GALLON METHANOL TANK
404	260 MMSCFD CRYO PLANT 2
602	EMERGENCY/UNCONTROLLED VENTING/BLOWDOWNS
701	FUGITIVES
702	TRUCK LOADOUT
703	4 PLAN APPROVAL MEASUREMENT DEVICES
C601	PLANT FLARE

I. RESTRICTIONS.**Emission Restriction(s).**

001 [25 Pa. Code §123.13]

Processes

Particulate matter emissions into the outdoor atmosphere from any process shall not exceed 0.04 gr/dscf as specified in 25 Pa. Code § 123.13(c)(1)(i).

002 [25 Pa. Code §123.21]

General

(a) N/A.

(b) No person may permit the emission into the outdoor atmosphere of sulfur oxides from a source in a manner that the concentration of the sulfur oxides, expressed as SO₂, in the effluent gas exceeds 500 parts per million, by volume, dry basis.

II. TESTING REQUIREMENTS.

No additional testing requirements exist except as provided in other sections of this plan approval including Section B (Plan Approval General Requirements).

III. MONITORING REQUIREMENTS.

No additional monitoring requirements exist except as provided in other sections of this plan approval including Section B (Plan Approval General Requirements).

IV. RECORDKEEPING REQUIREMENTS.

No additional record keeping requirements exist except as provided in other sections of this plan approval including Section B (Plan Approval General Requirements).

V. REPORTING REQUIREMENTS.

No additional reporting requirements exist except as provided in other sections of this plan approval including Section B (Plan Approval General Requirements).

VI. WORK PRACTICE REQUIREMENTS.

No additional work practice requirements exist except as provided in other sections of this plan approval including Section B (Plan Approval General Requirements).

**SECTION E. Source Group Plan Approval Restrictions.****VII. ADDITIONAL REQUIREMENTS.**

No additional requirements exist except as provided in other sections of this plan approval including Section B (Plan Approval General Requirements).

**SECTION E. Source Group Plan Approval Restrictions.**

Group Name: G02

Group Description: Sources Subject o Subpart OOOOa

Sources included in this group

ID	Name
037	17.84 MMBTU/HR CRYO PLANT 2 REGEN HEATER
103	3 ELECTRIC DRIVEN COMPRESSORS WITH ROD-PACKING
302	500 GALLON METHANOL TANK
404	260 MMSCFD CRYO PLANT 2
602	EMERGENCY/UNCONTROLLED VENTING/BLOWDOWNS
701	FUGITIVES
702	TRUCK LOADOUT
703	4 PLAN APPROVAL MEASUREMENT DEVICES
C601	PLANT FLARE

I. RESTRICTIONS.

No additional requirements exist except as provided in other sections of this plan approval including Section B (Plan Approval General Requirements).

II. TESTING REQUIREMENTS.

No additional testing requirements exist except as provided in other sections of this plan approval including Section B (Plan Approval General Requirements).

III. MONITORING REQUIREMENTS.

No additional monitoring requirements exist except as provided in other sections of this plan approval including Section B (Plan Approval General Requirements).

IV. RECORDKEEPING REQUIREMENTS.**# 001 [40 CFR Part 60 Standards of Performance for New Stationary Sources §40 CFR 60.5421a]****Subpart OOOOa - Standards of Performance for Crude Oil and Natural Gas Facilities for which Construction, Modification or Reconstruction Commenced After September 18, 2015****What are my additional recordkeeping requirements for my affected facility subject to GHG and VOC requirements for onshore natural gas processing plants?**

(a) You must comply with the requirements of paragraph (b) of this section in addition to the requirements of § 60.486a.

(b) The following recordkeeping requirements apply to pressure relief devices subject to the requirements of § 60.5401a(b)(1).

(1) When each leak is detected as specified in § 60.5401a(b)(2), a weatherproof and readily visible identification, marked with the equipment identification number, must be attached to the leaking equipment. The identification on the pressure relief device may be removed after it has been repaired.

(2) When each leak is detected as specified in § 60.5401a(b)(2), the information specified in paragraphs (b)(2)(i) through (x) of this section must be recorded in a log and shall be kept for 2 years in a readily accessible location:

(i) The instrument and operator identification numbers and the equipment identification number.

(ii) The date the leak was detected and the dates of each attempt to repair the leak.

(iii) Repair methods applied in each attempt to repair the leak.

(iv) "Above 500 ppm" if the maximum instrument reading measured by the methods specified in § 60.5400a(d) after each repair attempt is 500 ppm or greater.

(v) "Repair delayed" and the reason for the delay if a leak is not repaired within 15 calendar days after discovery of the leak.

**SECTION E. Source Group Plan Approval Restrictions.**

- (vi) The signature of the owner or operator (or designate) whose decision it was that repair could not be effected without a process shutdown.
- (vii) The expected date of successful repair of the leak if a leak is not repaired within 15 days.
- (viii) Dates of process unit shutdowns that occur while the equipment is unrepaired.
- (ix) The date of successful repair of the leak.
- (x) A list of identification numbers for equipment that are designated for no detectable emissions under the provisions of § 60.482-4a(a). The designation of equipment subject to the provisions of § 60.482-4a(a) must be signed by the owner or operator.

V. REPORTING REQUIREMENTS.**# 002 [40 CFR Part 60 Standards of Performance for New Stationary Sources §40 CFR 60.5420a]****Subpart OOOOa - Standards of Performance for Crude Oil and Natural Gas Facilities for which Construction, Modification or Reconstruction Commenced After September 18, 2015****What are my notification, reporting, and recordkeeping requirements?**

(a) Notifications. You must submit the notifications according to paragraphs (a)(1) and (2) of this section if you own or operate one or more of the affected facilities specified in § 60.5365a that was constructed, modified, or reconstructed during the reporting period.

(1) If you own or operate an affected facility that is the group of all equipment within a process unit at an onshore natural gas processing plant, or a sweetening unit, you must submit the notifications required in §§ 60.7(a)(1), (3), and (4) and 60.15(d). If you own or operate a well, centrifugal compressor, reciprocating compressor, pneumatic controller, pneumatic pump, storage vessel, collection of fugitive emissions components at a well site, or collection of fugitive emissions components at a compressor station, you are not required to submit the notifications required in §§ 60.7(a)(1), (3), and (4) and 60.15(d).

(2) N/A

(b) Reporting requirements. You must submit annual reports containing the information specified in paragraphs (b)(1) through (8) and (12) of this section and performance test reports as specified in paragraph (b)(9) or (10) of this section, if applicable. You must submit annual reports following the procedure specified in paragraph (b)(11) of this section. The initial annual report is due no later than 90 days after the end of the initial compliance period as determined according to § 60.5410a. Subsequent annual reports are due no later than same date each year as the initial annual report. If you own or operate more than one affected facility, you may submit one report for multiple affected facilities provided the report contains all of the information required as specified in paragraphs (b)(1) through (8) and (12) of this section. Annual reports may coincide with title V reports as long as all the required elements of the annual report are included. You may arrange with the Administrator a common schedule on which reports required by this part may be submitted as long as the schedule does not extend the reporting period.

(1) The general information specified in paragraphs (b)(1)(i) through (iv) of this section is required for all reports.

(i) The company name, facility site name associated with the affected facility, U.S. Well ID or U.S. Well ID associated with the affected facility, if applicable, and address of the affected facility. If an address is not available for the site, include a description of the site location and provide the latitude and longitude coordinates of the site in decimal degrees to an accuracy and precision of five (5) decimals of a degree using the North American Datum of 1983.

(ii) An identification of each affected facility being included in the annual report.

(iii) Beginning and ending dates of the reporting period.

(iv) A certification by a certifying official of truth, accuracy, and completeness. This certification shall state that, based on information and belief formed after reasonable inquiry, the statements and information in the document are true, accurate, and complete.

**SECTION E. Source Group Plan Approval Restrictions.**

(2) – (3) N/A

(4) For each reciprocating compressor affected facility, the information specified in paragraphs (b)(4)(i) through (iii) of this section.

(i) The cumulative number of hours of operation or the number of months since initial startup, since August 2, 2016, or since the previous reciprocating compressor rod packing replacement, whichever is latest. Alternatively, a statement that emissions from the rod packing are being routed to a process through a closed vent system under negative pressure.

(ii) If applicable, for each deviation that occurred during the reporting period and recorded as specified in paragraph (c)(3)(iii) of this section, the date and time the deviation began, duration of the deviation and a description of the deviation.

(iii) If required to comply with § 60.5385a(a)(3), the information in paragraphs (b)(4)(iii)(A) through (C) of this section.

(A) Dates of each inspection required under § 60.5416a(a) and (b);

(B) Each defect or leak identified during each inspection, and date of repair or date of anticipated repair if repair is delayed; and

(C) Date and time of each bypass alarm or each instance the key is checked out if you are subject to the bypass requirements of § 60.5416a(a)(4).

(5) – (8) N/A

(9) Within 60 days after the date of completing each performance test (see § 60.8) required by this subpart, except testing conducted by the manufacturer as specified in § 60.5413a(d), you must submit the results of the performance test following the procedure specified in either paragraph (b)(9)(i) or (ii) of this section.

(i) For data collected using test methods supported by the EPA's Electronic Reporting Tool (ERT) as listed on the EPA's ERT website (<https://www.epa.gov/electronic-reporting-air-emissions/electronic-reporting-tool-ert>) at the time of the test, you must submit the results of the performance test to the EPA via the Compliance and Emissions Data Reporting Interface (CEDRI), except as outlined in this paragraph (b)(9)(i). (CEDRI can be accessed through the EPA's Central Data Exchange (CDX) (<https://cdx.epa.gov/>.) The EPA will make all the information submitted through CEDRI available to the public without further notice to you. Do not use CEDRI to submit information you claim as confidential business information (CBI). Anything submitted using CEDRI cannot later be claimed CBI. Performance test data must be submitted in a file format generated through the use of the EPA's ERT or an alternate electronic file format consistent with the extensible markup language (XML) schema listed on the EPA's ERT website. Although we do not expect persons to assert a claim of CBI, if you wish to assert a CBI claim, you must submit a complete file generated through the use of the EPA's ERT or an alternate electronic file consistent with the XML schema listed on the EPA's ERT website, including information claimed to be CBI, on a compact disc, flash drive, or other commonly used electronic storage media to the EPA. The electronic media must be clearly marked as CBI and mailed to U.S. EPA/OAQPS/CORE CBI Office, Attention: Group Leader, Measurement Policy Group, MD C404-02, 4930 Old Page Rd., Durham, NC 27703. The same ERT or alternate file with the CBI omitted must be submitted to the EPA via the EPA's CDX as described earlier in this paragraph (b)(9)(i). All CBI claims must be asserted at the time of submission. Furthermore, under CAA section 114(c), emissions data is not entitled to confidential treatment, and the EPA is required to make emissions data available to the public. Thus, emissions data will not be protected as CBI and will be made publicly available.

(ii) For data collected using test methods that are not supported by the EPA's ERT as listed on the EPA's ERT website at the time of the test, you must submit the results of the performance test to the Administrator at the appropriate address listed in § 60.4.

(10) N/A

(11) You must submit reports to the EPA via CEDRI, except as outlined in this paragraph (b)(11). (CEDRI can be accessed through the EPA's CDX (<https://cdx.epa.gov/>.) The EPA will make all the information submitted through CEDRI available to the public without further notice to you. Do not use CEDRI to submit information you claim as CBI. Anything submitted using CEDRI cannot later be claimed CBI. You must use the appropriate electronic report in CEDRI for this subpart or an alternate

**SECTION E. Source Group Plan Approval Restrictions.**

electronic file format consistent with the extensible markup language (XML) schema listed on the CEDRI website (<https://www.epa.gov/electronic-reporting-air-emissions/cedri/>). If the reporting form specific to this subpart is not available in CEDRI at the time that the report is due, you must submit the report to the Administrator at the appropriate address listed in § 60.4. Once the form has been available in CEDRI for at least 90 calendar days, you must begin submitting all subsequent reports via CEDRI. The reports must be submitted by the deadlines specified in this subpart, regardless of the method in which the reports are submitted. Although we do not expect persons to assert a claim of CBI, if you wish to assert a CBI claim, submit a complete report generated using the appropriate form in CEDRI or an alternate electronic file consistent with the XML schema listed on the EPA's CEDRI website, including information claimed to be CBI, on a compact disc, flash drive, or other commonly used electronic storage medium to the EPA. The electronic medium shall be clearly marked as CBI and mailed to U.S. EPA/OAQPS/CORE CBI Office, Attention: Group Leader, Fuels and Incineration Group, MD C404-02, 4930 Old Page Rd., Durham, NC 27703. The same file with the CBI omitted shall be submitted to the EPA via CEDRI. All CBI claims must be asserted at the time of submission. Furthermore, under CAA section 114(c), emissions data is not entitled to confidential treatment, and the EPA is required to make emissions data available to the public. Thus, emissions data will not be protected as CBI and will be made publicly available.

(12) N/A

(13) If you are required to electronically submit a report through CEDRI in the EPA's CDX, you may assert a claim of EPA system outage for failure to timely comply with the reporting requirement. To assert a claim of EPA system outage, you must meet the requirements outlined in paragraphs (b)(13)(i) through (vii) of this section.

(i) You must have been or will be precluded from accessing CEDRI and submitting a required report within the time prescribed due to an outage of either the EPA's CEDRI or CDX systems.

(ii) The outage must have occurred within the period of time beginning 5 business days prior to the date that the submission is due.

(iii) The outage may be planned or unplanned.

(iv) You must submit notification to the Administrator in writing as soon as possible following the date you first knew, or through due diligence should have known, that the event may cause or caused a delay in reporting.

(v) You must provide to the Administrator a written description identifying:

(A) The date(s) and time(s) when CDX or CEDRI was accessed and the system was unavailable;

(B) A rationale for attributing the delay in reporting beyond the regulatory deadline to the EPA system outage;

(C) Measures taken or to be taken to minimize the delay in reporting; and

(D) The date by which you propose to report, or if you have already met the reporting requirement at the time of the notification, the date you reported.

(vi) The decision to accept the claim of EPA system outage and allow an extension to the reporting deadline is solely within the discretion of the Administrator.

(vii) In any circumstance, the report must be submitted electronically as soon as possible after the outage is resolved.

(14) If you are required to electronically submit a report through CEDRI in the EPA's CDX, the owner or operator may assert a claim of force majeure for failure to timely comply with the reporting requirement. To assert a claim of force majeure, you must meet the requirements outlined in paragraphs (b)(14)(i) through (v) of this section.

(i) You may submit a claim if a force majeure event is about to occur, occurs, or has occurred or there are lingering effects from such an event within the period of time beginning 5 business days prior to the date the submission is due. For the purposes of this section, a force majeure event is defined as an event that will be or has been caused by circumstances beyond the control of the affected facility, its contractors, or any entity controlled by the affected facility that prevents you from complying with the requirement to submit a report electronically within the time period prescribed. Examples of such events

**SECTION E. Source Group Plan Approval Restrictions.**

are acts of nature (e.g., hurricanes, earthquakes, or floods), acts of war or terrorism, or equipment failure or safety hazard beyond the control of the affected facility (e.g., large scale power outage).

(ii) You must submit notification to the Administrator in writing as soon as possible following the date you first knew, or through due diligence should have known, that the event may cause or caused a delay in reporting.

(iii) You must provide to the Administrator:

(A) A written description of the force majeure event;

(B) A rationale for attributing the delay in reporting beyond the regulatory deadline to the force majeure event;

(C) Measures taken or to be taken to minimize the delay in reporting; and

(D) The date by which you propose to report, or if you have already met the reporting requirement at the time of the notification, the date you reported.

(iv) The decision to accept the claim of force majeure and allow an extension to the reporting deadline is solely within the discretion of the Administrator.

(v) In any circumstance, the reporting must occur as soon as possible after the force majeure event occurs.

(c) Recordkeeping requirements. You must maintain the records identified as specified in § 60.7(f) and in paragraphs (c)(1) through (18) of this section. All records required by this subpart must be maintained either onsite or at the nearest local field office for at least 5 years. Any records required to be maintained by this subpart that are submitted electronically via the EPA's CDX may be maintained in electronic format.

(1) – (2) N/A

(3) For each reciprocating compressor affected facility, you must maintain the records in paragraphs (c)(3)(i) through (iii) of this section.

(i) Records of the cumulative number of hours of operation or number of months since initial startup, since August 2, 2016, or since the previous replacement of the reciprocating compressor rod packing, whichever is latest. Alternatively, a statement that emissions from the rod packing are being routed to a process through a closed vent system under negative pressure.

(ii) Records of the date and time of each reciprocating compressor rod packing replacement, or date of installation of a rod packing emissions collection system and closed vent system as specified in § 60.5385a(a)(3).

(iii) Records of deviations in cases where the reciprocating compressor was not operated in compliance with the requirements specified in § 60.5385a, including the date and time the deviation began, duration of the deviation, and a description of the deviation.

(4) – (17) N/A

(18) A copy of each performance test submitted under paragraph (b)(9) of this section.

[85 FR 57449, Sept. 15, 2020]

003 [40 CFR Part 60 Standards of Performance for New Stationary Sources §40 CFR 60.5422a]

Subpart OOOOa - Standards of Performance for Crude Oil and Natural Gas Facilities for which Construction, Modification or Reconstruction Commenced After September 18, 2015

What are my additional reporting requirements for my affected facility subject to GHG and VOC requirements for onshore natural gas processing plants?

(a) You must comply with the requirements of paragraphs (b) and (c) of this section in addition to the requirements of §

**SECTION E. Source Group Plan Approval Restrictions.**

60.487a(a), (b)(1) through (3) and (5), and (c)(2)(i) through (iv) and (vii) through (viii). You must submit semiannual reports to the EPA via the Compliance and Emissions Data Reporting Interface (CEDRI). (CEDRI can be accessed through the EPA's Central Data Exchange (CDX) (<https://cdx.epa.gov/>.) Use the appropriate electronic report in CEDRI for this subpart or an alternate electronic file format consistent with the extensible markup language (XML) schema listed on the CEDRI website (<https://www3.epa.gov/ttn/chief/cedri/>). If the reporting form specific to this subpart is not available in CEDRI at the time that the report is due, submit the report to the Administrator at the appropriate address listed in § 60.4. Once the form has been available in CEDRI for at least 90 days, you must begin submitting all subsequent reports via CEDRI. The report must be submitted by the deadline specified in this subpart, regardless of the method in which the report is submitted.

(b) An owner or operator must include the following information in the initial semiannual report in addition to the information required in § 60.487a(b)(1) through (3) and (5): Number of pressure relief devices subject to the requirements of § 60.5401a(b) except for those pressure relief devices designated for no detectable emissions under the provisions of § 60.482-4a(a) and those pressure relief devices complying with § 60.482-4a(c).

(c) An owner or operator must include the information specified in paragraphs (c)(1) and (2) of this section in all semiannual reports in addition to the information required in § 60.487a(c)(2)(i) through (iv) and (vii) through (viii):

(1) Number of pressure relief devices for which leaks were detected as required in § 60.5401a(b)(2); and

(2) Number of pressure relief devices for which leaks were not repaired as required in § 60.5401a(b)(3).

[81 FR 35898, June 3, 2016, as amended at 85 FR 57457, Sept. 15, 2020]

VI. WORK PRACTICE REQUIREMENTS.**# 004 [40 CFR Part 60 Standards of Performance for New Stationary Sources §40 CFR 60.5400a]****Subpart OOOOa - Standards of Performance for Crude Oil and Natural Gas Facilities for which Construction, Modification or Reconstruction Commenced After September 18, 2015****What equipment leak GHG and VOC standards apply to affected facilities at an onshore natural gas processing plant?**

This section applies to the group of all equipment, except compressors, within a process unit located at an onshore natural gas processing plant.

(a) You must comply with the requirements of §§ 60.482-1a(a), (b), (d), and (e), 60.482-2a, and 60.482-4a through 60.482-11a, except as provided in § 60.5401a, as soon as practicable but no later than 180 days after the initial startup of the process unit.

(b) You may elect to comply with the requirements of §§ 60.483-1a and 60.483-2a, as an alternative.

(c) You may apply to the Administrator for permission to use an alternative means of emission limitation that achieves a reduction in emissions of VOC at least equivalent to that achieved by the controls required in this subpart according to the requirements of § 60.5402a.

(d) You must comply with the provisions of § 60.485a except as provided in paragraph (f) of this section.

(e) You must comply with the provisions of §§ 60.486a and 60.487a except as provided in §§ 60.5401a, 60.5421a, and 60.5422a.

(f) You must use the following provision instead of § 60.485a(d)(1): Each piece of equipment is presumed to be in VOC service or in wet gas service unless an owner or operator demonstrates that the piece of equipment is not in VOC service or in wet gas service. For a piece of equipment to be considered not in VOC service, it must be determined that the VOC content can be reasonably expected never to exceed 10.0 percent by weight. For a piece of equipment to be considered in wet gas service, it must be determined that it contains or contacts the field gas before the extraction step in the process. For purposes of determining the percent VOC content of the process fluid that is contained in or contacts a piece of equipment, procedures that conform to the methods described in ASTM E169-93, E168-92, or E260-96 (incorporated by reference as specified in § 60.17) must be used.

[81 FR 35898, June 3, 2016, as amended at 85 FR 57071, Sept. 14, 2020; 85 FR 57445, Sept. 15, 2020]

**SECTION E. Source Group Plan Approval Restrictions.****# 005 [40 CFR Part 60 Standards of Performance for New Stationary Sources §40 CFR 60.5401a]****Subpart OOOOa - Standards of Performance for Crude Oil and Natural Gas Facilities for which Construction, Modification or Reconstruction Commenced After September 18, 2015****What are the exceptions to the equipment leak GHG and VOC standards for affected facilities at onshore natural gas processing plants?**

- (a) You may comply with the following exceptions to the provisions of § 60.5400a(a) and (b).
- (b) (1) Each pressure relief device in gas/vapor service may be monitored quarterly and within 5 days after each pressure release to detect leaks by the methods specified in § 60.485a(b) except as provided in §§ 60.5400a(c) and in paragraph (b)(4) of this section, and 60.482-4a(a) through (c) of subpart VVa of this part.
- (2) If an instrument reading of 500 ppm or greater is measured, a leak is detected.
- (3) (i) When a leak is detected, it must be repaired as soon as practicable, but no later than 15 calendar days after it is detected, except as provided in § 60.482-9a.
- (ii) A first attempt at repair must be made no later than 5 calendar days after each leak is detected.
- (4) (i) Any pressure relief device that is located in a nonfractionating plant that is monitored only by non-plant personnel may be monitored after a pressure release the next time the monitoring personnel are onsite, instead of within 5 days as specified in paragraph (b)(1) of this section and § 60.482-4a(b)(1).
- (ii) No pressure relief device described in paragraph (b)(4)(i) of this section may be allowed to operate for more than 30 days after a pressure release without monitoring.
- (c) Sampling connection systems are exempt from the requirements of § 60.482-5a.
- (d) Pumps in light liquid service, valves in gas/vapor and light liquid service, pressure relief devices in gas/vapor service, and connectors in gas/vapor service and in light liquid service that are located at a nonfractionating plant that does not have the design capacity to process 283,200 standard cubic meters per day (scmd) (10 million standard cubic feet per day) or more of field gas are exempt from the routine monitoring requirements of §§ 60.482-2a(a)(1), 60.482-7a(a), 60.482-11a(a), and paragraph (b)(1) of this section.
- (e) Pumps in light liquid service, valves in gas/vapor and light liquid service, pressure relief devices in gas/vapor service, and connectors in gas/vapor service and in light liquid service within a process unit that is located in the Alaskan North Slope are exempt from the monitoring requirements of §§ 60.482-2a(a)(1), 60.482-7a(a), and 60.482-11a(a) and paragraph (b)(1) of this section.
- (f) An owner or operator may use the following provisions instead of § 60.485a(e):
- (1) Equipment is in heavy liquid service if the weight percent evaporated is 10 percent or less at 150 °Celsius (302 °Fahrenheit) as determined by ASTM Method D86-96 (incorporated by reference as specified in § 60.17).
- (2) Equipment is in light liquid service if the weight percent evaporated is greater than 10 percent at 150 °Celsius (302 °Fahrenheit) as determined by ASTM Method D86-96 (incorporated by reference as specified in § 60.17).
- (g) An owner or operator may use the following provisions instead of § 60.485a(b)(2): A calibration drift assessment shall be performed, at a minimum, at the end of each monitoring day. Check the instrument using the same calibration gas(es) that were used to calibrate the instrument before use. Follow the procedures specified in Method 21 of appendix A-7 of this part, Section 10.1, except do not adjust the meter readout to correspond to the calibration gas value. Record the instrument reading for each scale used as specified in § 60.486a(e)(8). For each scale, divide the arithmetic difference of the most recent calibration and the post-test calibration response by the corresponding calibration gas value, and multiply by 100 to express the calibration drift as a percentage. If any calibration drift assessment shows a negative drift of more than 10 percent from the most recent calibration response, then all equipment monitored since the last calibration with instrument readings below the appropriate leak definition and above the leak definition multiplied by (100 minus the percent of negative drift/divided by 100) must be re-monitored. If any calibration drift assessment shows a positive drift of more than 10 percent from the most recent calibration response, then, at the owner/operator's discretion, all equipment since the last calibration with instrument readings above the appropriate leak definition and below the leak definition multiplied by (100 plus the percent of positive drift/divided by 100) may be re-monitored.

[77 FR 49542, Aug. 16, 2012, as amended at 85 FR 57445, Sept. 15, 2020]

VII. ADDITIONAL REQUIREMENTS.**# 006 [40 CFR Part 60 Standards of Performance for New Stationary Sources §40 CFR 60.5360a]****Subpart OOOOa - Standards of Performance for Crude Oil and Natural Gas Facilities for which Construction, Modification or Reconstruction Commenced After September 18, 2015****What is the purpose of this subpart?**

**SECTION E. Source Group Plan Approval Restrictions.**

(a) This subpart establishes emission standards and compliance schedules for the control of volatile organic compounds (VOC) and sulfur dioxide (SO₂) emissions from affected facilities in the crude oil and natural gas production source category that commence construction, modification, or reconstruction after September 18, 2015.

**# 007 [40 CFR Part 60 Standards of Performance for New Stationary Sources §40 CFR 60.5365a]
Subpart OOOOa - Standards of Performance for Crude Oil and Natural Gas Facilities for which Construction, Modification or Reconstruction Commenced After September 18, 2015
Am I subject to this subpart?**

The following is from 40 CFR § 60.5365 - "Am I subject to this subpart?":

You are subject to the applicable provisions of this subpart if you are the owner or operator of one or more of the onshore affected facilities listed in paragraphs (a) through (j) of this section, that is located within the Crude Oil and Natural Gas Production source category, as defined in § 60.5430a, for which you commence construction, modification, or reconstruction after September 18, 2015.

(a) – (b) N/A

(c) Each reciprocating compressor affected facility, which is a single reciprocating compressor. A reciprocating compressor located at a well site, or an adjacent well site and servicing more than one well site, is not an affected facility under this subpart.

(d) – (e) N/A

(f) The group of all equipment within a process unit at an onshore natural gas processing plant is an affected facility.

(1) Addition or replacement of equipment for the purpose of process improvement that is accomplished without a capital expenditure shall not by itself be considered a modification under this subpart.

(2) Equipment associated with a compressor station, dehydration unit, sweetening unit, underground storage vessel, field gas gathering system, or liquefied natural gas unit is covered by §§ 60.5400a, 60.5401a, 60.5402a, 60.5421a, and 60.5422a if it is located at an onshore natural gas processing plant. Equipment not located at the onshore natural gas processing plant site is exempt from the provisions of §§ 60.5400a, 60.5401a, 60.5402a, 60.5421a, and 60.5422a.

(3) The equipment within a process unit of an affected facility located at onshore natural gas processing plants and described in paragraph (f) of this section are exempt from this subpart if they are subject to and controlled according to subparts VVa, GGG, or GGGa of this part.

(g) – (j) N/A

[81 FR 35898, June 3, 2016, as amended at 85 FR 57070, Sept. 14, 2020; 85 FR 57438, Sept. 15, 2020]

**# 008 [40 CFR Part 60 Standards of Performance for New Stationary Sources §40 CFR 60.5370a]
Subpart OOOOa - Standards of Performance for Crude Oil and Natural Gas Facilities for which Construction, Modification or Reconstruction Commenced After September 18, 2015
When must I comply with this subpart?**

(a) You must be in compliance with the standards of this subpart no later than August 2, 2016 or upon startup, whichever is later.

(b) At all times, including periods of startup, shutdown, and malfunction, owners and operators shall maintain and operate any affected facility including associated air pollution control equipment in a manner consistent with good air pollution control practice for minimizing emissions. Determination of whether acceptable operating and maintenance procedures are being used will be based on information available to the Administrator which may include, but is not limited to, monitoring results, opacity observations, review of operating and maintenance procedures, and inspection of the source. The provisions for exemption from compliance during periods of startup, shutdown and malfunctions provided for in 40 CFR 60.8(c) do not apply to this subpart.

(c) You are exempt from the obligation to obtain a permit under 40 CFR part 70 or 40 CFR part 71, provided you are not otherwise required by law to obtain a permit under 40 CFR 70.3(a) or 40 CFR 71.3(a). Notwithstanding the previous sentence, you must continue to comply with the provisions of this subpart.

**# 009 [40 CFR Part 60 Standards of Performance for New Stationary Sources §40 CFR 60.5385a]
Subpart OOOOa - Standards of Performance for Crude Oil and Natural Gas Facilities for which Construction, Modification or Reconstruction Commenced After September 18, 2015
What GHG and VOC standards apply to reciprocating compressor affected facilities?**

You must reduce VOC emissions by complying with the standards in paragraphs (a) through (d) of this section for each reciprocating compressor affected facility.

**SECTION E. Source Group Plan Approval Restrictions.**

(a) You must replace the reciprocating compressor rod packing according to either paragraph (a)(1) or (2) of this section, or you must comply with paragraph (a)(3) of this section.

(1) On or before the compressor has operated for 26,000 hours. The number of hours of operation must be continuously monitored beginning upon initial startup of your reciprocating compressor affected facility, August 2, 2016, or the date of the most recent reciprocating compressor rod packing replacement, whichever is latest.

(2) Prior to 36 months from the date of the most recent rod packing replacement, or 36 months from the date of startup for a new reciprocating compressor for which the rod packing has not yet been replaced.

(3) Collect the VOC emissions from the rod packing using a rod packing emissions collection system that operates under negative pressure and route the rod packing emissions to a process through a closed vent system that meets the requirements of § 60.5411a(a) and (d).

(b) You must demonstrate initial compliance with standards that apply to reciprocating compressor affected facilities as required by § 60.5410a(c).

(c) You must demonstrate continuous compliance with standards that apply to reciprocating compressor affected facilities as required by § 60.5415a(c).

(d) You must perform the reporting as required by § 60.5420a(b)(1) and (4) and the recordkeeping as required by § 60.5420a(c)(3), (6) through (9), and (17), as applicable.

[81 FR 35898, June 3, 2016, as amended at 85 FR 57070, Sept. 14, 2020; 85 FR 57439, Sept. 15, 2020]

010 [40 CFR Part 60 Standards of Performance for New Stationary Sources §40 CFR 60.5402a]

Subpart OOOOa - Standards of Performance for Crude Oil and Natural Gas Facilities for which Construction, Modification or Reconstruction Commenced After September 18, 2015

What are the alternative means of emission limitations for GHG and VOC equipment leaks from onshore natural gas processing plants?

(a) If, in the Administrator's judgment, an alternative means of emission limitation will achieve a reduction in VOC emissions at least equivalent to the reduction in VOC emissions achieved under any design, equipment, work practice or operational standard, the Administrator will publish, in the Federal Register, a notice permitting the use of that alternative means for the purpose of compliance with that standard. The notice may condition permission on requirements related to the operation and maintenance of the alternative means.

(b) Any notice under paragraph (a) of this section must be published only after notice and an opportunity for a public hearing.

(c) The Administrator will consider applications under this section from either owners or operators of affected facilities, or manufacturers of control equipment.

(d) An application submitted under paragraph (c) of this section must meet the following criteria:

(1) The applicant must collect, verify and submit test data, covering a period of at least 12 months, necessary to support the finding in paragraph (a) of this section.

(2) The application must include operation, maintenance, and other provisions necessary to assure reduction in VOC emissions at least equivalent to the reduction in VOC emissions achieved under the design, equipment, work practice or operational standard in paragraph (a) of this section by including the information specified in paragraphs (d)(2)(i) through (x) of this section.

(i) A description of the technology or process.

(ii) The monitoring instrument and measurement technology or process.

**SECTION E. Source Group Plan Approval Restrictions.**

(iii) A description of performance based procedures (i.e. method) and data quality indicators for precision and bias; the method detection limit of the technology or process.

(iv) The action criteria and level at which a fugitive emission exists.

(v) Any initial and ongoing quality assurance/quality control measures.

(vi) Timeframes for conducting ongoing quality assurance/quality control.

(vii) Field data verifying viability and detection capabilities of the technology or process.

(viii) Frequency of measurements.

(ix) Minimum data availability.

(x) Any restrictions for using the technology or process.

(3) The application must include initial and continuous compliance procedures including recordkeeping and reporting.

[81 FR 35898, June 3, 2016, as amended at 85 FR 57071, Sept. 14, 2020]

011 [40 CFR Part 60 Standards of Performance for New Stationary Sources §40 CFR 60.5410a]

Subpart OOOOa - Standards of Performance for Crude Oil and Natural Gas Facilities for which Construction, Modification or Reconstruction Commenced After September 18, 2015

How do I demonstrate initial compliance with the standards for my well, centrifugal compressor, reciprocating compressor, pneumatic controller, pneumatic pump,...unit affected facilities at onshore natural gas processing plants?

You must determine initial compliance with the standards for each affected facility using the requirements in paragraphs (a) through (k) of this section. Except as otherwise provided in this section, the initial compliance period begins on August 2, 2016, or upon initial startup, whichever is later, and ends no later than 1 year after the initial startup date for your affected facility or no later than 1 year after August 2, 2016. The initial compliance period may be less than 1 full year.

(a) – (b) N/A

(c) To achieve initial compliance with the standards for each reciprocating compressor affected facility you must comply with paragraphs (c)(1) through (4) of this section.

(1) If complying with § 60.5385a(a)(1) or (2), during the initial compliance period, you must continuously monitor the number of hours of operation or track the number of months since initial startup, since August 2, 2016, or since the last rod packing replacement, whichever is latest.

(2) If complying with § 60.5385a(a)(3), you must operate the rod packing emissions collection system under negative pressure and route emissions to a process through a closed vent system that meets the requirements of § 60.5411a(a) and (d).

(3) You must submit the initial annual report for your reciprocating compressor as required in § 60.5420a(b)(1) and (4).

(4) You must maintain the records as specified in § 60.5420a(c)(3) for each reciprocating compressor affected facility.

(d) – (e) N/A

(f) For affected facilities at onshore natural gas processing plants, initial compliance with the VOC standards is demonstrated if you are in compliance with the requirements of § 60.5400a.

(g) – (k) N/A

[81 FR 35898, June 3, 2016, as amended at 82 FR 25733, June 5, 2017; 85 FR 57071, Sept. 14, 2020; 85 FR 57445, Sept.

**SECTION E. Source Group Plan Approval Restrictions.**

15, 2020]

012 [40 CFR Part 60 Standards of Performance for New Stationary Sources §40 CFR 60.5415a]**Subpart OOOOa - Standards of Performance for Crude Oil and Natural Gas Facilities for which Construction, Modification or Reconstruction Commenced After September 18, 2015****How do I demonstrate continuous compliance with the standards for my well, centrifugal compressor, reciprocating compressor, pneumatic controller, pneumatic pump,...and affected facilities at onshore natural gas processing plants?**

(a) – (b) N/A

(c) For each reciprocating compressor affected facility complying with § 60.5385a(a)(1) or (2), you must demonstrate continuous compliance according to paragraphs (c)(1) through (3) of this section. For each reciprocating compressor affected facility complying with § 60.5385a(a)(3), you must demonstrate continuous compliance according to paragraph (c)(4) of this section.

(1) You must continuously monitor the number of hours of operation for each reciprocating compressor affected facility or track the number of months since initial startup, since August 2, 2016, or since the date of the most recent reciprocating compressor rod packing replacement, whichever is latest.

(2) You must submit the annual reports as required in § 60.5420a(b)(1) and (4) and maintain records as required in § 60.5420a(c)(3).

(3) You must replace the reciprocating compressor rod packing on or before the total number of hours of operation reaches 26,000 hours or the number of months since the most recent rod packing replacement reaches 36 months.

(4) You must operate the rod packing emissions collection system under negative pressure and continuously comply with the cover and closed vent requirements in § 60.5416a(a) and (b).

(d) – (e) N/A

(f) For affected facilities at onshore natural gas processing plants, continuous compliance with VOC requirements is demonstrated if you are in compliance with the requirements of § 60.5400a.

(g) - (j) N/A

[81 FR 35898, June 3, 2016, as amended at 82 FR 25733, June 5, 2017; 85 FR 57071, Sept. 14, 2020; 85 FR 57447, Sept. 15, 2020]

013 [40 CFR Part 60 Standards of Performance for New Stationary Sources §40 CFR 60.5425a]**Subpart OOOOa - Standards of Performance for Crude Oil and Natural Gas Facilities for which Construction, Modification or Reconstruction Commenced After September 18, 2015****What parts of the General Provisions apply to me?**

Table 3 to this subpart shows which parts of the General Provisions in §§ 60.1 through 60.19 apply.

014 [40 CFR Part 60 Standards of Performance for New Stationary Sources §40 CFR 60.5430a]**Subpart OOOOa - Standards of Performance for Crude Oil and Natural Gas Facilities for which Construction, Modification or Reconstruction Commenced After September 18, 2015****What definitions apply to this subpart?**

As used in this subpart, all terms not defined herein shall have the meaning given them in the Act, in subpart A or subpart VVa of part 60; and the following terms shall have the specific meanings given them.

Acid gas means a gas stream of hydrogen sulfide (H₂S) and carbon dioxide (CO₂) that has been separated from sour natural gas by a sweetening unit.

Alaskan North Slope means the approximately 69,000 square-mile area extending from the Brooks Range to the Arctic Ocean.

**SECTION E. Source Group Plan Approval Restrictions.**

API Gravity means the weight per unit volume of hydrocarbon liquids as measured by a system recommended by the American Petroleum Institute (API) and is expressed in degrees.

Artificial lift equipment means mechanical pumps including, but not limited to, rod pumps and electric submersible pumps used to flowback fluids from a well.

Bleed rate means the rate in standard cubic feet per hour at which natural gas is continuously vented (bleeds) from a pneumatic controller.

Capital expenditure means, in addition to the definition in 40 CFR 60.2, an expenditure for a physical or operational change to an existing facility that:

(1) Exceeds P, the product of the facility's replacement cost, R, and an adjusted annual asset guideline repair allowance, A, as reflected by the following equation: $P = R \times A$, where:

(i) The adjusted annual asset guideline repair allowance, A, is the product of the percent of the replacement cost, Y, and the applicable basic annual asset guideline repair allowance, B, divided by 100 as reflected by the following equation: $A = Y \times (B \div 100)$;

(ii) The percent Y is determined from the following equation: $Y = (\text{CPI of date of construction/most recently available CPI of date of project})$, where the "CPI-U, U.S. city average, all items" must be used for each CPI value; and

(iii) The applicable basic annual asset guideline repair allowance, B, is 4.5.

(2) [Reserved]

Centrifugal compressor means any machine for raising the pressure of a natural gas by drawing in low pressure natural gas and discharging significantly higher pressure natural gas by means of mechanical rotating vanes or impellers. Screw, sliding vane, and liquid ring compressors are not centrifugal compressors for the purposes of this subpart.

Certifying official means one of the following:

(1) For a corporation: A president, secretary, treasurer, or vice-president of the corporation in charge of a principal business function, or any other person who performs similar policy or decision-making functions for the corporation, or a duly authorized representative of such person if the representative is responsible for the overall operation of one or more manufacturing, production, or operating facilities with an affected facility subject to this subpart and either:

(i) The facilities employ more than 250 persons or have gross annual sales or expenditures exceeding \$25 million (in second quarter 1980 dollars); or

(ii) The Administrator is notified of such delegation of authority prior to the exercise of that authority. The Administrator reserves the right to evaluate such delegation;

(2) For a partnership (including but not limited to general partnerships, limited partnerships, and limited liability partnerships) or sole proprietorship: A general partner or the proprietor, respectively. If a general partner is a corporation, the provisions of paragraph (1) of this definition apply;

(3) For a municipality, State, Federal, or other public agency: Either a principal executive officer or ranking elected official. For the purposes of this part, a principal executive officer of a Federal agency includes the chief executive officer having responsibility for the overall operations of a principal geographic unit of the agency (e.g., a Regional Administrator of EPA); or

(4) For affected facilities:

(i) The designated representative in so far as actions, standards, requirements, or prohibitions under title IV of the CAA or the regulations promulgated thereunder are concerned; or

**SECTION E. Source Group Plan Approval Restrictions.**

(ii) The designated representative for any other purposes under this part.

Coil tubing cleanout means the process where an operator runs a string of coil tubing to the packed proppant within a well and jets the well to dislodge the proppant and provide sufficient lift energy to flow it to the surface. Coil tubing cleanout includes mechanical methods to remove solids and/or debris from a wellbore.

Collection system means any infrastructure that conveys gas or liquids from the well site to another location for treatment, storage, processing, recycling, disposal or other handling.

Completion combustion device means any ignition device, installed horizontally or vertically, used in exploration and production operations to combust otherwise vented emissions from completions. Completion combustion devices include pit flares.

Compressor station means any permanent combination of one or more compressors that move natural gas at increased pressure through gathering pipelines. This includes, but is not limited to, gathering and boosting stations. The combination of one or more compressors located at a well site, or located at an onshore natural gas processing plant, is not a compressor station for purposes of § 60.5397a.

Condensate means hydrocarbon liquid separated from natural gas that condenses due to changes in the temperature, pressure, or both, and remains liquid at standard conditions.

Continuous bleed means a continuous flow of pneumatic supply natural gas to a pneumatic controller.

Crude Oil and Natural Gas Production source category means:

(1) Crude oil production, which includes the well and extends to the point of custody transfer to the crude oil transmission pipeline or any other forms of transportation; and

(2) Natural gas production and processing, which includes the well and extends to, but does not include, the point of custody transfer to the natural gas transmission and storage segment.

Custody meter means the meter where natural gas or hydrocarbon liquids are measured for sales, transfers, and/or royalty determination.

Custody meter assembly means an assembly of fugitive emissions components, including the custody meter, valves, flanges, and connectors necessary for the proper operation of the custody meter.

Custody transfer means the transfer of crude oil or natural gas after processing and/or treatment in the producing operations, or from storage vessels or automatic transfer facilities or other such equipment, including product loading racks, to pipelines or any other forms of transportation.

Dehydrator means a device in which an absorbent directly contacts a natural gas stream and absorbs water in a contact tower or absorption column (absorber).

Delineation well means a well drilled in order to determine the boundary of a field or producing reservoir.

Deviation means any instance in which an affected source subject to this subpart, or an owner or operator of such a source:

(1) Fails to meet any requirement or obligation established by this subpart including, but not limited to, any emission limit, operating limit, or work practice standard;

(2) Fails to meet any term or condition that is adopted to implement an applicable requirement in this subpart and that is included in the operating permit for any affected source required to obtain such a permit; or

(3) Fails to meet any emission limit, operating limit, or work practice standard in this subpart during startup, shutdown, or malfunction, regardless of whether or not such failure is permitted by this subpart.

**SECTION E. Source Group Plan Approval Restrictions.**

Equipment, as used in the standards and requirements in this subpart relative to the equipment leaks of VOC from onshore natural gas processing plants, means each pump, pressure relief device, open-ended valve or line, valve, and flange or other connector that is in VOC service or in wet gas service, and any device or system required by those same standards and requirements in this subpart.

Field gas means feedstock gas entering the natural gas processing plant.

Field gas gathering means the system used transport field gas from a field to the main pipeline in the area.

First attempt at repair means, for the purposes of fugitive emissions components, an action taken for the purpose of stopping or reducing fugitive emissions to the atmosphere. First attempts at repair include, but are not limited to, the following practices where practicable and appropriate: Tightening bonnet bolts; replacing bonnet bolts; tightening packing gland nuts; or injecting lubricant into lubricated packing.

Flare means a thermal oxidation system using an open (without enclosure) flame. Completion combustion devices as defined in this section are not considered flares.

Flow line means a pipeline used to transport oil and/or gas to a processing facility or a mainline pipeline.

Flowback means the process of allowing fluids and entrained solids to flow from a well following a treatment, either in preparation for a subsequent phase of treatment or in preparation for cleanup and returning the well to production. The term flowback also means the fluids and entrained solids that emerge from a well during the flowback process. The flowback period begins when material introduced into the well during the treatment returns to the surface following hydraulic fracturing or refracturing. The flowback period ends when either the well is shut in and permanently disconnected from the flowback equipment or at the startup of production. The flowback period includes the initial flowback stage and the separation flowback stage. Screenouts, coil tubing cleanouts, and plug drill-outs are not considered part of the flowback process.

Fugitive emissions component means any component that has the potential to emit fugitive emissions of VOC at a well site or compressor station, including valves, connectors, pressure relief devices, open-ended lines, flanges, covers and closed vent systems not subject to § 60.5411 or § 60.5411a, thief hatches or other openings on a controlled storage vessel not subject to § 60.5395 or § 60.5395a, compressors, instruments, and meters. Devices that vent as part of normal operations, such as natural gas-driven pneumatic controllers or natural gas-driven pumps, are not fugitive emissions components, insofar as the natural gas discharged from the device's vent is not considered a fugitive emission. Emissions originating from other than the device's vent, such as the thief hatch on a controlled storage vessel, would be considered fugitive emissions.

Gas to oil ratio (GOR) means the ratio of the volume of gas at standard temperature and pressure that is produced from a volume of oil when depressurized to standard temperature and pressure.

Hydraulic fracturing means the process of directing pressurized fluids containing any combination of water, proppant, and any added chemicals to penetrate tight formations, such as shale or coal formations, that subsequently require high rate, extended flowback to expel fracture fluids and solids during completions.

Hydraulic refracturing means conducting a subsequent hydraulic fracturing operation at a well that has previously undergone a hydraulic fracturing operation.

In light liquid service means that the piece of equipment contains a liquid that meets the conditions specified in § 60.485a(e) or § 60.5401a(f)(2).

In wet gas service means that a compressor or piece of equipment contains or contacts the field gas before the extraction step at a gas processing plant process unit.

Initial flowback stage means the period during a well completion operation which begins at the onset of flowback and ends at the separation flowback stage.

Intermediate hydrocarbon liquid means any naturally occurring, unrefined petroleum liquid.

**SECTION E. Source Group Plan Approval Restrictions.**

Intermittent/snap-action pneumatic controller means a pneumatic controller that is designed to vent non-continuously.

Liquefied natural gas unit means a unit used to cool natural gas to the point at which it is condensed into a liquid which is colorless, odorless, non-corrosive and non-toxic.

Liquid collection system means tankage and/or lines at a well site to contain liquids from one or more wells or to convey liquids to another site.

Local distribution company (LDC) custody transfer station means a metering station where the LDC receives a natural gas supply from an upstream supplier, which may be an interstate transmission pipeline or a local natural gas producer, for delivery to customers through the LDC's intrastate transmission or distribution lines.

Low pressure well means a well that satisfies at least one of the following conditions:

- (1) The static pressure at the wellhead following fracturing but prior to the onset of flowback is less than the flow line pressure;
- (2) The pressure of flowback fluid immediately before it enters the flow line, as determined under § 60.5432a, is less than the flow line pressure; or
- (3) Flowback of the fracture fluids will not occur without the use of artificial lift equipment.

Major production and processing equipment means reciprocating or centrifugal compressors, glycol dehydrators, heater/treaters, separators, and storage vessels collecting crude oil, condensate, intermediate hydrocarbon liquids, or produced water, for the purpose of determining whether a well site is a wellhead only well site.

Maximum average daily throughput means the following:

- (1) For storage vessels that commenced construction, reconstruction, or modification after September 18, 2015, and on and before November 16, 2020, maximum average daily throughput means the earliest calculation of daily average throughput during the 30-day PTE evaluation period employing generally accepted methods.
- (2) For storage vessels that commenced construction, reconstruction, or modification after November 16, 2020, maximum average daily throughput means the earliest calculation of daily average throughput, determined as described in paragraph (3) or (4) of this definition, to an individual storage vessel over the days that production is routed to that storage vessel during the 30-day PTE evaluation period employing generally accepted methods specified in § 60.5365a(e)(1).
- (3) If throughput to the individual storage vessel is measured on a daily basis (e.g., via level gauge automation or daily manual gauging), the maximum average daily throughput is the average of all daily throughputs for days on which throughput was routed to that storage vessel during the 30-day evaluation period; or
- (4) If throughput to the individual storage vessel is not measured on a daily basis (e.g., via manual gauging at the start and end of loadouts), the maximum average daily throughput is the highest, of the average daily throughputs, determined for any production period to that storage vessel during the 30-day evaluation period, as determined by averaging total throughput to that storage vessel over each production period. A production period begins when production begins to be routed to a storage vessel and ends either when throughput is routed away from that storage vessel or when a loadout occurs from that storage vessel, whichever happens first. Regardless of the determination methodology, operators must not include days during which throughput is not routed to an individual storage vessel when calculating maximum average daily throughput for that storage vessel.

Natural gas-driven diaphragm pump means a positive displacement pump powered by pressurized natural gas that uses the reciprocating action of flexible diaphragms in conjunction with check valves to pump a fluid. A pump in which a fluid is displaced by a piston driven by a diaphragm is not considered a diaphragm pump for purposes of this subpart. A lean glycol circulation pump that relies on energy exchange with the rich glycol from the contactor is not considered a diaphragm pump.

Natural gas-driven pneumatic controller means a pneumatic controller powered by pressurized natural gas.

**SECTION E. Source Group Plan Approval Restrictions.**

Natural gas liquids

means the hydrocarbons, such as ethane, propane, butane, and pentane that are extracted from field gas.

Natural gas processing plant (gas plant) means any processing site engaged in the extraction of natural gas liquids from field gas, fractionation of mixed natural gas liquids to natural gas products, or both. A Joule-Thompson valve, a dew point depression valve, or an isolated or standalone Joule-Thompson skid is not a natural gas processing plant.

Natural gas transmission means the pipelines used for the long distance transport of natural gas (excluding processing). Specific equipment used in natural gas transmission includes the land, mains, valves, meters, boosters, regulators, storage vessels, dehydrators, compressors, and their driving units and appurtenances, and equipment used for transporting gas from a production plant, delivery point of purchased gas, gathering system, storage area, or other wholesale source of gas to one or more distribution area(s).

Natural gas transmission and storage segment means the transport or storage of natural gas prior to delivery to a "local distribution company custody transfer station" (as defined in this section) or to a final end user (if there is no local distribution company custody transfer station). For the purposes of this subpart, natural gas enters the natural gas transmission and storage segment after the natural gas processing plant, when present. If no natural gas processing plant is present, natural gas enters the natural gas transmission and storage segment after the point of "custody transfer" (as defined in this section). A compressor station that transports natural gas prior to the point of "custody transfer" or to a natural gas processing plant (if present) is not considered a part of the natural gas transmission and storage segment.

Nonfractionating plant means any gas plant that does not fractionate mixed natural gas liquids into natural gas products.

Non-natural gas-driven pneumatic controller means an instrument that is actuated using other sources of power than pressurized natural gas; examples include solar, electric, and instrument air.

Onshore means all facilities except those that are located in the territorial seas or on the outer continental shelf.

Plug drill-out means the removal of a plug (or plugs) that was used to isolate different sections of the well.

Pneumatic controller means an automated instrument used for maintaining a process condition such as liquid level, pressure, delta-pressure and temperature.

Pressure vessel means a storage vessel that is used to store liquids or gases and is designed not to vent to the atmosphere as a result of compression of the vapor headspace in the pressure vessel during filling of the pressure vessel to its design capacity.

Process unit means components assembled for the extraction of natural gas liquids from field gas, the fractionation of the liquids into natural gas products, or other operations associated with the processing of natural gas products. A process unit can operate independently if supplied with sufficient feed or raw materials and sufficient storage facilities for the products.

Produced water means water that is extracted from the earth from an oil or natural gas production well, or that is separated from crude oil, condensate, or natural gas after extraction.

Qualified Professional Engineer means an individual who is licensed by a state as a Professional Engineer to practice one or more disciplines of engineering and who is qualified by education, technical knowledge and experience to make the specific technical certifications required under this subpart. Professional engineers making these certifications must be currently licensed in at least one state in which the certifying official is located.

Reciprocating compressor means a piece of equipment that increases the pressure of a process gas by positive displacement, employing linear movement of the driveshaft.

Reciprocating compressor rod packing means a series of flexible rings in machined metal cups that fit around the reciprocating compressor piston rod to create a seal limiting the amount of compressed natural gas that escapes to the atmosphere, or other mechanism that provides the same function.

Recovered gas means gas recovered through the separation process during flowback.

**SECTION E. Source Group Plan Approval Restrictions.**

Recovered liquids means any crude oil, condensate or produced water recovered through the separation process during flowback.

Reduced emissions completion means a well completion following fracturing or refracturing where gas flowback that is otherwise vented is captured, cleaned, and routed to the gas flow line or collection system, re-injected into the well or another well, used as an onsite fuel source, or used for other useful purpose that a purchased fuel or raw material would serve, with no direct release to the atmosphere.

Reduced sulfur compounds means H₂S, carbonyl sulfide (COS), and carbon disulfide (CS₂).

Removed from service means that a storage vessel affected facility has been physically isolated and disconnected from the process for a purpose other than maintenance in accordance with § 60.5395a(c)(1).

Repaired means, for the purposes of fugitive emissions components, that fugitive emissions components are adjusted, replaced, or otherwise altered, in order to eliminate fugitive emissions as defined in § 60.5397a and resurveyed as specified in § 60.5397a(h)(4) and it is verified that emissions from the fugitive emissions components are below the applicable fugitive emissions definition.

Returned to service means that a storage vessel affected facility that was removed from service has been:

- (1) Reconnected to the original source of liquids or has been used to replace any storage vessel affected facility; or
- (2) Installed in any location covered by this subpart and introduced with crude oil, condensate, intermediate hydrocarbon liquids or produced water.

Routed to a process or route to a process means the emissions are conveyed via a closed vent system to any enclosed portion of a process that is operational where the emissions are predominantly recycled and/or consumed in the same manner as a material that fulfills the same function in the process and/or transformed by chemical reaction into materials that are not regulated materials and/or incorporated into a product; and/or recovered.

Salable quality gas means natural gas that meets the flow line or collection system operator specifications, regardless of whether such gas is sold.

Screenout means an attempt to clear proppant from the wellbore to dislodge the proppant out of the well.

Separation flowback stage means the period during a well completion operation when it is technically feasible for a separator to function. The separation flowback stage ends either at the startup of production, or when the well is shut in and permanently disconnected from the flowback equipment.

Startup of production means the beginning of initial flow following the end of flowback when there is continuous recovery of salable quality gas and separation and recovery of any crude oil, condensate, or produced water, except as otherwise provided in this definition. For the purposes of the fugitive monitoring requirements of § 60.5397a, startup of production means the beginning of the continuous recovery of salable quality gas and separation and recovery of any crude oil, condensate, or produced water.

Storage vessel means a tank or other vessel that contains an accumulation of crude oil, condensate, intermediate hydrocarbon liquids, or produced water, and that is constructed primarily of nonearthen materials (such as wood, concrete, steel, fiberglass, or plastic) which provide structural support. A well completion vessel that receives recovered liquids from a well after startup of production following flowback for a period which exceeds 60 days is considered a storage vessel under this subpart. A tank or other vessel shall not be considered a storage vessel if it has been removed from service in accordance with the requirements of § 60.5395a(c)(1) until such time as such tank or other vessel has been returned to service. For the purposes of this subpart, the following are not considered storage vessels:

- (1) Vessels that are skid-mounted or permanently attached to something that is mobile (such as trucks, railcars, barges or ships), and are intended to be located at a site for less than 180 consecutive days. If you do not keep or are not able to produce records, as required by § 60.5420a(c)(5)(iv), showing that the vessel has been located at a site for less than 180 consecutive days, the vessel described herein is considered to be a storage vessel from the date the original vessel was

**SECTION E. Source Group Plan Approval Restrictions.**

first located at the site. This exclusion does not apply to a well completion vessel as described above.

(2) Process vessels such as surge control vessels, bottoms receivers or knockout vessels.

(3) Pressure vessels designed to operate in excess of 204.9 kilopascals and without emissions to the atmosphere.

Sulfur production rate means the rate of liquid sulfur accumulation from the sulfur recovery unit.

Sulfur recovery unit means a process device that recovers element sulfur from acid gas.

Surface site means any combination of one or more graded pad sites, gravel pad sites, foundations, platforms, or the immediate physical location upon which equipment is physically affixed.

Sweetening unit means a process device that removes hydrogen sulfide and/or carbon dioxide from the sour natural gas stream.

Total Reduced Sulfur (TRS) means the sum of the sulfur compounds hydrogen sulfide, methyl mercaptan, dimethyl sulfide, and dimethyl disulfide as measured by Method 16 of appendix A-6 of this part.

Total SO₂ equivalents means the sum of volumetric or mass concentrations of the sulfur compounds obtained by adding the quantity existing as SO₂ to the quantity of SO₂ that would be obtained if all reduced sulfur compounds were converted to SO₂ (ppmv or kg/dscm (lb/dscf)).

UIC Class I oilfield disposal well means a well with a UIC Class I permit that meets the definition in 40 CFR 144.6(a)(2) and receives eligible fluids from oil and natural gas exploration and production operations.

UIC Class II oilfield disposal well means a well with a UIC Class II permit where wastewater resulting from oil and natural gas production operations is injected into underground porous rock formations not productive of oil or gas, and sealed above and below by unbroken, impermeable strata.

Underground storage vessel means a storage vessel stored below ground.

Well means a hole drilled for the purpose of producing oil or natural gas, or a well into which fluids are injected.

Well completion means the process that allows for the flowback of petroleum or natural gas from newly drilled wells to expel drilling and reservoir fluids and tests the reservoir flow characteristics, which may vent produced hydrocarbons to the atmosphere via an open pit or tank.

Well completion operation means any well completion with hydraulic fracturing or refracturing occurring at a well affected facility.

Well completion vessel means a vessel that contains flowback during a well completion operation following hydraulic fracturing or refracturing. A well completion vessel may be a lined earthen pit, a tank or other vessel that is skid-mounted or portable. A well completion vessel that receives recovered liquids from a well after startup of production following flowback for a period which exceeds 60 days is considered a storage vessel under this subpart.

Well site means one or more surface sites that are constructed for the drilling and subsequent operation of any oil well, natural gas well, or injection well. For purposes of the fugitive emissions standards at § 60.5397a, well site also means a separate tank battery surface site collecting crude oil, condensate, intermediate hydrocarbon liquids, or produced water from wells not located at the well site (e.g., centralized tank batteries). Also, for the purposes of the fugitive emissions standards at § 60.5397a, a well site does not include:

(1) UIC Class II oilfield disposal wells and disposal facilities;

(2) UIC Class I oilfield disposal wells; and

(3) The flange immediately upstream of the custody meter assembly and equipment, including fugitive emissions

**SECTION E. Source Group Plan Approval Restrictions.**

components, located downstream of this flange.

Wellhead means the piping, casing, tubing and connected valves protruding above the earth's surface for an oil and/or natural gas well. The wellhead ends where the flow line connects to a wellhead valve. The wellhead does not include other equipment at the well site except for any conveyance through which gas is vented to the atmosphere.

Wellhead only well site means, for the purposes of the fugitive emissions standards at § 60.5397a, a well site that contains one or more wellheads and no major production and processing equipment.

Wildcat well means a well outside known fields or the first well drilled in an oil or gas field where no other oil and gas production exists.

[81 FR 35898, June 3, 2016, as amended at 85 FR 57072, Sept. 14, 2020; 85 FR 57458, Sept. 15, 2020]

**SECTION E. Source Group Plan Approval Restrictions.**

Group Name: G03

Group Description: Sources Subject with Potential Requirements under Subpart VVa

Sources included in this group

ID	Name
037	17.84 MMBTU/HR CRYO PLANT 2 REGEN HEATER
103	3 ELECTRIC DRIVEN COMPRESSORS WITH ROD-PACKING
302	500 GALLON METHANOL TANK
404	260 MMSCFD CRYO PLANT 2
602	EMERGENCY/UNCONTROLLED VENTING/BLOWDOWNS
701	FUGITIVES
702	TRUCK LOADOUT
703	4 PLAN APPROVAL MEASUREMENT DEVICES
C601	PLANT FLARE

I. RESTRICTIONS.

No additional requirements exist except as provided in other sections of this plan approval including Section B (Plan Approval General Requirements).

II. TESTING REQUIREMENTS.

No additional testing requirements exist except as provided in other sections of this plan approval including Section B (Plan Approval General Requirements).

III. MONITORING REQUIREMENTS.

No additional monitoring requirements exist except as provided in other sections of this plan approval including Section B (Plan Approval General Requirements).

IV. RECORDKEEPING REQUIREMENTS.

No additional record keeping requirements exist except as provided in other sections of this plan approval including Section B (Plan Approval General Requirements).

V. REPORTING REQUIREMENTS.

No additional reporting requirements exist except as provided in other sections of this plan approval including Section B (Plan Approval General Requirements).

VI. WORK PRACTICE REQUIREMENTS.

No additional work practice requirements exist except as provided in other sections of this plan approval including Section B (Plan Approval General Requirements).

VII. ADDITIONAL REQUIREMENTS.

**# 001 [40 CFR Part 60 Standards of Performance for New Stationary Sources §40 CFR 60.482-10a]
Subpart VVa - Standards of Performance for Equipment Leaks of VOC in the Synthetic Organic Chemicals
Manufacturing Industry for Which Construction, Reconstruction, or Modification Commenced After November 7, 2006
Standards: Closed vent systems and control devices.**

40 CFR § 60.482-10a Standards: Closed vent systems and control devices, is included in this permit by reference.

[This requirement is not necessarily applicable to all sources comprising Source Group G02 - Sources Which have Potentially Applicable Requirements in 40 CFR Part 60, Subpart VVa. See comment under the Condition containing 40 CFR Part 60 Standards of Performance for New Stationary Sources §40 CFR 60.482-1a]

**SECTION E. Source Group Plan Approval Restrictions.**

**# 002 [40 CFR Part 60 Standards of Performance for New Stationary Sources §40 CFR 60.482-11a]
Subpart VVa - Standards of Performance for Equipment Leaks of VOC in the Synthetic Organic Chemicals Manufacturing Industry for Which Construction, Reconstruction, or Modification Commenced After November 7, 2006
Standards: Connectors in gas/vapor service and in light liquid service.**

40 CFR § 60.482-11a Connectors in gas/vapor service and in light liquid service, is included in this permit by reference.

[This requirement is not necessarily applicable to all sources comprising Source Group G02 - Sources Which have Potentially Applicable Requirements in 40 CFR Part 60, Subpart VVa. See comment under the Condition containing 40 CFR Part 60 Standards of Performance for New Stationary Sources §40 CFR 60.482-1a]

**# 003 [40 CFR Part 60 Standards of Performance for New Stationary Sources §40 CFR 60.482-1a]
Subpart VVa - Standards of Performance for Equipment Leaks of VOC in the Synthetic Organic Chemicals Manufacturing Industry for Which Construction, Reconstruction, or Modification Commenced After November 7, 2006
Standards: General.**

(a) Each owner or operator subject to the provisions of this subpart shall demonstrate compliance with the requirements of §§ 60.482-1a through 60.482-10a or § 60.480a(e) for all equipment within 180 days of initial startup.

(b) Compliance with §§ 60.482-1a to 60.482-10a will be determined by review of records and reports, review of performance test results, and inspection using the methods and procedures specified in § 60.485a.

(c) (1) An owner or operator may request a determination of equivalence of a means of emission limitation to the requirements of §§ 60.482-2a, 60.482-3a, 60.482-5a, 60.482-6a, 60.482-7a, 60.482-8a, and 60.482-10a as provided in § 60.484a.

(2) If the Administrator makes a determination that a means of emission limitation is at least equivalent to the requirements of § 60.482-2a, § 60.482-3a, § 60.482-5a, § 60.482-6a, § 60.482-7a, § 60.482-8a, or § 60.482-10a, an owner or operator shall comply with the requirements of that determination.

(d) Equipment that is in vacuum service is excluded from the requirements of §§ 60.482-2a through 60.482-10a if it is identified as required in § 60.486a(e)(5).

(e) – (g) N/A

[Subpart VVa does not directly apply to sources. Rather, various other subparts in 40 CFR call for Subpart VVa, or specific requirements within it, to be applicable to the source. Subpart VVa is composed of 40 CFR § § 60.480a through 60.489a. In this permit, 40 CFR Part 60, Subpart OOOOa (Applicable requirements for this Subpart are contained in Section E, Source Group G01) call for specific Sections and Subsections of Subpart VVa. Also of the specific Sections and Subsections of Subpart VVa called by Subpart OOOOa are contained in this Source Group G02. Therefore, it is not necessarily true that all requirements in Source Group G02 are applicable to the all of the emission processes comprising G02.]

**# 004 [40 CFR Part 60 Standards of Performance for New Stationary Sources §40 CFR 60.482-2a]
Subpart VVa - Standards of Performance for Equipment Leaks of VOC in the Synthetic Organic Chemicals Manufacturing Industry for Which Construction, Reconstruction, or Modification Commenced After November 7, 2006
Standards: Pumps in light liquid service.**

(a) (1) Each pump in light liquid service shall be monitored monthly to detect leaks by the methods specified in § 60.485a(b), except as provided in § 60.482-1a(c) and (f) and paragraphs (d), (e), and (f) of this section. A pump that begins operation in light liquid service after the initial startup date for the process unit must be monitored for the first time within 30 days after the end of its startup period, except for a pump that replaces a leaking pump and except as provided in § 60.482-1a(c) and paragraphs (d), (e), and (f) of this section.

(2) Each pump in light liquid service shall be checked by visual inspection each calendar week for indications of liquids dripping from the pump seal, except as provided in § 60.482-1a(f).

(b) (1) The instrument reading that defines a leak is specified in paragraphs (b)(1)(i) and (ii) of this section.

**SECTION E. Source Group Plan Approval Restrictions.**

- (i) 5,000 parts per million (ppm) or greater for pumps handling polymerizing monomers;
 - (ii) 2,000 ppm or greater for all other pumps.
- (2) If there are indications of liquids dripping from the pump seal, the owner or operator shall follow the procedure specified in either paragraph (b)(2)(i) or (ii) of this section. This requirement does not apply to a pump that was monitored after a previous weekly inspection and the instrument reading was less than the concentration specified in paragraph (b)(1)(i) or (ii) of this section, whichever is applicable.
- (i) Monitor the pump within 5 days as specified in § 60.485a(b). A leak is detected if the instrument reading measured during monitoring indicates a leak as specified in paragraph (b)(1)(i) or (ii) of this section, whichever is applicable. The leak shall be repaired using the procedures in paragraph (c) of this section.
 - (ii) Designate the visual indications of liquids dripping as a leak, and repair the leak using either the procedures in paragraph (c) of this section or by eliminating the visual indications of liquids dripping.
- (c) (1) When a leak is detected, it shall be repaired as soon as practicable, but not later than 15 calendar days after it is detected, except as provided in § 60.482-9a.
- (2) A first attempt at repair shall be made no later than 5 calendar days after each leak is detected. First attempts at repair include, but are not limited to, the practices described in paragraphs (c)(2)(i) and (ii) of this section, where practicable.
- (i) Tightening the packing gland nuts;
 - (ii) Ensuring that the seal flush is operating at design pressure and temperature.
- (d) Each pump equipped with a dual mechanical seal system that includes a barrier fluid system is exempt from the requirements of paragraph (a) of this section, provided the requirements specified in paragraphs (d)(1) through (6) of this section are met.
- (1) Each dual mechanical seal system is:
- (i) Operated with the barrier fluid at a pressure that is at all times greater than the pump stuffing box pressure; or
 - (ii) Equipped with a barrier fluid degassing reservoir that is routed to a process or fuel gas system or connected by a closed vent system to a control device that complies with the requirements of § 60.482-10a; or
 - (iii) Equipped with a system that purges the barrier fluid into a process stream with zero VOC emissions to the atmosphere.
- (2) The barrier fluid system is in heavy liquid service or is not in VOC service.
- (3) Each barrier fluid system is equipped with a sensor that will detect failure of the seal system, the barrier fluid system, or both.
- (4) (i) Each pump is checked by visual inspection, each calendar week, for indications of liquids dripping from the pump seals.
- (ii) If there are indications of liquids dripping from the pump seal at the time of the weekly inspection, the owner or operator shall follow the procedure specified in either paragraph (d)(4)(ii)(A) or (B) of this section prior to the next required inspection.
- (A) Monitor the pump within 5 days as specified in § 60.485a(b) to determine if there is a leak of VOC in the barrier fluid. If an instrument reading of 2,000 ppm or greater is measured, a leak is detected.
- (B) Designate the visual indications of liquids dripping as a leak.
- (5) (i) Each sensor as described in paragraph (d)(3) is checked daily or is equipped with an audible alarm.

**SECTION E. Source Group Plan Approval Restrictions.**

(ii) The owner or operator determines, based on design considerations and operating experience, a criterion that indicates failure of the seal system, the barrier fluid system, or both.

(iii) If the sensor indicates failure of the seal system, the barrier fluid system, or both, based on the criterion established in paragraph (d)(5)(ii) of this section, a leak is detected.

(6) (i) When a leak is detected pursuant to paragraph (d)(4)(ii)(A) of this section, it shall be repaired as specified in paragraph (c) of this section.

(ii) A leak detected pursuant to paragraph (d)(5)(iii) of this section shall be repaired within 15 days of detection by eliminating the conditions that activated the sensor.

(iii) A designated leak pursuant to paragraph (d)(4)(ii)(B) of this section shall be repaired within 15 days of detection by eliminating visual indications of liquids dripping.

(e) Any pump that is designated, as described in § 60.486a(e)(1) and (2), for no detectable emissions, as indicated by an instrument reading of less than 500 ppm above background, is exempt from the requirements of paragraphs (a), (c), and (d) of this section if the pump:

(1) Has no externally actuated shaft penetrating the pump housing;

(2) Is demonstrated to be operating with no detectable emissions as indicated by an instrument reading of less than 500 ppm above background as measured by the methods specified in § 60.485a(c); and

(3) Is tested for compliance with paragraph (e)(2) of this section initially upon designation, annually, and at other times requested by the Administrator.

(f) If any pump is equipped with a closed vent system capable of capturing and transporting any leakage from the seal or seals to a process or to a fuel gas system or to a control device that complies with the requirements of § 60.482-10a, it is exempt from paragraphs (a) through (e) of this section.

(g) Any pump that is designated, as described in § 60.486a(f)(1), as an unsafe-to-monitor pump is exempt from the monitoring and inspection requirements of paragraphs (a) and (d)(4) through (6) of this section if:

(1) The owner or operator of the pump demonstrates that the pump is unsafe-to-monitor because monitoring personnel would be exposed to an immediate danger as a consequence of complying with paragraph (a) of this section; and

(2) The owner or operator of the pump has a written plan that requires monitoring of the pump as frequently as practicable during safe-to-monitor times, but not more frequently than the periodic monitoring schedule otherwise applicable, and repair of the equipment according to the procedures in paragraph (c) of this section if a leak is detected.

(h) Any pump that is located within the boundary of an unmanned plant site is exempt from the weekly visual inspection requirement of paragraphs (a)(2) and (d)(4) of this section, and the daily requirements of paragraph (d)(5) of this section, provided that each pump is visually inspected as often as practicable and at least monthly.

[This requirement is not necessarily applicable to all sources comprising Source Group G02 - Sources Which have Potentially Applicable Requirements in 40 CFR Part 60, Subpart VVa. See comment under the Condition containing 40 CFR Part 60 Standards of Performance for New Stationary Sources §40 CFR 60.482-1a]

**# 005 [40 CFR Part 60 Standards of Performance for New Stationary Sources §40 CFR 60.482-3a]
Subpart VVa - Standards of Performance for Equipment Leaks of VOC in the Synthetic Organic Chemicals Manufacturing Industry for Which Construction, Reconstruction, or Modification Commenced After November 7, 2006
Standards: Compressors.**

(a) Each compressor shall be equipped with a seal system that includes a barrier fluid system and that prevents leakage of VOC to the atmosphere, except as provided in § 60.482-1a(c) and paragraphs (h), (i), and (j) of this section.

(b) Each compressor seal system as required in paragraph (a) of this section shall be:

**SECTION E. Source Group Plan Approval Restrictions.**

- (1) Operated with the barrier fluid at a pressure that is greater than the compressor stuffing box pressure; or
- (2) Equipped with a barrier fluid system degassing reservoir that is routed to a process or fuel gas system or connected by a closed vent system to a control device that complies with the requirements of § 60.482-10a; or
- (3) Equipped with a system that purges the barrier fluid into a process stream with zero VOC emissions to the atmosphere.
- (c) The barrier fluid system shall be in heavy liquid service or shall not be in VOC service.
- (d) Each barrier fluid system as described in paragraph (a) shall be equipped with a sensor that will detect failure of the seal system, barrier fluid system, or both.
- (e) (1) Each sensor as required in paragraph (d) of this section shall be checked daily or shall be equipped with an audible alarm.
- (2) The owner or operator shall determine, based on design considerations and operating experience, a criterion that indicates failure of the seal system, the barrier fluid system, or both.
- (f) If the sensor indicates failure of the seal system, the barrier system, or both based on the criterion determined under paragraph (e)(2) of this section, a leak is detected.
- (g) (1) When a leak is detected, it shall be repaired as soon as practicable, but not later than 15 calendar days after it is detected, except as provided in § 60.482-9a.
- (2) A first attempt at repair shall be made no later than 5 calendar days after each leak is detected.
- (h) A compressor is exempt from the requirements of paragraphs (a) and (b) of this section, if it is equipped with a closed vent system to capture and transport leakage from the compressor drive shaft back to a process or fuel gas system or to a control device that complies with the requirements of § 60.482-10a, except as provided in paragraph (i) of this section.
- (i) Any compressor that is designated, as described in § 60.486a(e)(1) and (2), for no detectable emissions, as indicated by an instrument reading of less than 500 ppm above background, is exempt from the requirements of paragraphs (a) through (h) of this section if the compressor:
- (1) Is demonstrated to be operating with no detectable emissions, as indicated by an instrument reading of less than 500 ppm above background, as measured by the methods specified in § 60.485a(c); and
- (2) Is tested for compliance with paragraph (i)(1) of this section initially upon designation, annually, and at other times requested by the Administrator.
- (j) Any existing reciprocating compressor in a process unit which becomes an affected facility under provisions of § 60.14 or § 60.15 is exempt from paragraphs (a) through (e) and (h) of this section, provided the owner or operator demonstrates that recasting the distance piece or replacing the compressor are the only options available to bring the compressor into compliance with the provisions of paragraphs (a) through (e) and (h) of this section.

[This requirement is not necessarily applicable to all sources comprising Source Group G02 - Sources Which have Potentially Applicable Requirements in 40 CFR Part 60, Subpart VVa. See comment under the Condition containing 40 CFR Part 60 Standards of Performance for New Stationary Sources §40 CFR 60.482-1a]

**# 006 [40 CFR Part 60 Standards of Performance for New Stationary Sources §40 CFR 60.482-4a]
Subpart VVa - Standards of Performance for Equipment Leaks of VOC in the Synthetic Organic Chemicals Manufacturing Industry for Which Construction, Reconstruction, or Modification Commenced After November 7, 2006
Standards: Pressure relief devices in gas/vapor service.**

- (a) Except during pressure releases, each pressure relief device in gas/vapor service shall be operated with no detectable emissions, as indicated by an instrument reading of less than 500 ppm above background, as determined by the methods specified in § 60.485a(c).
- (b) (1) After each pressure release, the pressure relief device shall be returned to a condition of no detectable emissions, as indicated by an instrument reading of less than 500 ppm above background, as soon as practicable, but no later than 5

**SECTION E. Source Group Plan Approval Restrictions.**

calendar days after the pressure release, except as provided in § 60.482-9a.

(2) No later than 5 calendar days after the pressure release, the pressure relief device shall be monitored to confirm the conditions of no detectable emissions, as indicated by an instrument reading of less than 500 ppm above background, by the methods specified in § 60.485a(c).

(c) Any pressure relief device that is routed to a process or fuel gas system or equipped with a closed vent system capable of capturing and transporting leakage through the pressure relief device to a control device as described in § 60.482-10a is exempted from the requirements of paragraphs (a) and (b) of this section.

(d) (1) Any pressure relief device that is equipped with a rupture disk upstream of the pressure relief device is exempt from the requirements of paragraphs (a) and (b) of this section, provided the owner or operator complies with the requirements in paragraph (d)(2) of this section.

(2) After each pressure release, a new rupture disk shall be installed upstream of the pressure relief device as soon as practicable, but no later than 5 calendar days after each pressure release, except as provided in § 60.482-9a.

[This requirement is not necessarily applicable to all sources comprising Source Group G02 - Sources Which have Potentially Applicable Requirements in 40 CFR Part 60, Subpart VVa. See comment under the Condition containing 40 CFR Part 60 Standards of Performance for New Stationary Sources §40 CFR 60.482-1a]

007 [40 CFR Part 60 Standards of Performance for New Stationary Sources §40 CFR 60.482-5a]

Subpart VVa - Standards of Performance for Equipment Leaks of VOC in the Synthetic Organic Chemicals Manufacturing Industry for Which Construction, Reconstruction, or Modification Commenced After November 7, 2006 Standards: Sampling connection systems.

(a) Each sampling connection system shall be equipped with a closed-purge, closed-loop, or closed-vent system, except as provided in § 60.482-1a(c) and paragraph (c) of this section.

(b) Each closed-purge, closed-loop, or closed-vent system as required in paragraph (a) of this section shall comply with the requirements specified in paragraphs (b)(1) through (4) of this section.

(1) Gases displaced during filling of the sample container are not required to be collected or captured.

(2) Containers that are part of a closed-purge system must be covered or closed when not being filled or emptied.

(3) Gases remaining in the tubing or piping between the closed-purge system valve(s) and sample container valve(s) after the valves are closed and the sample container is disconnected are not required to be collected or captured.

(4) Each closed-purge, closed-loop, or closed-vent system shall be designed and operated to meet requirements in either paragraph (b)(4)(i), (ii), (iii), or (iv) of this section.

(i) Return the purged process fluid directly to the process line.

(ii) Collect and recycle the purged process fluid to a process.

(iii) Capture and transport all the purged process fluid to a control device that complies with the requirements of § 60.482-10a.

(iv) Collect, store, and transport the purged process fluid to any of the following systems or facilities:

(A) A waste management unit as defined in 40 CFR 63.111, if the waste management unit is subject to and operated in compliance with the provisions of 40 CFR part 63, subpart G, applicable to Group 1 wastewater streams;

(B) A treatment, storage, or disposal facility subject to regulation under 40 CFR part 262, 264, 265, or 266;

(C) A facility permitted, licensed, or registered by a state to manage municipal or industrial solid waste, if the process fluids

**SECTION E. Source Group Plan Approval Restrictions.**

are not hazardous waste as defined in 40 CFR part 261;

(D) A waste management unit subject to and operated in compliance with the treatment requirements of 40 CFR 61.348(a), provided all waste management units that collect, store, or transport the purged process fluid to the treatment unit are subject to and operated in compliance with the management requirements of 40 CFR 61.343 through 40 CFR 61.347; or

(E) A device used to burn off-specification used oil for energy recovery in accordance with 40 CFR part 279, subpart G, provided the purged process fluid is not hazardous waste as defined in 40 CFR part 261.

(c) In-situ sampling systems and sampling systems without purges are exempt from the requirements of paragraphs (a) and (b) of this section.

[This requirement is not necessarily applicable to all sources comprising Source Group G02 - Sources Which have Potentially Applicable Requirements in 40 CFR Part 60, Subpart VVa. See comment under the Condition containing 40 CFR Part 60 Standards of Performance for New Stationary Sources §40 CFR 60.482-1a]

**# 008 [40 CFR Part 60 Standards of Performance for New Stationary Sources §40 CFR 60.482-6a]
Subpart VVa - Standards of Performance for Equipment Leaks of VOC in the Synthetic Organic Chemicals Manufacturing Industry for Which Construction, Reconstruction, or Modification Commenced After November 7, 2006
Standards: Open-ended valves or lines.**

(a) (1) Each open-ended valve or line shall be equipped with a cap, blind flange, plug, or a second valve, except as provided in § 60.482-1a(c) and paragraphs (d) and (e) of this section.

(2) The cap, blind flange, plug, or second valve shall seal the open end at all times except during operations requiring process fluid flow through the open-ended valve or line.

(b) Each open-ended valve or line equipped with a second valve shall be operated in a manner such that the valve on the process fluid end is closed before the second valve is closed.

(c) When a double block-and-bleed system is being used, the bleed valve or line may remain open during operations that require venting the line between the block valves but shall comply with paragraph (a) of this section at all other times.

(d) Open-ended valves or lines in an emergency shutdown system which are designed to open automatically in the event of a process upset are exempt from the requirements of paragraphs (a), (b), and (c) of this section.

(e) Open-ended valves or lines containing materials which would autocatalytically polymerize or would present an explosion, serious overpressure, or other safety hazard if capped or equipped with a double block and bleed system as specified in paragraphs (a) through (c) of this section are exempt from the requirements of paragraphs (a) through (c) of this section.

[This requirement is not necessarily applicable to all sources comprising Source Group G02 - Sources Which have Potentially Applicable Requirements in 40 CFR Part 60, Subpart VVa. See comment under the Condition containing 40 CFR Part 60 Standards of Performance for New Stationary Sources §40 CFR 60.482-1a]

**# 009 [40 CFR Part 60 Standards of Performance for New Stationary Sources §40 CFR 60.482-7a]
Subpart VVa - Standards of Performance for Equipment Leaks of VOC in the Synthetic Organic Chemicals Manufacturing Industry for Which Construction, Reconstruction, or Modification Commenced After November 7, 2006
Standards: Valves in gas/vapor service and in light liquid service.**

(a) (1) Each valve shall be monitored monthly to detect leaks by the methods specified in § 60.485a(b) and shall comply with paragraphs (b) through (e) of this section, except as provided in paragraphs (f), (g), and (h) of this section, § 60.482-1a(c) and (f), and §§ 60.483-1a and 60.483-2a.

(2) A valve that begins operation in gas/vapor service or light liquid service after the initial startup date for the process unit must be monitored according to paragraphs (a)(2)(i) or (ii), except for a valve that replaces a leaking valve and except as provided in paragraphs (f), (g), and (h) of this section, § 60.482-1a(c), and §§ 60.483-1a and 60.483-2a.

**SECTION E. Source Group Plan Approval Restrictions.**

- (i) Monitor the valve as in paragraph (a)(1) of this section. The valve must be monitored for the first time within 30 days after the end of its startup period to ensure proper installation.
- (ii) If the existing valves in the process unit are monitored in accordance with § 60.483-1a or § 60.483-2a, count the new valve as leaking when calculating the percentage of valves leaking as described in § 60.483-2a(b)(5). If less than 2.0 percent of the valves are leaking for that process unit, the valve must be monitored for the first time during the next scheduled monitoring event for existing valves in the process unit or within 90 days, whichever comes first.
- (b) If an instrument reading of 500 ppm or greater is measured, a leak is detected.
- (c) (1) (i) Any valve for which a leak is not detected for 2 successive months may be monitored the first month of every quarter, beginning with the next quarter, until a leak is detected.
- (ii) As an alternative to monitoring all of the valves in the first month of a quarter, an owner or operator may elect to subdivide the process unit into two or three subgroups of valves and monitor each subgroup in a different month during the quarter, provided each subgroup is monitored every 3 months. The owner or operator must keep records of the valves assigned to each subgroup.
- (2) If a leak is detected, the valve shall be monitored monthly until a leak is not detected for 2 successive months.
- (d) (1) When a leak is detected, it shall be repaired as soon as practicable, but no later than 15 calendar days after the leak is detected, except as provided in § 60.482-9a.
- (2) A first attempt at repair shall be made no later than 5 calendar days after each leak is detected.
- (e) First attempts at repair include, but are not limited to, the following best practices where practicable:
- (1) Tightening of bonnet bolts;
 - (2) Replacement of bonnet bolts;
 - (3) Tightening of packing gland nuts;
 - (4) Injection of lubricant into lubricated packing.
- (f) Any valve that is designated, as described in § 60.486a(e)(2), for no detectable emissions, as indicated by an instrument reading of less than 500 ppm above background, is exempt from the requirements of paragraph (a) of this section if the valve:
- (1) Has no external actuating mechanism in contact with the process fluid,
 - (2) Is operated with emissions less than 500 ppm above background as determined by the method specified in § 60.485a(c), and
 - (3) Is tested for compliance with paragraph (f)(2) of this section initially upon designation, annually, and at other times requested by the Administrator.
- (g) Any valve that is designated, as described in § 60.486a(f)(1), as an unsafe-to-monitor valve is exempt from the requirements of paragraph (a) of this section if:
- (1) The owner or operator of the valve demonstrates that the valve is unsafe to monitor because monitoring personnel would be exposed to an immediate danger as a consequence of complying with paragraph (a) of this section, and
 - (2) The owner or operator of the valve adheres to a written plan that requires monitoring of the valve as frequently as practicable during safe-to-monitor times.
- (h) Any valve that is designated, as described in § 60.486a(f)(2), as a difficult-to-monitor valve is exempt from the

**SECTION E. Source Group Plan Approval Restrictions.**

requirements of paragraph (a) of this section if:

- (1) The owner or operator of the valve demonstrates that the valve cannot be monitored without elevating the monitoring personnel more than 2 meters above a support surface.
- (2) The process unit within which the valve is located either:
 - (i) Becomes an affected facility through § 60.14 or § 60.15 and was constructed on or before January 5, 1981; or
 - (ii) Has less than 3.0 percent of its total number of valves designated as difficult-to-monitor by the owner or operator.
- (3) The owner or operator of the valve follows a written plan that requires monitoring of the valve at least once per calendar year.

[This requirement is not necessarily applicable to all sources comprising Source Group G02 - Sources Which have Potentially Applicable Requirements in 40 CFR Part 60, Subpart VVa. See comment under the Condition containing 40 CFR Part 60 Standards of Performance for New Stationary Sources §40 CFR 60.482-1a]

**# 010 [40 CFR Part 60 Standards of Performance for New Stationary Sources §40 CFR 60.482-8a]
Subpart VVa - Standards of Performance for Equipment Leaks of VOC in the Synthetic Organic Chemicals Manufacturing Industry for Which Construction, Reconstruction, or Modification Commenced After November 7, 2006
Standards: Pumps, valves, and connectors in heavy liquid service and pressure relief devices in light liquid or heavy liquid service.**

(a) If evidence of a potential leak is found by visual, audible, olfactory, or any other detection method at pumps, valves, and connectors in heavy liquid service and pressure relief devices in light liquid or heavy liquid service, the owner or operator shall follow either one of the following procedures:

- (1) The owner or operator shall monitor the equipment within 5 days by the method specified in § 60.485a(b) and shall comply with the requirements of paragraphs (b) through (d) of this section.
 - (2) The owner or operator shall eliminate the visual, audible, olfactory, or other indication of a potential leak within 5 calendar days of detection.
- (b) If an instrument reading of 10,000 ppm or greater is measured, a leak is detected.
- (c) (1) When a leak is detected, it shall be repaired as soon as practicable, but not later than 15 calendar days after it is detected, except as provided in § 60.482-9a.
- (2) The first attempt at repair shall be made no later than 5 calendar days after each leak is detected.
- (d) First attempts at repair include, but are not limited to, the best practices described under §§ 60.482-2a(c)(2) and 60.482-7a(e).

[This requirement is not necessarily applicable to all sources comprising Source Group G02 - Sources Which have Potentially Applicable Requirements in 40 CFR Part 60, Subpart VVa. See comment under the Condition containing 40 CFR Part 60 Standards of Performance for New Stationary Sources §40 CFR 60.482-1a]

**# 011 [40 CFR Part 60 Standards of Performance for New Stationary Sources §40 CFR 60.482-9a]
Subpart VVa - Standards of Performance for Equipment Leaks of VOC in the Synthetic Organic Chemicals Manufacturing Industry for Which Construction, Reconstruction, or Modification Commenced After November 7, 2006
Standards: Delay of repair.**

40 CFR § 60.482-9a Standards: Delay of repair, is included in this permit by reference.

[This requirement is not necessarily applicable to all sources comprising Source Group G02 - Sources Which have Potentially Applicable Requirements in 40 CFR Part 60, Subpart VVa. See comment under the Condition containing 40 CFR Part 60 Standards of Performance for New Stationary Sources §40 CFR 60.482-1a]

**SECTION E. Source Group Plan Approval Restrictions.**

**# 012 [40 CFR Part 60 Standards of Performance for New Stationary Sources §40 CFR 60.483-1a]
Subpart VVa - Standards of Performance for Equipment Leaks of VOC in the Synthetic Organic Chemicals
Manufacturing Industry for Which Construction, Reconstruction, or Modification Commenced After November 7, 2006
Alternative standards for valves - allowable percentage of valves leaking.**

- (a) An owner or operator may elect to comply with an allowable percentage of valves leaking of equal to or less than 2.0 percent.
- (b) The following requirements shall be met if an owner or operator wishes to comply with an allowable percentage of valves leaking:
- (1) An owner or operator must notify the Administrator that the owner or operator has elected to comply with the allowable percentage of valves leaking before implementing this alternative standard, as specified in § 60.487a(d).
 - (2) A performance test as specified in paragraph (c) of this section shall be conducted initially upon designation, annually, and at other times requested by the Administrator.
 - (3) If a valve leak is detected, it shall be repaired in accordance with § 60.482-7a(d) and (e).
- (c) Performance tests shall be conducted in the following manner:
- (1) All valves in gas/vapor and light liquid service within the affected facility shall be monitored within 1 week by the methods specified in § 60.485a(b).
 - (2) If an instrument reading of 500 ppm or greater is measured, a leak is detected.
 - (3) The leak percentage shall be determined by dividing the number of valves for which leaks are detected by the number of valves in gas/vapor and light liquid service within the affected facility.
- (d) Owners and operators who elect to comply with this alternative standard shall not have an affected facility with a leak percentage greater than 2.0 percent, determined as described in § 60.485a(h).

[This requirement is not necessarily applicable to all sources comprising Source Group G02 - Sources Which have Potentially Applicable Requirements in 40 CFR Part 60, Subpart VVa. See comment under the Condition containing 40 CFR Part 60 Standards of Performance for New Stationary Sources §40 CFR 60.482-1a]

**# 013 [40 CFR Part 60 Standards of Performance for New Stationary Sources §40 CFR 60.483-2a]
Subpart VVa - Standards of Performance for Equipment Leaks of VOC in the Synthetic Organic Chemicals
Manufacturing Industry for Which Construction, Reconstruction, or Modification Commenced After November 7, 2006
Alternative standards for valves - skip period leak detection and repair.**

- (a) (1) An owner or operator may elect to comply with one of the alternative work practices specified in paragraphs (b)(2) and (3) of this section.
- (2) An owner or operator must notify the Administrator before implementing one of the alternative work practices, as specified in § 60.487(d)a.
- (b) (1) An owner or operator shall comply initially with the requirements for valves in gas/vapor service and valves in light liquid service, as described in § 60.482-7a.
- (2) After 2 consecutive quarterly leak detection periods with the percent of valves leaking equal to or less than 2.0, an owner or operator may begin to skip 1 of the quarterly leak detection periods for the valves in gas/vapor and light liquid service.
 - (3) After 5 consecutive quarterly leak detection periods with the percent of valves leaking equal to or less than 2.0, an owner or operator may begin to skip 3 of the quarterly leak detection periods for the valves in gas/vapor and light liquid service.
 - (4) If the percent of valves leaking is greater than 2.0, the owner or operator shall comply with the requirements as described in § 60.482-7a but can again elect to use this section.

**SECTION E. Source Group Plan Approval Restrictions.**

- (5) The percent of valves leaking shall be determined as described in § 60.485a(h).
- (6) An owner or operator must keep a record of the percent of valves found leaking during each leak detection period.
- (7) A valve that begins operation in gas/vapor service or light liquid service after the initial startup date for a process unit following one of the alternative standards in this section must be monitored in accordance with § 60.482-7a(a)(2)(i) or (ii) before the provisions of this section can be applied to that valve.

[This requirement is not necessarily applicable to all sources comprising Source Group G02 - Sources Which have Potentially Applicable Requirements in 40 CFR Part 60, Subpart VVa. See comment under the Condition containing 40 CFR Part 60 Standards of Performance for New Stationary Sources §40 CFR 60.482-1a]

**# 014 [40 CFR Part 60 Standards of Performance for New Stationary Sources §40 CFR 60.484a]
Subpart VVa - Standards of Performance for Equipment Leaks of VOC in the Synthetic Organic Chemicals Manufacturing Industry for Which Construction, Reconstruction, or Modification Commenced After November 7, 2006
Equivalence of means of emission limitation.**

- (a) Each owner or operator subject to the provisions of this subpart may apply to the Administrator for determination of equivalence for any means of emission limitation that achieves a reduction in emissions of VOC at least equivalent to the reduction in emissions of VOC achieved by the controls required in this subpart.
- (b) Determination of equivalence to the equipment, design, and operational requirements of this subpart will be evaluated by the following guidelines:
- (1) Each owner or operator applying for an equivalence determination shall be responsible for collecting and verifying test data to demonstrate equivalence of means of emission limitation.
- (2) The Administrator will compare test data for demonstrating equivalence of the means of emission limitation to test data for the equipment, design, and operational requirements.
- (3) The Administrator may condition the approval of equivalence on requirements that may be necessary to assure operation and maintenance to achieve the same emission reduction as the equipment, design, and operational requirements.
- (c) Determination of equivalence to the required work practices in this subpart will be evaluated by the following guidelines:
- (1) Each owner or operator applying for a determination of equivalence shall be responsible for collecting and verifying test data to demonstrate equivalence of an equivalent means of emission limitation.
- (2) For each affected facility for which a determination of equivalence is requested, the emission reduction achieved by the required work practice shall be demonstrated.
- (3) For each affected facility, for which a determination of equivalence is requested, the emission reduction achieved by the equivalent means of emission limitation shall be demonstrated.
- (4) Each owner or operator applying for a determination of equivalence shall commit in writing to work practice(s) that provide for emission reductions equal to or greater than the emission reductions achieved by the required work practice.
- (5) The Administrator will compare the demonstrated emission reduction for the equivalent means of emission limitation to the demonstrated emission reduction for the required work practices and will consider the commitment in paragraph (c)(4) of this section.
- (6) The Administrator may condition the approval of equivalence on requirements that may be necessary to assure operation and maintenance to achieve the same emission reduction as the required work practice.
- (d) An owner or operator may offer a unique approach to demonstrate the equivalence of any equivalent means of emission limitation.
- (e) (1) After a request for determination of equivalence is received, the Administrator will publish a notice in the Federal Register and provide the opportunity for public hearing if the Administrator judges that the request may be approved.

**SECTION E. Source Group Plan Approval Restrictions.**

(2) After notice and opportunity for public hearing, the Administrator will determine the equivalence of a means of emission limitation and will publish the determination in the Federal Register.

(3) Any equivalent means of emission limitations approved under this section shall constitute a required work practice, equipment, design, or operational standard within the meaning of section 111(h)(1) of the CAA.

(f) (1) Manufacturers of equipment used to control equipment leaks of VOC may apply to the Administrator for determination of equivalence for any equivalent means of emission limitation that achieves a reduction in emissions of VOC achieved by the equipment, design, and operational requirements of this subpart.

(2) The Administrator will make an equivalence determination according to the provisions of paragraphs (b), (c), (d), and (e) of this section.

[This requirement is not necessarily applicable to all sources comprising Source Group G02 - Sources Which have Potentially Applicable Requirements in 40 CFR Part 60, Subpart VVa. See comment under the Condition containing 40 CFR Part 60 Standards of Performance for New Stationary Sources §40 CFR 60.482-1a]

015 [40 CFR Part 60 Standards of Performance for New Stationary Sources §40 CFR 60.485a]**Subpart VVa - Standards of Performance for Equipment Leaks of VOC in the Synthetic Organic Chemicals Manufacturing Industry for Which Construction, Reconstruction, or Modification Commenced After November 7, 2006
Test methods and procedures.**

(a) In conducting the performance tests required in § 60.8, the owner or operator shall use as reference methods and procedures the test methods in appendix A of this part or other methods and procedures as specified in this section, except as provided in § 60.8(b).

(b) The owner or operator shall determine compliance with the standards in §§ 60.482-1a through 60.482-11a, 60.483a, and 60.484a as follows:

(1) Method 21 shall be used to determine the presence of leaking sources. The instrument shall be calibrated before use each day of its use by the procedures specified in Method 21 of appendix A-7 of this part. The following calibration gases shall be used:

(i) Zero air (less than 10 ppm of hydrocarbon in air); and

(ii) A mixture of methane or n-hexane and air at a concentration no more than 2,000 ppm greater than the leak definition concentration of the equipment monitored. If the monitoring instrument's design allows for multiple calibration scales, then the lower scale shall be calibrated with a calibration gas that is no higher than 2,000 ppm above the concentration specified as a leak, and the highest scale shall be calibrated with a calibration gas that is approximately equal to 10,000 ppm. If only one scale on an instrument will be used during monitoring, the owner or operator need not calibrate the scales that will not be used during that day's monitoring.

(2) A calibration drift assessment shall be performed, at a minimum, at the end of each monitoring day. Check the instrument using the same calibration gas(es) that were used to calibrate the instrument before use. Follow the procedures specified in Method 21 of appendix A-7 of this part, Section 10.1, except do not adjust the meter readout to correspond to the calibration gas value. Record the instrument reading for each scale used as specified in § 60.486a(e)(7). Calculate the average algebraic difference between the three meter readings and the most recent calibration value. Divide this algebraic difference by the initial calibration value and multiply by 100 to express the calibration drift as a percentage. If any calibration drift assessment shows a negative drift of more than 10 percent from the initial calibration value, then all equipment monitored since the last calibration with instrument readings below the appropriate leak definition and above the leak definition multiplied by (100 minus the percent of negative drift/divided by 100) must be re-monitored. If any calibration drift assessment shows a positive drift of more than 10 percent from the initial calibration value, then, at the owner/operator's discretion, all equipment since the last calibration with instrument readings above the appropriate leak definition and below the leak definition multiplied by (100 plus the percent of positive drift/divided by 100) may be re-monitored.

(c) The owner or operator shall determine compliance with the no-detectable-emission standards in §§ 60.482-2a(e), 60.482-3a(i), 60.482-4a, 60.482-7a(f), and 60.482-10a(e) as follows:

(1) The requirements of paragraph (b) shall apply.

**SECTION E. Source Group Plan Approval Restrictions.**

(2) Method 21 of appendix A-7 of this part shall be used to determine the background level. All potential leak interfaces shall be traversed as close to the interface as possible. The arithmetic difference between the maximum concentration indicated by the instrument and the background level is compared with 500 ppm for determining compliance.

(d) The owner or operator shall test each piece of equipment unless he demonstrates that a process unit is not in VOC service, i.e., that the VOC content would never be reasonably expected to exceed 10 percent by weight. For purposes of this demonstration, the following methods and procedures shall be used:

(1) Procedures that conform to the general methods in ASTM E260-73, 91, or 96, E168-67, 77, or 92, E169-63, 77, or 93 (incorporated by reference - see § 60.17) shall be used to determine the percent VOC content in the process fluid that is contained in or contacts a piece of equipment.

(2) Organic compounds that are considered by the Administrator to have negligible photochemical reactivity may be excluded from the total quantity of organic compounds in determining the VOC content of the process fluid.

(3) Engineering judgment may be used to estimate the VOC content, if a piece of equipment had not been shown previously to be in service. If the Administrator disagrees with the judgment, paragraphs (d)(1) and (2) of this section shall be used to resolve the disagreement.

(e) The owner or operator shall demonstrate that a piece of equipment is in light liquid service by showing that all the following conditions apply:

(1) The vapor pressure of one or more of the organic components is greater than 0.3 kPa at 20 °C (1.2 in. H₂O at 68 °F). Standard reference texts or ASTM D2879-83, 96, or 97 (incorporated by reference - see § 60.17) shall be used to determine the vapor pressures.

(2) The total concentration of the pure organic components having a vapor pressure greater than 0.3 kPa at 20 °C (1.2 in. H₂O at 68 °F) is equal to or greater than 20 percent by weight.

(3) The fluid is a liquid at operating conditions.

(f) Samples used in conjunction with paragraphs (d), (e), and (g) of this section shall be representative of the process fluid that is contained in or contacts the equipment or the gas being combusted in the flare.

(g) The owner or operator shall determine compliance with the standards of flares as follows:

(1) Method 22 of appendix A-7 of this part shall be used to determine visible emissions.

(2) A thermocouple or any other equivalent device shall be used to monitor the presence of a pilot flame in the flare.

(3) The maximum permitted velocity for air assisted flares shall be computed using the following equation:

$$V_{max} = K1 + K2HT$$

Where:

V_{max} = Maximum permitted velocity, m/sec (ft/sec).

HT = Net heating value of the gas being combusted, MJ/scm (Btu/scf).

$K1$ = 8.706 m/sec (metric units) = 28.56 ft/sec (English units).

$K2$ = 0.7084 m⁴/(MJ-sec) (metric units) = 0.087 ft⁴/(Btu-sec) (English units).

(4) The net heating value (HT) of the gas being combusted in a flare shall be computed using the following equation:

$$H_i = K * \text{Sum}\{ \text{from } i=1, \text{ to } i=n\} C_i * H$$

**SECTION E. Source Group Plan Approval Restrictions.**

Where:

K = Conversion constant, 1.740×10^{-7} (g-mole)(MJ)/(ppm-scm-kcal) (metric units) = 4.674×10^{-6} [(g-mole)(Btu)/(ppm-scf-kcal)] (English units).

C_i = Concentration of sample component "i," ppm

H_i = net heat of combustion of sample component "i" at 25 °C and 760 mm Hg (77 °F and 14.7 psi), kcal/g-mole.

(5) Method 18 of appendix A-6 of this part or ASTM D6420-99 (2004) (where the target compound(s) are those listed in Section 1.1 of ASTM D6420-99, and the target concentration is between 150 parts per billion by volume and 100 ppmv) and ASTM D2504-67, 77, or 88 (Reapproved 1993) (incorporated by reference-see § 60.17) shall be used to determine the concentration of sample component "i."

(6) ASTM D2382-76 or 88 or D4809-95 (incorporated by reference-see § 60.17) shall be used to determine the net heat of combustion of component "i" if published values are not available or cannot be calculated.

(7) Method 2, 2A, 2C, or 2D of appendix A-7 of this part, as appropriate, shall be used to determine the actual exit velocity of a flare. If needed, the unobstructed (free) cross-sectional area of the flare tip shall be used.

(h) The owner or operator shall determine compliance with § 60.483-1a or § 60.483-2a as follows:

(1) The percent of valves leaking shall be determined using the following equation:

$$\%VL = (VL / VT) * 100$$

Where:

$\%VL$ = Percent leaking valves.

VL = Number of valves found leaking.

VT = The sum of the total number of valves monitored.

(2) The total number of valves monitored shall include difficult-to-monitor and unsafe-to-monitor valves only during the monitoring period in which those valves are monitored.

(3) The number of valves leaking shall include valves for which repair has been delayed.

(4) Any new valve that is not monitored within 30 days of being placed in service shall be included in the number of valves leaking and the total number of valves monitored for the monitoring period in which the valve is placed in service.

(5) If the process unit has been subdivided in accordance with § 60.482-7a(c)(1)(ii), the sum of valves found leaking during a monitoring period includes all subgroups.

(6) The total number of valves monitored does not include a valve monitored to verify repair.

[This requirement is not necessarily applicable to all sources comprising Source Group G02 - Sources Which have Potentially Applicable Requirements in 40 CFR Part 60, Subpart VVa. See comment under the Condition containing 40 CFR Part 60 Standards of Performance for New Stationary Sources §40 CFR 60.482-1a]

**# 016 [40 CFR Part 60 Standards of Performance for New Stationary Sources §40 CFR 60.486a]
Subpart VVa - Standards of Performance for Equipment Leaks of VOC in the Synthetic Organic Chemicals Manufacturing Industry for Which Construction, Reconstruction, or Modification Commenced After November 7, 2006
Recordkeeping requirements.**

**SECTION E. Source Group Plan Approval Restrictions.**

(a) (1) Each owner or operator subject to the provisions of this subpart shall comply with the recordkeeping requirements of this section.

(2) An owner or operator of more than one affected facility subject to the provisions of this subpart may comply with the recordkeeping requirements for these facilities in one recordkeeping system if the system identifies each record by each facility.

(3) The owner or operator shall record the information specified in paragraphs (a)(3)(i) through (v) of this section for each monitoring event required by §§ 60.482-2a, 60.482-3a, 60.482-7a, 60.482-8a, 60.482-11a, and 60.483-2a.

(i) Monitoring instrument identification.

(ii) Operator identification.

(iii) Equipment identification.

(iv) Date of monitoring.

(v) Instrument reading.

(b) When each leak is detected as specified in §§ 60.482-2a, 60.482-3a, 60.482-7a, 60.482-8a, 60.482-11a, and 60.483-2a, the following requirements apply:

(1) A weatherproof and readily visible identification, marked with the equipment identification number, shall be attached to the leaking equipment.

(2) The identification on a valve may be removed after it has been monitored for 2 successive months as specified in § 60.482-7a(c) and no leak has been detected during those 2 months.

(3) The identification on a connector may be removed after it has been monitored as specified in § 60.482-11a(b)(3)(iv) and no leak has been detected during that monitoring.

(4) The identification on equipment, except on a valve or connector, may be removed after it has been repaired.

(c) When each leak is detected as specified in §§ 60.482-2a, 60.482-3a, 60.482-7a, 60.482-8a, 60.482-11a, and 60.483-2a, the following information shall be recorded in a log and shall be kept for 2 years in a readily accessible location:

(1) The instrument and operator identification numbers and the equipment identification number, except when indications of liquids dripping from a pump are designated as a leak.

(2) The date the leak was detected and the dates of each attempt to repair the leak.

(3) Repair methods applied in each attempt to repair the leak.

(4) Maximum instrument reading measured by Method 21 of appendix A-7 of this part at the time the leak is successfully repaired or determined to be nonrepairable, except when a pump is repaired by eliminating indications of liquids dripping.

(5) "Repair delayed" and the reason for the delay if a leak is not repaired within 15 calendar days after discovery of the leak.

(6) The signature of the owner or operator (or designate) whose decision it was that repair could not be effected without a process shutdown.

(7) The expected date of successful repair of the leak if a leak is not repaired within 15 days.

(8) Dates of process unit shutdowns that occur while the equipment is unrepaired.

(9) The date of successful repair of the leak.

**SECTION E. Source Group Plan Approval Restrictions.**

(d) The following information pertaining to the design requirements for closed vent systems and control devices described in § 60.482-10a shall be recorded and kept in a readily accessible location:

- (1) Detailed schematics, design specifications, and piping and instrumentation diagrams.
- (2) The dates and descriptions of any changes in the design specifications.
- (3) A description of the parameter or parameters monitored, as required in § 60.482-10a(e), to ensure that control devices are operated and maintained in conformance with their design and an explanation of why that parameter (or parameters) was selected for the monitoring.
- (4) Periods when the closed vent systems and control devices required in §§ 60.482-2a, 60.482-3a, 60.482-4a, and 60.482-5a are not operated as designed, including periods when a flare pilot light does not have a flame.
- (5) Dates of startups and shutdowns of the closed vent systems and control devices required in §§ 60.482-2a, 60.482-3a, 60.482-4a, and 60.482-5a.

(e) The following information pertaining to all equipment subject to the requirements in §§ 60.482-1a to 60.482-11a shall be recorded in a log that is kept in a readily accessible location:

- (1) A list of identification numbers for equipment subject to the requirements of this subpart.
- (2) (i) A list of identification numbers for equipment that are designated for no detectable emissions under the provisions of §§ 60.482-2a(e), 60.482-3a(i), and 60.482-7a(f).
(ii) The designation of equipment as subject to the requirements of § 60.482-2a(e), § 60.482-3a(i), or § 60.482-7a(f) shall be signed by the owner or operator. Alternatively, the owner or operator may establish a mechanism with their permitting authority that satisfies this requirement.
- (3) A list of equipment identification numbers for pressure relief devices required to comply with § 60.482-4a.
- (4) (i) The dates of each compliance test as required in §§ 60.482-2a(e), 60.482-3a(i), 60.482-4a, and 60.482-7a(f).
(ii) The background level measured during each compliance test.
(iii) The maximum instrument reading measured at the equipment during each compliance test.
- (5) A list of identification numbers for equipment in vacuum service.
- (6) A list of identification numbers for equipment that the owner or operator designates as operating in VOC service less than 300 hr/yr in accordance with § 60.482-1a(e), a description of the conditions under which the equipment is in VOC service, and rationale supporting the designation that it is in VOC service less than 300 hr/yr.
- (7) The date and results of the weekly visual inspection for indications of liquids dripping from pumps in light liquid service.
- (8) Records of the information specified in paragraphs (e)(8)(i) through (vi) of this section for monitoring instrument calibrations conducted according to sections 8.1.2 and 10 of Method 21 of appendix A-7 of this part and § 60.485a(b).
 - (i) Date of calibration and initials of operator performing the calibration.
 - (ii) Calibration gas cylinder identification, certification date, and certified concentration.
 - (iii) Instrument scale(s) used.
 - (iv) A description of any corrective action taken if the meter readout could not be adjusted to correspond to the calibration gas value in accordance with section 10.1 of Method 21 of appendix A-7 of this part.

**SECTION E. Source Group Plan Approval Restrictions.**

(v) Results of each calibration drift assessment required by § 60.485a(b)(2) (i.e., instrument reading for calibration at end of monitoring day and the calculated percent difference from the initial calibration value).

(vi) If an owner or operator makes their own calibration gas, a description of the procedure used.

(9) The connector monitoring schedule for each process unit as specified in § 60.482-11a(b)(3)(v).

(10) Records of each release from a pressure relief device subject to § 60.482-4a.

(f) The following information pertaining to all valves subject to the requirements of § 60.482-7a(g) and (h), all pumps subject to the requirements of § 60.482-2a(g), and all connectors subject to the requirements of § 60.482-11a(e) shall be recorded in a log that is kept in a readily accessible location:

(1) A list of identification numbers for valves, pumps, and connectors that are designated as unsafe-to-monitor, an explanation for each valve, pump, or connector stating why the valve, pump, or connector is unsafe-to-monitor, and the plan for monitoring each valve, pump, or connector.

(2) A list of identification numbers for valves that are designated as difficult-to-monitor, an explanation for each valve stating why the valve is difficult-to-monitor, and the schedule for monitoring each valve.

(g) The following information shall be recorded for valves complying with § 60.483-2a:

(1) A schedule of monitoring.

(2) The percent of valves found leaking during each monitoring period.

(h) The following information shall be recorded in a log that is kept in a readily accessible location:

(1) Design criterion required in §§ 60.482-2a(d)(5) and 60.482-3a(e)(2) and explanation of the design criterion; and

(2) Any changes to this criterion and the reasons for the changes.

(i) The following information shall be recorded in a log that is kept in a readily accessible location for use in determining exemptions as provided in § 60.480a(d):

(1) An analysis demonstrating the design capacity of the affected facility,

(2) A statement listing the feed or raw materials and products from the affected facilities and an analysis demonstrating whether these chemicals are heavy liquids or beverage alcohol, and

(3) An analysis demonstrating that equipment is not in VOC service.

(j) Information and data used to demonstrate that a piece of equipment is not in VOC service shall be recorded in a log that is kept in a readily accessible location.

(k) The provisions of § 60.7(b) and (d) do not apply to affected facilities subject to this subpart.

[This requirement is not necessarily applicable to all sources comprising Source Group G02 - Sources Which have Potentially Applicable Requirements in 40 CFR Part 60, Subpart VVa. See comment under the Condition containing 40 CFR Part 60 Standards of Performance for New Stationary Sources §40 CFR 60.482-1a]

**# 017 [40 CFR Part 60 Standards of Performance for New Stationary Sources §40 CFR 60.487a]
Subpart VVa - Standards of Performance for Equipment Leaks of VOC in the Synthetic Organic Chemicals
Manufacturing Industry for Which Construction, Reconstruction, or Modification Commenced After November 7, 2006
Reporting requirements.**

(a) Each owner or operator subject to the provisions of this subpart shall submit semiannual reports to the Administrator

**SECTION E. Source Group Plan Approval Restrictions.**

beginning 6 months after the initial startup date.

(b) The initial semiannual report to the Administrator shall include the following information:

(1) Process unit identification.

(2) Number of valves subject to the requirements of § 60.482-7a, excluding those valves designated for no detectable emissions under the provisions of § 60.482-7a(f).

(3) Number of pumps subject to the requirements of § 60.482-2a, excluding those pumps designated for no detectable emissions under the provisions of § 60.482-2a(e) and those pumps complying with § 60.482-2a(f).

(4) Number of compressors subject to the requirements of § 60.482-3a, excluding those compressors designated for no detectable emissions under the provisions of § 60.482-3a(i) and those compressors complying with § 60.482-3a(h).

(5) Number of connectors subject to the requirements of § 60.482-11a.

(c) All semiannual reports to the Administrator shall include the following information, summarized from the information in § 60.486a:

(1) Process unit identification.

(2) For each month during the semiannual reporting period,

(i) Number of valves for which leaks were detected as described in § 60.482-7a(b) or § 60.483-2a,

(ii) Number of valves for which leaks were not repaired as required in § 60.482-7a(d)(1),

(iii) Number of pumps for which leaks were detected as described in § 60.482-2a(b), (d)(4)(ii)(A) or (B), or (d)(5)(iii),

(iv) Number of pumps for which leaks were not repaired as required in § 60.482-2a(c)(1) and (d)(6),

(v) Number of compressors for which leaks were detected as described in § 60.482-3a(f),

(vi) Number of compressors for which leaks were not repaired as required in § 60.482-3a(g)(1),

(vii) Number of connectors for which leaks were detected as described in § 60.482-11a(b)

(viii) Number of connectors for which leaks were not repaired as required in § 60.482-11a(d), and

(ix)-(x) [Reserved]

(xi) The facts that explain each delay of repair and, where appropriate, why a process unit shutdown was technically infeasible.

(3) Dates of process unit shutdowns which occurred within the semiannual reporting period.

(4) Revisions to items reported according to paragraph (b) of this section if changes have occurred since the initial report or subsequent revisions to the initial report.

(d) An owner or operator electing to comply with the provisions of §§ 60.483-1a or 60.483-2a shall notify the Administrator of the alternative standard selected 90 days before implementing either of the provisions.

(e) An owner or operator shall report the results of all performance tests in accordance with § 60.8 of the General Provisions. The provisions of § 60.8(d) do not apply to affected facilities subject to the provisions of this subpart except that an owner or operator must notify the Administrator of the schedule for the initial performance tests at least 30 days before the initial performance tests.

**SECTION E. Source Group Plan Approval Restrictions.**

(f) The requirements of paragraphs (a) through (c) of this section remain in force until and unless EPA, in delegating enforcement authority to a state under section 111(c) of the CAA, approves reporting requirements or an alternative means of compliance surveillance adopted by such state. In that event, affected sources within the state will be relieved of the obligation to comply with the requirements of paragraphs (a) through (c) of this section, provided that they comply with the requirements established by the state.

[This requirement is not necessarily applicable to all sources comprising Source Group G02 - Sources Which have Potentially Applicable Requirements in 40 CFR Part 60, Subpart VVa. See comment under the Condition containing 40 CFR Part 60 Standards of Performance for New Stationary Sources §40 CFR 60.482-1a]

**# 018 [40 CFR Part 60 Standards of Performance for New Stationary Sources §40 CFR 60.489a]
Subpart VVa - Standards of Performance for Equipment Leaks of VOC in the Synthetic Organic Chemicals Manufacturing Industry for Which Construction, Reconstruction, or Modification Commenced After November 7, 2006
List of chemicals produced by affected facilities.**

Process units that produce, as intermediates or final products, chemicals listed in § 60.489 are covered under this subpart. The applicability date for process units producing one or more of these chemicals is November 8, 2006.

[This requirement is not necessarily applicable to all sources comprising Source Group G02 - Sources Which have Potentially Applicable Requirements in 40 CFR Part 60, Subpart VVa. See comment under the Condition containing 40 CFR Part 60 Standards of Performance for New Stationary Sources §40 CFR 60.482-1a]

**SECTION F. Alternative Operation Requirements.**

No Alternative Operations exist for this Plan Approval facility.

**SECTION G. Emission Restriction Summary.**

No emission restrictions listed in this section of the permit.



SECTION H. Miscellaneous.



***** End of Report *****
