

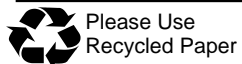
Commonwealth of Pennsylvania
 Department of Environmental Protection
 Bureau of Waste Management
 Division of Reporting and Fee Collection

 Landfill Waste Receipts
 in Tons (2000 lbs.) of Waste

For Year: Quarter:
 2014 / 1

Disposal Facility: 100419, ADVANCED DISPOSAL SERVICES CHESTNUT VALLEY LANDFILL INC

County/State that Generated Waste	Waste Type:	Municipal	Residual	Sewage Sludge	Infectious	Construction	Ash Residue	Asbestos	Total
02 ALLEGHENY		58.5	192	0	0	0	0	0	250.5
26 FAYETTE		12597.8	1096.4	1315.6	0	1371	0	3	16383.8
30 GREENE		2802.1	30938.5	377.5	0	343.6	0	0	34461.7
56 SOMERSET		137.5	33.4	0	0	0	0	0	170.9
63 WASHINGTON		927	4627.4	11.6	0	67.8	0	0	5633.8
65 WESTMORELAND		1404.7	8995	0	0	29.2	0	0	10428.9
WV WEST VIRGINIA		1.7	150	0	0	139.5	0	64	355.2
Waste Totals:		17929.3	46032.7	1704.7	0	1951.1	0	67	67684.8



Please Use
Recycled Paper

Phone: 717-783-9258
 Printed: 5/7/2014

Also visit our Internet WWW Site at: <http://www.dep.state.pa.us>

DISCLAIMER: While care has been taken in the preparation of this report, there is no warranty or guarantee as to the data, calculation or content accuracy. The Commonwealth reserves the right to update or change any data or presentation format without notice or liability.

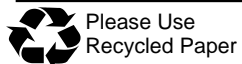
Commonwealth of Pennsylvania
 Department of Environmental Protection
 Bureau of Waste Management
 Division of Reporting and Fee Collection

 Landfill Waste Receipts
 in Tons (2000 lbs.) of Waste

For Year: Quarter:
 2014 / 1

Disposal Facility: 101397, ADVANCED DISPOSAL SERVICES GREENTREE LANDFILL LLC.

County/State that Generated Waste	Waste Type:	Municipal	Residual	Sewage Sludge	Infectious	Construction	Ash Residue	Asbestos	Total
03 ARMSTRONG		0.6	1260.9	0	0	0	0	0	1261.5
07 BLAIR		110.9	1742.4	2098.6	0	0	0	6.4	3958.3
09 BUCKS		0	207.6	0	0	2851.6	0	0	3059.2
10 BUTLER		0	3824.2	0	0	0	0	0	3824.2
11 CAMBRIA		18	0	0	0	51.1	0	0	69.1
12 CAMERON		530.5	1263.1	108.8	0	35.2	0	0	1937.6
14 CENTRE		19650.1	1859.8	252.9	0	0	484	0	22246.8
16 CLARION		8153.6	9391.9	25.5	0	9.3	23.3	0	17603.6
17 CLEARFIELD		10037.1	1550	1191.5	0	1850.4	0	0	14629
18 CLINTON		0	172	0	0	0	0	0	172
20 CRAWFORD		17.3	94.4	0	0	0	31.8	0	143.5
22 DAUPHIN		0	2.3	0	0	0	0	0	2.3
23 DELAWARE		0	57.5	0	0	0	0	0	57.5
24 ELK		2232.4	6000.8	1003.8	0	541.2	0	7.3	9785.5
27 FOREST		7.6	25.5	0	0	0	0	0	33.1
31 HUNTINGDON		0	0	33.6	0	0	0	0	33.6
32 INDIANA		370.5	5.1	0	0	0	0	0	375.6
33 JEFFERSON		4040.8	5956.4	139.3	0	150.8	0	1.8	10289.1
42 MCKEAN		0	174.4	0	0	0	1283.5	2.8	1460.7
43 MERCER		0	1004.9	0	0	0	0	0	1004.9
44 MIFFLIN		0	100.6	0	0	0	0	0	100.6
45 MONROE		0	13.1	0	0	0	0	0	13.1
46 MONTGOMERY		0	9.1	0	0	0	0	0	9.1
51 PHILADELPHIA		323.2	102.8	0	0	0	0	0	426
53 POTTER		12	253	0	0	1.1	0	0	266.1
54 SCHUYLKILL		0	0	1342.8	0	0	0	0	1342.8
59 TIOGA		0	16	0	0	0	0	0	16
60 UNION		0	21.4	0	0	0	0	0	21.4
61 VENANGO		0	1821.8	53.3	0	0	0	0	1875.1
62 WARREN		6578.7	1649.4	260.3	0	24.5	0	0	8512.9
65 WESTMORELAND		0	4.5	0	0	0	0	0	4.5
CO COLORADO		0	4.8	0	0	0	0	0	4.8
CT CONNECTICUT		0	2980.2	0	0	0	0	57.3	3037.5
DE DELAWARE (ST)		0	71.8	3369.5	0	0	0	0	3441.3
MA MASSACHUSETTS		37.2	0	0	0	0	0	0	37.2



Commonwealth of Pennsylvania
Department of Environmental Protection
Bureau of Waste Management
Division of Reporting and Fee Collection

Landfill Waste Receipts
in Tons (2000 lbs.) of Waste

For Year: Quarter:
2014 / 1

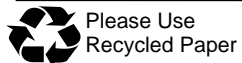
NJ NEW JERSEY	8714.9	4379.5	3296.5	0	149.9	0	18.9	16559.7
NY NEW YORK	8449.8	1001.2	4475.6	0	728.3	1713.7	56.1	16424.7
Waste Totals:	69285.2	47022.4	17652	0	6393.4	3536.3	150.6	144039.9

Disposal Facility: 100933, ALLIANCE SANITARY LANDFILL INC

County/State that Generated Waste	Waste Type:	Municipal	Residual	Sewage Sludge	Infectious	Construction	Ash Residue	Asbestos	Total
08 BRADFORD		2.1	3684.5	0	0	0	0	0	3686.6
13 CARBON		21.2	0	0	0	0	0	0	21.2
19 COLUMBIA		2.2	0	0	0	0	0	0	2.2
35 LACKAWANNA		9593.5	802.4	170.5	0	273.7	0	0	10840.1
40 LUZERNE		15734.5	1022.1	3416.7	0	228.9	0	0	20402.2
45 MONROE		1097.6	169	0	0	0	0	0	1266.6
48 NORTHAMPTON		0	2.1	0	0	0	0	0	2.1
49 NORTHUMBERLAND		2.7	0	0	0	0	0	0	2.7
52 PIKE		4151.9	0	0	0	0	0	0	4151.9
54 SCHUYLKILL		0	11.3	0	0	0	0	0	11.3
57 SULLIVAN		0	773	0	0	0	0	0	773
58 SUSQUEHANNA		957.3	22340.7	8.7	0	266	0	0	23572.7
64 WAYNE		3016.7	47.8	0	0	1.3	0	0	3065.8
66 WYOMING		1221	14044.7	0	0	17.6	0	0	15283.3
NY NEW YORK		624.8	110.2	0	0	0	0	0	735
Waste Totals:		36425.5	43007.8	3595.9	0	787.5	0	0	83816.7

Disposal Facility: 100172, ARDEN LANDFILL INC.

County/State that Generated Waste	Waste Type:	Municipal	Residual	Sewage Sludge	Infectious	Construction	Ash Residue	Asbestos	Total
02 ALLEGHENY		15779	1301.9	0	0	1094.8	75.5	0	18251.2
04 BEAVER		12162.5	493.1	78.3	0	58.3	0	0	12792.2
10 BUTLER		9.8	186.8	0	0	0	0	0	196.6
26 FAYETTE		458.8	1694.1	0	0	1.7	0	0	2154.6
30 GREENE		998.2	8353.5	0	0	832.5	0	0	10184.2
63 WASHINGTON		14112.7	49576.4	1357.6	155.8	1370.9	0	0	66573.4
65 WESTMORELAND		16	108	0	0	0	0	0	124
OH OHIO		588	2629	0	0	77.3	0	0	3294.3
WV WEST VIRGINIA		1501.4	7772.4	0	213.2	675.3	6809	0	16971.3
Waste Totals:		45626.4	72115.2	1435.9	369	4110.8	6884.5	0	130541.8



Commonwealth of Pennsylvania
 Department of Environmental Protection
 Bureau of Waste Management
 Division of Reporting and Fee Collection

 Landfill Waste Receipts
 in Tons (2000 lbs.) of Waste

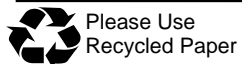
For Year: Quarter:
 2014 / 1

Disposal Facility: 101243, BRADFORD COUNTY SANITARY LANDFILL

County/State that Generated Waste	Waste Type:	Municipal	Residual	Sewage Sludge	Infectious	Construction	Ash Residue	Asbestos	Total
08 BRADFORD		5418.4	4583.5	858	0	1777.1	0	0.9	12637.9
41 LYCOMING		0	15.2	0	0	0	0	0	15.2
53 POTTER		0.2	0	0	0	0	0	0	0.2
57 SULLIVAN		470.9	0.6	0	0	70.8	0	0	542.3
58 SUSQUEHANNA		73.5	0	0	0	0	0	0	73.5
59 TIOGA		3361.6	3398.8	303	0	143.8	0	0	7207.2
66 WYOMING		671.7	93	0	0	2.5	0	0	767.2
NY NEW YORK		14.7	0	0	0	0	0	0	14.7
Waste Totals:		10011	8091.1	1161	0	1994.2	0	0.9	21258.2

Disposal Facility: 100361, Casella Waste Management

County/State that Generated Waste	Waste Type:	Municipal	Residual	Sewage Sludge	Infectious	Construction	Ash Residue	Asbestos	Total
08 BRADFORD		0	114.6	0	0	0	0	0	114.6
12 CAMERON		0	16.6	0	0	3.7	0	0	20.3
24 ELK		1519.3	85.6	0	0	324.8	0	0	1929.7
27 FOREST		0	19.3	0	0	0	0	0	19.3
33 JEFFERSON		1106.6	7.5	0	0	0	0	0	1114.1
42 MCKEAN		3370.7	6831.6	752.3	0	1026.9	0	0	11981.5
53 POTTER		15.9	18.7	0	0	0	0	0	34.6
62 WARREN		17	674.3	9.1	0	94	0	0	794.4
CT CONNECTICUT		0	40.8	0	0	0	0	0	40.8
MA MASSACHUSETTS		0	6.4	0	0	0	0	0	6.4
NY NEW YORK		202.5	36.8	0	0	111.3	0	0	350.6
Waste Totals:		6232	7852.2	761.4	0	1560.7	0	0	16406.3



Please Use
Recycled Paper

Phone: 717-783-9258
 Printed: 5/7/2014

Also visit our Internet WWW Site at: <http://www.dep.state.pa.us>

DISCLAIMER: While care has been taken in the preparation of this report, there is no warranty or guarantee as to the data, calculation or content accuracy. The Commonwealth reserves the right to update or change any data or presentation format without notice or liability.

Commonwealth of Pennsylvania
 Department of Environmental Protection
 Bureau of Waste Management
 Division of Reporting and Fee Collection

 Landfill Waste Receipts
 in Tons (2000 lbs.) of Waste

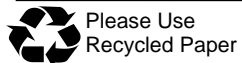
For Year: Quarter:
 2014 / 1

Disposal Facility: 100944, CHESTER COUNTY SWA LANCHESTER LANDFILL

County/State that Generated Waste	Waste Type:	Municipal	Residual	Sewage Sludge	Infectious	Construction	Ash Residue	Asbestos	Total
06 BERKS		5040	96.3	0	0	514	0	0	5650.3
09 BUCKS		15.8	0	0	0	0	0	1.3	17.1
15 CHESTER		50310.2	806.8	1212.2	0	4554.5	0	0.8	56884.5
22 DAUPHIN		0	0	0	0	0	0	0	0
23 DELAWARE		1.1	0	0	0	0	0	0.2	1.3
24 ELK		0	0	0	0	0	0	0	0
36 LANCASTER		77.6	80	12.7	0	91.7	0	0	262
38 LEBANON		0	11.9	0	0	0	0	0	11.9
39 LEHIGH		1.5	0	0	0	0	0	0	1.5
46 MONTGOMERY		865.1	0	0	0	90.4	0	0	955.5
51 PHILADELPHIA		0	0	0	0	0	0	0	0
DE DELAWARE (ST)		0	108.8	0	0	0	0	0	108.8
Waste Totals:		56311.3	1103.8	1224.9	0	5250.6	0	2.3	63892.9

Disposal Facility: 100022, CHRIN BROTHERS SANITARY LANDFILL

County/State that Generated Waste	Waste Type:	Municipal	Residual	Sewage Sludge	Infectious	Construction	Ash Residue	Asbestos	Total
09 BUCKS		818.5	0	0	0	348	0	2.2	1168.7
13 CARBON		9.7	0	0	0	148.2	0	0	157.9
39 LEHIGH		9209.8	156.6	0	0	2155.5	0	23.9	11545.8
45 MONROE		3002.8	0	0	0	557.4	0	0	3560.2
48 NORTHAMPTON		14456.1	1209	0	0	5040.9	0	4.2	20710.2
52 PIKE		0	0	0	0	7.8	0	0	7.8
64 WAYNE		0	0	0	0	4.1	0	0	4.1
NJ NEW JERSEY		3129	74.3	0	0	834.6	0	22.5	4060.4
Waste Totals:		30625.9	1439.9	0	0	9096.5	0	52.8	41215.1



Please Use
Recycled Paper

Phone: 717-783-9258
 Printed: 5/7/2014

Also visit our Internet WWW Site at: <http://www.dep.state.pa.us>

DISCLAIMER: While care has been taken in the preparation of this report, there is no warranty or guarantee as to the data, calculation or content accuracy. The Commonwealth reserves the right to update or change any data or presentation format without notice or liability.

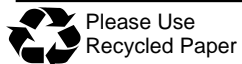
Commonwealth of Pennsylvania
 Department of Environmental Protection
 Bureau of Waste Management
 Division of Reporting and Fee Collection

 Landfill Waste Receipts
 in Tons (2000 lbs.) of Waste

For Year: Quarter:
 2014 / 1

Disposal Facility: 100955, CLINTON COUNTY SWA WAYNE TOWNSHIP LANDFILL

County/State that Generated Waste	Waste Type:	Municipal	Residual	Sewage Sludge	Infectious	Construction	Ash Residue	Asbestos	Total
06 BERKS		0	0	0	0	0	0	2.5	2.5
07 BLAIR		0	0	0	0	221.4	0	1	222.4
08 BRADFORD		0	0	0	0	4.2	0	1.9	6.1
11 CAMBRIA		0	0	0	0	0	0	1.3	1.3
13 CARBON		0	0	0	0	0	0	0.3	0.3
14 CENTRE		507.7	52.8	598.3	0	0	0	92.6	1251.4
15 CHESTER		0	0	0	0	0	0	0.1	0.1
17 CLEARFIELD		481.1	0	0	0	0	0	6.9	488
18 CLINTON		5511.1	1614.5	663.3	0.3	753	0	13.9	8556.1
19 COLUMBIA		306.1	1766.1	0	0	0	0	2.1	2074.3
22 DAUPHIN		0	0	0	0	0	0	0.8	0.8
24 ELK		0	0	0	0	0	0	12.7	12.7
31 HUNTINGDON		21.8	0	0	0	0	0	0	21.8
34 JUNIATA		0	373.5	0	0	0	0	0	373.5
36 LANCASTER		0	0	0	0	0	0	2.5	2.5
40 LUZERNE		175.8	128.1	0	0	36.4	0	0.7	341
41 LYCOMING		4006.2	5939.4	81.8	0	996	0	3.7	11027.1
42 MCKEAN		0	0	0	0	0	0	0.1	0.1
44 MIFFLIN		0	0	0	0	36	0	0.9	36.9
46 MONTGOMERY		0	0	0	0	0	0	0.2	0.2
49 NORTHUMBERLAND		14563.1	175.1	0	0	948.8	0	0.3	15687.3
54 SCHUYLKILL		151.4	2018.4	0	0	0	0	0	2169.8
55 SNYDER		0	146.2	0	0	0	0	0	146.2
59 TIOGA		1	0	0	0	0	0	0	1
60 UNION		0	42.7	0	0	188.9	0	2.1	233.7
63 WASHINGTON		0	0	0	0	0	0	0.1	0.1
64 WAYNE		0	0	0	0	0	0	0.1	0.1
67 YORK		0	0	0	0	0	0	5	5
NY NEW YORK		0	0	0	0	21.6	0	0	21.6
Waste Totals:		25725.3	12256.8	1343.4	0.3	3206.3	0	151.8	42683.9



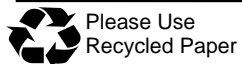
Commonwealth of Pennsylvania
 Department of Environmental Protection
 Bureau of Waste Management
 Division of Reporting and Fee Collection

 Landfill Waste Receipts
 in Tons (2000 lbs.) of Waste

For Year: Quarter:
 2014 / 1

Disposal Facility: 101615, COMMONWEALTH ENVIRONMENTAL SYSTEMS LANDFILL

County/State that Generated Waste	Waste Type:	Municipal	Residual	Sewage Sludge	Infectious	Construction	Ash Residue	Asbestos	Total
06 BERKS		1214.2	147.2	73.6	0	52.4	0	0	1487.4
09 BUCKS		0	139.7	0	0	0	0	0	139.7
13 CARBON		423.8	0	0	0	0	0	0	423.8
21 CUMBERLAND		325	0	0	0	2.2	0	0	327.2
22 DAUPHIN		0	184.1	0	0	112.8	0	0	296.9
38 LEBANON		0	589.5	0	0	0	0	0	589.5
39 LEHIGH		6155	0	0	0	53.2	0	0	6208.2
40 LUZERNE		7903	1535.4	1031.4	69.1	138.7	0	0	10677.6
49 NORTHUMBERLAND		183.7	21	0	0	2.3	0	0	207
54 SCHUYLKILL		17859.3	3118.9	135.7	32.9	1226.9	0	1.1	22374.8
NJ NEW JERSEY		31617.2	21.5	0	0	6331	0	0	37969.7
NY NEW YORK		19230.7	1701.5	785	0	45.1	0	0	21762.3
Waste Totals:		84911.9	7458.8	2025.7	102	7964.6	0	1.1	102464.1



Please Use
Recycled Paper

Phone: 717-783-9258
 Printed: 5/7/2014

Also visit our Internet WWW Site at: <http://www.dep.state.pa.us>

DISCLAIMER: While care has been taken in the preparation of this report, there is no warranty or guarantee as to the data, calculation or content accuracy. The Commonwealth reserves the right to update or change any data or presentation format without notice or liability.

Commonwealth of Pennsylvania
 Department of Environmental Protection
 Bureau of Waste Management
 Division of Reporting and Fee Collection

 Landfill Waste Receipts
 in Tons (2000 lbs.) of Waste

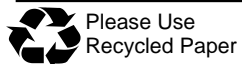
For Year: Quarter:
 2014 / 1

Disposal Facility: 101509, CONNESTOGA LANDFILL

County/State that Generated Waste	Waste Type:	Municipal	Residual	Sewage Sludge	Infectious	Construction	Ash Residue	Asbestos	Total
06 BERKS		16982.9	4066.4	58	4244	135.9	0	28.6	25515.8
09 BUCKS		0	159.5	0	0	0	0	7.5	167
15 CHESTER		0	1757.3	0	0	0	0	19.7	1777
22 DAUPHIN		0	17.4	0	0	0	0	0	17.4
23 DELAWARE		0	4819.2	299.3	0	496.6	0	272.2	5887.3
36 LANCASTER		0	1153	0	0	0	0	0	1153
39 LEHIGH		608.6	190.2	0	0	0	0	0	798.8
46 MONTGOMERY		14380.4	9801.5	0	0	49	0	10.8	24241.7
48 NORTHAMPTON		0	0	0	36.6	0	0	0	36.6
51 PHILADELPHIA		25163.8	5823.7	0	53.3	2985	0	23.2	34049
CT CONNECTICUT		0	28.5	0	0	0	0	297.3	325.8
DE DELAWARE (ST)		0	80	0	0	0	0	0	80
MD MARYLAND		0	53.9	0	0	0	0	0	53.9
ME MAINE		0	3.5	0	0	0	0	0	3.5
NJ NEW JERSEY		37376.4	7731.2	0	0	476.8	0	699.4	46283.8
NY NEW YORK		0	1372	0	0	0	0	175.8	1547.8
VT VERMONT		0	3.5	0	0	0	0	0	3.5
Waste Totals:		94512.1	37060.8	357.3	4333.9	4143.3	0	1534.5	141941.9

Disposal Facility: 400593, COVANTA DELAWARE VALLEY

County/State that Generated Waste	Waste Type:	Municipal	Residual	Sewage Sludge	Infectious	Construction	Ash Residue	Asbestos	Total
15 CHESTER		0	9.7	0	0	0	0	0	9.7
23 DELAWARE		73786.5	425.8	0	0	0	0	0	74212.3
39 LEHIGH		0	279	0	0	0	0	0	279
51 PHILADELPHIA		66511.1	587.4	0	0	0	0	0	67098.5
DE DELAWARE (ST)		4492.1	4122.1	0	0	0	0	0	8614.2
MD MARYLAND		1732	7.8	0	0	0	0	0	1739.8
NC NORTH CAROLINA		0	11.6	0	0	0	0	0	11.6
NJ NEW JERSEY		31386.9	4406.1	0	0	0	0	0	35793
NY NEW YORK		51158.1	0	0	0	0	0	0	51158.1
PR PUERTO RICO		0	355.3	0	0	0	0	0	355.3
VA VIRGINIA		149.3	270.2	0	0	0	0	0	419.5
Waste Totals:		229216	10475	0	0	0	0	0	239691



Please Use
Recycled Paper

Phone: 717-783-9258
 Printed: 5/7/2014

Also visit our Internet WWW Site at: <http://www.dep.state.pa.us>

DISCLAIMER: While care has been taken in the preparation of this report, there is no warranty or guarantee as to the data, calculation or content accuracy. The Commonwealth reserves the right to update or change any data or presentation format without notice or liability.

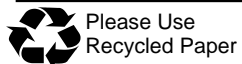
Commonwealth of Pennsylvania
 Department of Environmental Protection
 Bureau of Waste Management
 Division of Reporting and Fee Collection

 Landfill Waste Receipts
 in Tons (2000 lbs.) of Waste

For Year: Quarter:
 2014 / 1

Disposal Facility: 400558, COVANTA PLYMOUTH RENEWABLE ENERGY

County/State that Generated Waste	Waste Type:	Municipal	Residual	Sewage Sludge	Infectious	Construction	Ash Residue	Asbestos	Total
06 BERKS		1111.1	21.3	0	0	0	0	0	1132.4
09 BUCKS		7880.6	278.6	0	0	0	0	0	8159.2
15 CHESTER		0	109.8	0	0	0	0	0	109.8
23 DELAWARE		1505.9	110.5	0	0	0	0	0	1616.4
39 LEHIGH		1096.6	1258	0	0	0	0	0	2354.6
46 MONTGOMERY		72025.8	2436.8	0	0	0	0	0	74462.6
51 PHILADELPHIA		4366.7	127.6	0	0	0	0	0	4494.3
NJ NEW JERSEY		3541.8	0	0	0	0	0	0	3541.8
NY NEW YORK		1086.8	0	0	0	0	0	0	1086.8
Waste Totals:		92615.3	4342.6	0	0	0	0	0	96957.9



Please Use
Recycled Paper

Phone: 717-783-9258
 Printed: 5/7/2014

Also visit our Internet WWW Site at: <http://www.dep.state.pa.us>

DISCLAIMER: While care has been taken in the preparation of this report, there is no warranty or guarantee as to the data, calculation or content accuracy. The Commonwealth reserves the right to update or change any data or presentation format without notice or liability.

Commonwealth of Pennsylvania
 Department of Environmental Protection
 Bureau of Waste Management
 Division of Reporting and Fee Collection

 Landfill Waste Receipts
 in Tons (2000 lbs.) of Waste

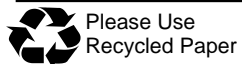
For Year: Quarter:
 2014 / 1

Disposal Facility: 100945, CUMBERLAND COUNTY LANDFILL

County/State that Generated Waste	Waste Type:	Municipal	Residual	Sewage Sludge	Infectious	Construction	Ash Residue	Asbestos	Total
01 ADAMS		1303.8	110.1	0	0	4.4	0	0	1418.3
06 BERKS		179.5	0	0	0	0	0	0	179.5
09 BUCKS		0	215.6	33.6	0	0	0	0	249.2
15 CHESTER		0	605.8	0	0	0	0	0	605.8
21 CUMBERLAND		7923	5074.3	965	0	9790.7	0	20.3	23773.3
22 DAUPHIN		0	1279	80.9	0	74	0	50.9	1484.8
28 FRANKLIN		1238.2	64.7	12.3	0	96.8	0	92.4	1504.4
29 FULTON		0	0	0	0	0	0	3.2	3.2
31 HUNTINGDON		5	177.7	0	0	0	0	0	182.7
34 JUNIATA		0	349.8	0	0	90.6	0	0	440.4
36 LANCASTER		0	21.4	0	0	0	0	0	21.4
38 LEBANON		0	2238.4	0	0	0	0	0	2238.4
39 LEHIGH		9639.2	22.1	0	0	23.7	0	0	9685
48 NORTHAMPTON		6408	54.8	0	0	0	0	0	6462.8
50 PERRY		1218.2	9.2	152.3	0	312.2	0	0	1691.9
54 SCHUYLKILL		0	6.7	3758.4	0	0	0	0	3765.1
55 SNYDER		0	918.2	0	0	0	0	0	918.2
67 YORK		0	11962.9	241.4	0	26	0	19.7	12250
DE DELAWARE (ST)		0	0	0	0	311.6	0	0	311.6
MD MARYLAND		16737.4	5356	22.6	0	281.8	0	0	22397.8
NJ NEW JERSEY		44317.7	2352.2	1917.9	0	24.1	0	277.3	48889.2
NY NEW YORK		0	92.7	227.5	0	0	0	812.4	1132.6
WV WEST VIRGINIA		0	608.5	0	0	0	0	0	608.5
Waste Totals:		88970	31520.1	7411.9	0	11035.9	0	1276.2	140214.1

Disposal Facility: 100345, DELAWARE COUNTY SWA ROLLING HILLS LANDFILL

County/State that Generated Waste	Waste Type:	Municipal	Residual	Sewage Sludge	Infectious	Construction	Ash Residue	Asbestos	Total
06 BERKS		9630.8	9544.2	37	0	280.8	7734.8	10.4	27238
15 CHESTER		1278.8	0	0	0	6.9	0	0	1285.7
23 DELAWARE		45.6	0	0	0	0	73208.9	0	73254.5
46 MONTGOMERY		2414	414	0	0	0	25752.8	0	28580.8
NJ NEW JERSEY		0	0	0	0	14267.3	11474.6	0	25741.9
Waste Totals:		13369.2	9958.2	37	0	14555	118171.1	10.4	156100.9



Commonwealth of Pennsylvania
 Department of Environmental Protection
 Bureau of Waste Management
 Division of Reporting and Fee Collection

 Landfill Waste Receipts
 in Tons (2000 lbs.) of Waste

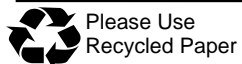
For Year: Quarter:
 2014 / 1

Disposal Facility: 100434, EVERGREEN LANDFILL

County/State that Generated Waste	Waste Type:	Municipal	Residual	Sewage Sludge	Infectious	Construction	Ash Residue	Asbestos	Total
02 ALLEGHENY		0	0	0	0	4.5	0	0	4.5
03 ARMSTRONG		2893.1	799.1	47.4	0	123.9	0	0	3863.5
11 CAMBRIA		12.8	0	0	0	6.3	0	0	19.1
17 CLEARFIELD		0	127.1	0	0	0	0	0	127.1
32 INDIANA		7848.9	2825.2	642.1	0	1694.6	0	0	13010.8
33 JEFFERSON		149.5	0	270.4	0	34.7	0	0	454.6
56 SOMERSET		0	12.7	0	0	0	0	0	12.7
65 WESTMORELAND		4064.7	1284.4	10.5	0	155.9	0	0	5515.5
Waste Totals:		14969	5048.5	970.4	0	2019.9	0	0	23007.8

Disposal Facility: 101680, G.R.O.W.S. NORTH

County/State that Generated Waste	Waste Type:	Municipal	Residual	Sewage Sludge	Infectious	Construction	Ash Residue	Asbestos	Total
06 BERKS		0	70.3	0	0	0	0	0	70.3
09 BUCKS		9882.7	10357.9	795.9	78.7	1341.4	4214.6	2.7	26673.9
23 DELAWARE		4249.6	81.8	110.3	173.4	8.3	0	0	4623.4
39 LEHIGH		0	0	0	0	0	0	2.8	2.8
40 LUZERNE		0	0	0	0	0	0	1.1	1.1
46 MONTGOMERY		9589.2	561.6	557.5	59.6	70.9	0	7.2	10846
48 NORTHAMPTON		0	0	0	0	0	0	2.3	2.3
51 PHILADELPHIA		44019.6	1578.3	1608.9	322.2	569.4	0	37.5	48135.9
CT CONNECTICUT		0	538.1	0	0	0	0	4	542.1
DE DELAWARE (ST)		0	1271.1	0	0	65.1	0	3.3	1339.5
MD MARYLAND		0	32.9	0	0	0	0	0	32.9
NJ NEW JERSEY		64510.2	16856.7	10301.2	0	36689.9	10529.8	551.4	139439.2
NY NEW YORK		130378.9	12036.6	16597.1	11.6	4980	0	35.8	164040
Waste Totals:		262630.2	43385.3	29970.9	645.5	43725	14744.4	648.1	395749.4



Please Use
Recycled Paper

Phone: 717-783-9258
 Printed: 5/7/2014

Also visit our Internet WWW Site at: <http://www.dep.state.pa.us>

DISCLAIMER: While care has been taken in the preparation of this report, there is no warranty or guarantee as to the data, calculation or content accuracy. The Commonwealth reserves the right to update or change any data or presentation format without notice or liability.

Commonwealth of Pennsylvania
 Department of Environmental Protection
 Bureau of Waste Management
 Division of Reporting and Fee Collection

 Landfill Waste Receipts
 in Tons (2000 lbs.) of Waste

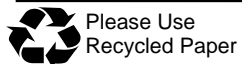
For Year: Quarter:
 2014 / 1

Disposal Facility: 100265, GRAND CENTRAL SANITARY LANDFILL INC

County/State that Generated Waste	Waste Type:	Municipal	Residual	Sewage Sludge	Infectious	Construction	Ash Residue	Asbestos	Total
06 BERKS		1404.5	0	3.9	0	72.6	0	0	1481
09 BUCKS		45.3	43	0	40.1	0	0	0	128.4
13 CARBON		1470.5	26.7	11.8	0	86.9	0	0	1595.9
35 LACKAWANNA		0.6	0	0	0	0	0	0	0.6
39 LEHIGH		23609.5	305.4	189.6	210.5	127.8	0	2.8	24445.6
40 LUZERNE		1	100.8	0	0	0	0	0	101.8
45 MONROE		12687.2	719.6	22.2	1648.4	1273.3	0	0	16350.7
46 MONTGOMERY		0	0	5	131.4	0	0	0	136.4
48 NORTHAMPTON		17644	2285.7	1916.7	265.4	1273	0	7.1	23391.9
52 PIKE		135.2	0	0	0	15.1	0	0	150.3
54 SCHUYLKILL		0	28.6	0	0	0	0	0	28.6
64 WAYNE		9.1	0	0	0	0	0	0	9.1
NJ NEW JERSEY		357.5	302.6	143.2	0	1119	17804.5	97.9	19824.7
NY NEW YORK		0	418.2	4873	123.7	2	75.8	0	5492.7
Waste Totals:		57364.4	4230.6	7165.4	2419.5	3969.7	17880.3	107.8	93137.7

Disposal Facility: 101544, GREATER LEBANON REFUSE AUTHORITY LANDFILL

County/State that Generated Waste	Waste Type:	Municipal	Residual	Sewage Sludge	Infectious	Construction	Ash Residue	Asbestos	Total
38 LEBANON		17295.4	2190.7	607.1	0	2880.5	0	0	22973.7
Waste Totals:		17295.4	2190.7	607.1	0	2880.5	0	0	22973.7



Please Use
Recycled Paper

Phone: 717-783-9258
 Printed: 5/7/2014

Also visit our Internet WWW Site at: <http://www.dep.state.pa.us>

DISCLAIMER: While care has been taken in the preparation of this report, there is no warranty or guarantee as to the data, calculation or content accuracy. The Commonwealth reserves the right to update or change any data or presentation format without notice or liability.

Commonwealth of Pennsylvania
 Department of Environmental Protection
 Bureau of Waste Management
 Division of Reporting and Fee Collection

 Landfill Waste Receipts
 in Tons (2000 lbs.) of Waste

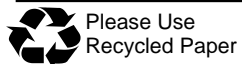
For Year: Quarter:
 2014 / 1

Disposal Facility: 100281, GREENRIDGE RECLAMATION LANDFILL

County/State that Generated Waste	Waste Type:	Municipal	Residual	Sewage Sludge	Infectious	Construction	Ash Residue	Asbestos	Total
02 ALLEGHENY		16169.3	634.8	1170.4	0	2044.4	0	0	20018.9
03 ARMSTRONG		0	26.3	0	0	0	0	0	26.3
10 BUTLER		0	0	100.9	0	0	0	0	100.9
11 CAMBRIA		0	19.5	0	0	0	0	0	19.5
26 FAYETTE		722.4	175	201.6	0	203.8	0	0	1302.8
32 INDIANA		3.6	500.3	0	0	5.2	0	0	509.1
56 SOMERSET		480.5	0	0	0	15.3	0	0.4	496.2
63 WASHINGTON		484.5	55.9	305.5	0	50.8	0	0	896.7
65 WESTMORELAND		13586.7	9756.1	2416.7	0	1809.3	0	2.8	27571.6
WV WEST VIRGINIA		0	5629.5	0	525.9	0	0	0	6155.4
Waste Totals:		31447	16797.4	4195.1	525.9	4128.8	0	3.2	57097.4

Disposal Facility: 100992, HARRISBURG M E R&R FACILITY RESIDUE DISPOSAL AREA B

County/State that Generated Waste	Waste Type:	Municipal	Residual	Sewage Sludge	Infectious	Construction	Ash Residue	Asbestos	Total
22 DAUPHIN		0	0	0	0	0	18881.9	0	18881.9
Waste Totals:		0	0	0	0	0	18881.9	0	18881.9



Please Use
Recycled Paper

Phone: 717-783-9258
 Printed: 5/7/2014

Also visit our Internet WWW Site at: <http://www.dep.state.pa.us>

DISCLAIMER: While care has been taken in the preparation of this report, there is no warranty or guarantee as to the data, calculation or content accuracy. The Commonwealth reserves the right to update or change any data or presentation format without notice or liability.

Commonwealth of Pennsylvania
Department of Environmental Protection
Bureau of Waste Management
Division of Reporting and Fee Collection

Landfill Waste Receipts
in Tons (2000 lbs.) of Waste

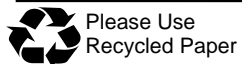
For Year: Quarter:
2014 / 1

Disposal Facility: 100758, HARRISBURG MATERIALS ENERGY RECYCLING & RECOVERY FACILITY

County/State that Generated Waste	Waste Type:	Municipal	Residual	Sewage Sludge	Infectious	Construction	Ash Residue	Asbestos	Total
06 BERKS		2822.9	0	0	0	0	0	0	2822.9
19 COLUMBIA		27.6	0	0	0	0	0	0	27.6
21 CUMBERLAND		3690.1	171.5	0	0	67.5	0	0	3929.1
22 DAUPHIN		34835.9	85.3	0	0	248.1	0	0	35169.3
28 FRANKLIN		0	103.1	0	0	0	0	0	103.1
34 JUNIATA		0.1	0	0	0	0	0	0	0.1
36 LANCASTER		134.2	0	0	0	0	0	0	134.2
40 LUZERNE		0	80.8	0	0	0	0	0	80.8
41 LYCOMING		0	19.1	0	0	0	0	0	19.1
50 PERRY		313.2	0	0	0	0	0	0	313.2
54 SCHUYLKILL		122	17.2	0	0	0.8	0	0	140
58 SUSQUEHANNA		2.2	0	0	0	0	0	0	2.2
67 YORK		4.6	0	0	0	0	0	0	4.6
NJ NEW JERSEY		17829.1	0	0	0	0	0	0	17829.1
Waste Totals:		59781.9	477	0	0	316.4	0	0	60575.3

Disposal Facility: 100020, IESI PA BETHLEHEM LANDFILL CORP.

County/State that Generated Waste	Waste Type:	Municipal	Residual	Sewage Sludge	Infectious	Construction	Ash Residue	Asbestos	Total
09 BUCKS		2536	460.6	0	0	92.3	0	0	3088.9
15 CHESTER		0	0	0	0	10.2	0	522.6	532.8
39 LEHIGH		4362.3	637.3	0	0	313.4	0	0	5313
46 MONTGOMERY		0	1029.9	0	0	2.2	0	0	1032.1
48 NORTHAMPTON		15579.1	390.2	0	0	703.1	0	0	16672.4
51 PHILADELPHIA		0	0	0	0	11.7	0	127.3	139
NJ NEW JERSEY		5216.5	956.8	0	0	3204.6	0	113	9490.9
NY NEW YORK		28152.5	0	0	0	765.2	0	160.1	29077.8
Waste Totals:		55846.4	3474.8	0	0	5102.7	0	923	65346.9



Please Use
Recycled Paper

Phone: 717-783-9258
Printed: 5/7/2014

Also visit our Internet WWW Site at: <http://www.dep.state.pa.us>

DISCLAIMER: While care has been taken in the preparation of this report, there is no warranty or guarantee as to the data, calculation or content accuracy. The Commonwealth reserves the right to update or change any data or presentation format without notice or liability.

Commonwealth of Pennsylvania
 Department of Environmental Protection
 Bureau of Waste Management
 Division of Reporting and Fee Collection

 Landfill Waste Receipts
 in Tons (2000 lbs.) of Waste

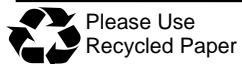
For Year: Quarter:
 2014 / 1

Disposal Facility: 100934, IESI PA BLUE RIDGE LANDFILL CORP

County/State that Generated Waste	Waste Type:	Municipal	Residual	Sewage Sludge	Infectious	Construction	Ash Residue	Asbestos	Total
01 ADAMS		4826.4	139.3	0	0	1106.3	0	0	6072
21 CUMBERLAND		3512.3	81	241.1	0	293.6	0	0	4128
22 DAUPHIN		0	0	8.6	0	19.2	0	0	27.8
28 FRANKLIN		13288.8	5563.4	2272.4	0	2081.5	0	0	23206.1
29 FULTON		8.4	0	0	0	3.4	0	0	11.8
50 PERRY		21.2	0	0	0	0	0	0	21.2
67 YORK		0	12.4	0	0	71.1	0	0	83.5
DC DISRICT OF COLUMBIA		21578.1	0	0	0	0	0	0	21578.1
MD MARYLAND		33924.9	351.7	0	0	287.5	0	0	34564.1
NY NEW YORK		21911.5	0	0	0	0	0	0	21911.5
WV WEST VIRGINIA		1992.5	0	0	0	23.8	0	0.4	2016.7
Waste Totals:		101064.1	6147.8	2522.1	0	3886.4	0	0.4	113620.8

Disposal Facility: 100620, IMPERIAL LANDFILL

County/State that Generated Waste	Waste Type:	Municipal	Residual	Sewage Sludge	Infectious	Construction	Ash Residue	Asbestos	Total
02 ALLEGHENY		57052	5136.1	6770.3	0	10089.9	873.6	551.8	80473.7
04 BEAVER		1681	1752.8	0.2	0	187.5	0	1.1	3622.6
08 BRADFORD		0	31.1	0	0	0	0	0	31.1
10 BUTLER		717.6	0	0	0	148.9	0	3	869.5
30 GREENE		0.6	0	0	0	0	0	0	0.6
32 INDIANA		2.3	0	0	0	11.3	0	0	13.6
37 LAWRENCE		0	1.7	0	0	0	0	0	1.7
63 WASHINGTON		5355	6093.4	167.8	0	1172.2	0	4.2	12792.6
65 WESTMORELAND		0	0	0	0	2.9	0	14.1	17
CA CALIFORNIA		11.2	0	0	0	0	0	0	11.2
CT CONNECTICUT		0	11.8	0	0	0	0	7	18.8
NY NEW YORK		0	300	0	0	0	0	0	300
OH OHIO		24.4	248.2	129.6	0	10.6	0	19.7	432.5
WV WEST VIRGINIA		1629.4	0	110.9	0	139.9	77	45.9	2003.1
Waste Totals:		66473.5	13575.1	7178.8	0	11763.2	950.6	646.8	100588



Commonwealth of Pennsylvania
 Department of Environmental Protection
 Bureau of Waste Management
 Division of Reporting and Fee Collection

 Landfill Waste Receipts
 in Tons (2000 lbs.) of Waste

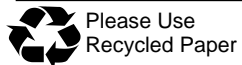
For Year: Quarter:
 2014 / 1

Disposal Facility: 101439, JOSEPH J BRUNNER INC LANDFILL

County/State that Generated Waste	Waste Type:	Municipal	Residual	Sewage Sludge	Infectious	Construction	Ash Residue	Asbestos	Total
02 ALLEGHENY		3995.1	0.1	325.9	0	0	3.4	0	4324.5
04 BEAVER		5171.1	1198.2	1589	0	0	0	0	7958.3
10 BUTLER		936.1	44.1	785.2	0	0	0	0	1765.4
37 LAWRENCE		46.1	6.8	12.8	0	0	0	0	65.7
Waste Totals:		10148.4	1249.2	2712.9	0	0	3.4	0	14113.9

Disposal Facility: 100663, KELLY RUN SANITATION INC LANDFILL

County/State that Generated Waste	Waste Type:	Municipal	Residual	Sewage Sludge	Infectious	Construction	Ash Residue	Asbestos	Total
02 ALLEGHENY		10022.3	3458.9	0	0	1670.9	0	0	15152.1
26 FAYETTE		490.9	102.1	348.5	0	143.1	0	0	1084.6
30 GREENE		90.1	90.2	0	0	0	0	0	180.3
56 SOMERSET		0	1.2	0	0	0	0	0	1.2
63 WASHINGTON		899.5	1912.1	79.9	0	74.8	0	0	2966.3
65 WESTMORELAND		1379.6	201.1	0	0	19.6	0	0	1600.3
Waste Totals:		12882.4	5765.6	428.4	0	1908.4	0	0	20984.8



Please Use
Recycled Paper

Phone: 717-783-9258
 Printed: 5/7/2014

Also visit our Internet WWW Site at: <http://www.dep.state.pa.us>

DISCLAIMER: While care has been taken in the preparation of this report, there is no warranty or guarantee as to the data, calculation or content accuracy. The Commonwealth reserves the right to update or change any data or presentation format without notice or liability.

Commonwealth of Pennsylvania
Department of Environmental Protection
Bureau of Waste Management
Division of Reporting and Fee Collection

Landfill Waste Receipts
in Tons (2000 lbs.) of Waste

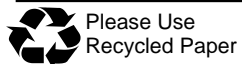
For Year: Quarter:
2014 / 1

Disposal Facility: 101247, KEYSTONE SANITARY LANDFILL

County/State that Generated Waste	Waste Type:	Municipal	Residual	Sewage Sludge	Infectious	Construction	Ash Residue	Asbestos	Total
08 BRADFORD		2.2	18433.1	0	0	0	0	0	18435.3
09 BUCKS		0	30.2	0	0	0	0	0	30.2
13 CARBON		103.6	0	0	0	0	0	0	103.6
35 LACKAWANNA		31144.5	1478.7	5199.3	0	2628.1	0	4.8	40455.4
39 LEHIGH		43.1	0	0	0	0	0	0	43.1
40 LUZERNE		19950.6	1235.2	2481.2	0	1414.5	0	9.4	25090.9
45 MONROE		6818.4	188.2	798.8	0	26.9	0	0	7832.3
48 NORTHAMPTON		0	0	182.3	0	20.3	0	0	202.6
51 PHILADELPHIA		10.7	0	0	0	0	0	0	10.7
52 PIKE		3641	43.9	0	0	0	0	0	3684.9
54 SCHUYLKILL		7	0	0	0	0	0	0	7
57 SULLIVAN		0	366.8	0	0	33.9	0	0	400.7
58 SUSQUEHANNA		2818.8	26363.9	0	0	688.9	0	0	29871.6
64 WAYNE		584.6	0	356.6	0	280.5	0	0	1221.7
66 WYOMING		938	1877.6	108.6	0	173.8	0	0	3098
CT CONNECTICUT		578.9	2.4	0	0	0	0	0	581.3
NJ NEW JERSEY		138947.5	4511.2	0	0	0	0	0	143458.7
NY NEW YORK		159889.5	2472.4	0	0	44.6	0	0	162406.5
VA VIRGINIA		1.8	0	0	0	0	0	0	1.8
Waste Totals:		365480.2	57003.6	9126.8	0	5311.5	0	14.2	436936.3

Disposal Facility: 100329, LAKE VIEW LANDFILL

County/State that Generated Waste	Waste Type:	Municipal	Residual	Sewage Sludge	Infectious	Construction	Ash Residue	Asbestos	Total
20 CRAWFORD		2134.8	973.9	0	0	26.6	0	8.3	3143.6
25 ERIE		28635.1	6375.8	4603.2	0	2177.6	612.7	41.1	42445.5
43 MERCER		4120.5	3.8	0	0	7.4	0	3	4134.7
59 TIOGA		0	6.1	0	0	0	0	0	6.1
62 WARREN		0	37.3	0	0	0	0	0	37.3
NY NEW YORK		0.3	0	0	0	3.7	0	0	4
Waste Totals:		34890.7	7396.9	4603.2	0	2215.3	612.7	52.4	49771.2



Commonwealth of Pennsylvania
 Department of Environmental Protection
 Bureau of Waste Management
 Division of Reporting and Fee Collection

 Landfill Waste Receipts
 in Tons (2000 lbs.) of Waste

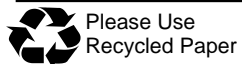
For Year: Quarter:
 2014 / 1

Disposal Facility: 101534, LAUREL HIGHLANDS LANDFILL INC

County/State that Generated Waste	Waste Type:	Municipal	Residual	Sewage Sludge	Infectious	Construction	Ash Residue	Asbestos	Total
05 BEDFORD		0	31.4	0	0	0	0	0	31.4
07 BLAIR		8103.4	2281.4	717.9	0	441.5	0	0	11544.2
11 CAMBRIA		7288.1	90	978.6	0	824.1	38.2	0	9219
17 CLEARFIELD		0	0	55.1	0	0	0	0	55.1
31 HUNTINGDON		0	220.2	0	0	0	0	0	220.2
32 INDIANA		286.3	0	0	0	47.9	0	0	334.2
33 JEFFERSON		10.8	0	0	0	0	0	0	10.8
44 MIFFLIN		8441.9	0	156.2	0	0	0	0	8598.1
56 SOMERSET		7.2	0	0	0	0	0	0	7.2
65 WESTMORELAND		120.1	142.6	0	0	0.3	0	0	263
Waste Totals:		24257.8	2765.6	1907.8	0	1313.8	38.2	0	30283.2

Disposal Facility: 101389, LCSWMA FREY FARM LANDFILL

County/State that Generated Waste	Waste Type:	Municipal	Residual	Sewage Sludge	Infectious	Construction	Ash Residue	Asbestos	Total
21 CUMBERLAND		0	18.9	0	0	0	0	0	18.9
22 DAUPHIN		40.5	34.5	0	0	415.1	20444.2	0	20934.3
36 LANCASTER		2557.9	16836.2	4486.8	149	12284.8	20789.6	8.9	57113.2
38 LEBANON		0	342.9	0	0	0	0	0	342.9
50 PERRY		0	4.4	0	0	0	0	0	4.4
67 YORK		0	1610.5	0	0	0	0	0	1610.5
DE DELAWARE (ST)		0	22.4	0	0	0	0	0	22.4
Waste Totals:		2598.4	18869.8	4486.8	149	12699.9	41233.8	8.9	80046.6



Please Use
Recycled Paper

Phone: 717-783-9258
 Printed: 5/7/2014

Also visit our Internet WWW Site at: <http://www.dep.state.pa.us>

DISCLAIMER: While care has been taken in the preparation of this report, there is no warranty or guarantee as to the data, calculation or content accuracy. The Commonwealth reserves the right to update or change any data or presentation format without notice or liability.

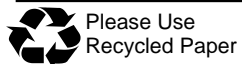
Commonwealth of Pennsylvania
 Department of Environmental Protection
 Bureau of Waste Management
 Division of Reporting and Fee Collection

 Landfill Waste Receipts
 in Tons (2000 lbs.) of Waste

For Year: 2014 Quarter: 1
 /

Disposal Facility: 400592, LCSWMA RESOURCE RECOVERY FACILITY

County/State that Generated Waste	Waste Type:	Municipal	Residual	Sewage Sludge	Infectious	Construction	Ash Residue	Asbestos	Total
06 BERKS		804.8	189.2	0	0	0	0	0	994
07 BLAIR		0	14.9	0	0	0	0	0	14.9
09 BUCKS		0	490.6	0	0	0	0	0	490.6
11 CAMBRIA		0	10.5	0	0	0	0	0	10.5
13 CARBON		0	10.2	0	0	0	0	0	10.2
14 CENTRE		0	5.2	0	0	0	0	0	5.2
15 CHESTER		0	106.2	0	0	0	0	0	106.2
22 DAUPHIN		0	1468	0	0	0	0	0	1468
34 JUNIATA		0	739.7	0	0	0	0	0	739.7
36 LANCASTER		68521.3	9282.5	872.9	0	52.8	0	0	78729.5
38 LEBANON		0	299.2	0	0	0	0	0	299.2
39 LEHIGH		0	326.4	0	0	0	0	0	326.4
45 MONROE		0	156.4	0	0	0	0	0	156.4
46 MONTGOMERY		0	169.9	0	0	0	0	0	169.9
48 NORTHAMPTON		0	166.1	0	0	0	0	0	166.1
49 NORTHUMBERLAND		0	53.2	0	0	0	0	0	53.2
51 PHILADELPHIA		2786.2	28	0	0	0	0	0	2814.2
54 SCHUYLKILL		0	113.2	0	0	0	0	0	113.2
66 WYOMING		0	720	0	0	0	0	0	720
67 YORK		0	50.1	0	0	0	0	0	50.1
DE DELAWARE (ST)		0	99.2	0	0	0	0	0	99.2
FL FLORIDA		0	17.7	0	0	0	0	0	17.7
GA GEORGIA		0	4.7	0	0	0	0	0	4.7
IL ILLINOIS		0	52.3	0	0	0	0	0	52.3
LA LOUISIANA		0	59.3	0	0	0	0	0	59.3
MD MARYLAND		0	34.8	0	0	0	0	0	34.8
NC NORTH CAROLINA		0	155.8	0	0	0	0	0	155.8
NJ NEW JERSEY		8264.8	627.6	0	0	0	0	0	8892.4
NY NEW YORK		411.7	104.8	0	0	0	0	0	516.5
OH OHIO		0	0.3	0	0	0	0	0	0.3
TN TENNESSEE		0	16.6	0	0	0	0	0	16.6
WI WISCONSIN		0	1.3	0	0	0	0	0	1.3
Waste Totals:		80788.8	15573.9	872.9	0	52.8	0	0	97288.4



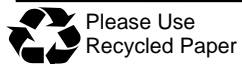
Commonwealth of Pennsylvania
 Department of Environmental Protection
 Bureau of Waste Management
 Division of Reporting and Fee Collection

 Landfill Waste Receipts
 in Tons (2000 lbs.) of Waste

For Year: Quarter:
 2014 / 1

Disposal Facility: 100963, LYCOMING COUNTY RESOURCE MANAGEMENT SERVICES LANDFILL

County/State that Generated Waste	Waste Type:	Municipal	Residual	Sewage Sludge	Infectious	Construction	Ash Residue	Asbestos	Total
01 ADAMS		0	5.3	0	0	0	0	0	5.3
08 BRADFORD		0	0.5	0	0	0	0	0	0.5
19 COLUMBIA		6717.7	3904.2	1965.1	0	807.1	0	0	13394.1
21 CUMBERLAND		0	8.2	0	0	0	0	0	8.2
35 LACKAWANNA		0	0	0	0	0	0	37.8	37.8
38 LEBANON		0	0.1	0	0	0	0	0	0.1
40 LUZERNE		7	6.2	0	0	0	0	22	35.2
41 LYCOMING		11406.2	3038.9	2836.9	57.1	512.9	8.9	0	17860.9
42 MCKEAN		0	20.8	0	0	0	0	0	20.8
45 MONROE		0	0	0	0	0	0	4.4	4.4
46 MONTGOMERY		0	0	0	0	0	0	2.5	2.5
47 MONTOUR		1821	455.6	18.1	152.7	485.1	0	14.6	2947.1
49 NORTHUMBERLAND		4724.7	2472	3178.3	0	295.7	0	10.9	10681.6
50 PERRY		0	17.8	0	0	4.8	0	0	22.6
54 SCHUYLKILL		0	35.2	15.6	0	0	0	0	50.8
55 SNYDER		2826.3	899	286.4	0	150.5	8.2	0	4170.4
57 SULLIVAN		0.6	62.4	0	0	2.1	0	0	65.1
58 SUSQUEHANNA		0	1.4	0	0	0	0	0	1.4
59 TIOGA		24.6	0	0	0	0.6	0	0	25.2
60 UNION		4433	1297.5	1103.6	0	373.6	0	0	7207.7
NJ NEW JERSEY		0	0	0	0	0	0	5.1	5.1
Waste Totals:		31961.1	12225.1	9404	209.8	2632.4	17.1	97.3	56546.8



Please Use
Recycled Paper

Phone: 717-783-9258
 Printed: 5/7/2014

Also visit our Internet WWW Site at: <http://www.dep.state.pa.us>

DISCLAIMER: While care has been taken in the preparation of this report, there is no warranty or guarantee as to the data, calculation or content accuracy. The Commonwealth reserves the right to update or change any data or presentation format without notice or liability.

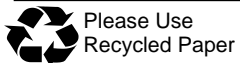
Commonwealth of Pennsylvania
 Department of Environmental Protection
 Bureau of Waste Management
 Division of Reporting and Fee Collection

 Landfill Waste Receipts
 in Tons (2000 lbs.) of Waste

For Year: Quarter:
 2014 / 1

Disposal Facility: 100113, MODERN LANDFILL

County/State that Generated Waste	Waste Type:	Municipal	Residual	Sewage Sludge	Infectious	Construction	Ash Residue	Asbestos	Total
01 ADAMS		0	374.2	80.2	0	0	0	0	454.4
05 BEDFORD		0	0	0	0	0	0	2.5	2.5
06 BERKS		0	291.6	0	0	0	0	0	291.6
15 CHESTER		0	25.1	0	0	0	0	0	25.1
21 CUMBERLAND		7749.8	405.5	50.9	26.1	1464.8	0	1.9	9699
22 DAUPHIN		1.4	1591.2	68.7	407.7	1932.4	0	0	4001.4
28 FRANKLIN		0	4.5	0	0	0	0	0	4.5
31 HUNTINGDON		0	0	0	0	0	16.5	0	16.5
36 LANCASTER		0	5963.9	0	0	0	0	0	5963.9
38 LEBANON		0	2482.2	0	0	0	0	0.1	2482.3
39 LEHIGH		0	27.4	0	0	0	0	0	27.4
40 LUZERNE		0	88.3	0	0	0	0	0	88.3
46 MONTGOMERY		0	31.4	0	0	4903.2	0	7.1	4941.7
50 PERRY		0	65.9	0	0	0	0	0	65.9
51 PHILADELPHIA		53100.6	0	0	0	0	0	0	53100.6
54 SCHUYLKILL		0	173.1	0	0	0	0	0	173.1
67 YORK		153.5	64830.9	806.5	0	6017.1	0	28	71836
CT CONNECTICUT		0	1470.7	0	0	0	0	574.5	2045.2
DC DISRICT OF COLUMBIA		0	0	0	0	0	0	2.6	2.6
DE DELAWARE (ST)		0	2047.5	0	0	0	0	41.5	2089
MD MARYLAND		30.7	3567	459.6	5563.5	17.6	13.3	136.4	9788.1
NJ NEW JERSEY		14721.4	6987	0	0	0	19.2	8.4	21736
NY NEW YORK		0	37.4	0	0	0	0	1.4	38.8
VA VIRGINIA		0	19.9	0	0	0	0	0	19.9
WV WEST VIRGINIA		0	32.3	0	0	0	0	0	32.3
Waste Totals:		75757.4	90517	1465.9	5997.3	14335.1	49	804.4	188926.1



Commonwealth of Pennsylvania
 Department of Environmental Protection
 Bureau of Waste Management
 Division of Reporting and Fee Collection

 Landfill Waste Receipts
 in Tons (2000 lbs.) of Waste

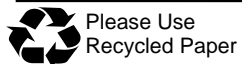
For Year: Quarter:
 2014 / 1

Disposal Facility: 100594, MONROEVILLE LANDFILL

County/State that Generated Waste	Waste Type:	Municipal	Residual	Sewage Sludge	Infectious	Construction	Ash Residue	Asbestos	Total
02 ALLEGHENY		50434.1	27186.4	1246.7	1286.7	3914.7	589.9	0	84658.5
03 ARMSTRONG		76.2	286.9	0	0	0	0	0	363.1
10 BUTLER		192.3	45.6	0	0	14.6	0	0	252.5
65 WESTMORELAND		792.2	107.3	218.3	26.8	356.4	0	0	1501
Waste Totals:		51494.8	27626.2	1465	1313.5	4285.7	589.9	0	86775.1

Disposal Facility: 101571, MOSTOLLER LANDFILL INC

County/State that Generated Waste	Waste Type:	Municipal	Residual	Sewage Sludge	Infectious	Construction	Ash Residue	Asbestos	Total
02 ALLEGHENY		2.6	24.8	0	0	66.7	0	0	94.1
05 BEDFORD		161.7	109	24.5	0	2.6	0	0	297.8
07 BLAIR		11308.3	77.7	14.7	0	81.9	0	0	11482.6
11 CAMBRIA		5197.1	344.1	660.1	0	38.3	0	0	6239.6
22 DAUPHIN		0	0	271.2	0	0	0	0	271.2
26 FAYETTE		0	15.6	0	0	0	0	0	15.6
30 GREENE		0	91.7	0	0	0	0	0	91.7
31 HUNTINGDON		26.1	50.9	0	0	0	0	0	77
32 INDIANA		0	0	0	0	62.4	0	17.7	80.1
54 SCHUYLKILL		1.4	0	0	0	0	0	0	1.4
56 SOMERSET		4923.2	1916.2	296.4	0	352.1	0	0	7487.9
65 WESTMORELAND		3058.6	28.1	0	0	0	0	2.4	3089.1
MD MARYLAND		6511.7	693.3	0	0	209.8	0	0	7414.8
WV WEST VIRGINIA		154.9	525.7	0	0	0	0	0	680.6
Waste Totals:		31345.6	3877.1	1266.9	0	813.8	0	20.1	37323.5



Please Use
Recycled Paper

Phone: 717-783-9258
 Printed: 5/7/2014

Also visit our Internet WWW Site at: <http://www.dep.state.pa.us>

DISCLAIMER: While care has been taken in the preparation of this report, there is no warranty or guarantee as to the data, calculation or content accuracy. The Commonwealth reserves the right to update or change any data or presentation format without notice or liability.

Commonwealth of Pennsylvania
Department of Environmental Protection
Bureau of Waste Management
Division of Reporting and Fee Collection

Landfill Waste Receipts
in Tons (2000 lbs.) of Waste

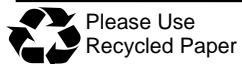
For Year: Quarter:
2014 / 1

Disposal Facility: 101100, MOUNTAIN VIEW RECLAMATION LANDFILL

County/State that Generated Waste	Waste Type:	Municipal	Residual	Sewage Sludge	Infectious	Construction	Ash Residue	Asbestos	Total
01 ADAMS		2349.4	589.1	12.5	0	210.6	0	0	3161.6
21 CUMBERLAND		3206.9	438.4	3.6	0	806.3	0	0	4455.2
22 DAUPHIN		20.6	522.8	61.3	0	1324.2	0	0	1928.9
28 FRANKLIN		4640.3	1585	361.8	0	421.9	0	0	7009
29 FULTON		28.2	315.9	0	0	4.2	0	0	348.3
49 NORTHUMBERLAND		2412.8	0	0	0	0	0	0	2412.8
50 PERRY		306.5	0	0	0	13	0	0	319.5
67 YORK		0	0	0	0	146.1	0	0	146.1
MD MARYLAND		30887.6	5000.6	194.7	0	406.1	0	0	36489
WV WEST VIRGINIA		4175.6	227	0	0	166.6	0	10.9	4580.1
Waste Totals:		48027.9	8678.8	633.9	0	3499	0	10.9	60850.5

Disposal Facility: 100585, NORTHWEST SANITARY LANDFILL

County/State that Generated Waste	Waste Type:	Municipal	Residual	Sewage Sludge	Infectious	Construction	Ash Residue	Asbestos	Total
02 ALLEGHENY		1227.2	1117.5	0	0	979.3	0	1785.6	5109.6
03 ARMSTRONG		1342.9	22.9	0	0	24	0	0	1389.8
04 BEAVER		3.3	0	13.8	0	0	0	0	17.1
10 BUTLER		6164	10618.8	1594.3	0	714.8	0	15.1	19107
16 CLARION		280	299.8	43.4	0	27.3	0	0	650.5
20 CRAWFORD		137.7	53.4	0	0	2.4	0	0	193.5
25 ERIE		0	6.2	0	0	0	0	0	6.2
27 FOREST		0	5.3	0	0	0	0	0	5.3
37 LAWRENCE		2626.3	468.3	0	0	7.1	0	0	3101.7
43 MERCER		391.1	992.2	0	0	12.6	0	0	1395.9
61 VENANGO		875.8	741.4	0	0	13.2	0	0	1630.4
OH OHIO		0	67.2	0	0	0	0	0	67.2
Waste Totals:		13048.3	14393	1651.5	0	1780.7	0	1800.7	32674.2



Please Use
Recycled Paper

Phone: 717-783-9258
Printed: 5/7/2014

Also visit our Internet WWW Site at: <http://www.dep.state.pa.us>

DISCLAIMER: While care has been taken in the preparation of this report, there is no warranty or guarantee as to the data, calculation or content accuracy. The Commonwealth reserves the right to update or change any data or presentation format without notice or liability.

Commonwealth of Pennsylvania
 Department of Environmental Protection
 Bureau of Waste Management
 Division of Reporting and Fee Collection

Landfill Waste Receipts
 in Tons (2000 lbs.) of Waste

For Year: 2014 / Quarter: 1

Disposal Facility: 100346, PIONEER CROSSING LANDFILL

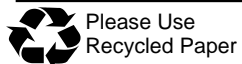
County/State that Generated Waste	Waste Type:	Municipal	Residual	Sewage Sludge	Infectious	Construction	Ash Residue	Asbestos	Total
06 BERKS		8569.8	1298.1	1595.4	0	257.4	0	0	11720.7
09 BUCKS		1061.7	0	191.7	106.5	1.7	0	0	1361.6
15 CHESTER		418.9	115.1	0	0	6.6	0	0	540.6
22 DAUPHIN		0	0	0	0	14.3	0	0	14.3
23 DELAWARE		7.2	37.5	0	0	64.3	0	2.5	111.5
36 LANCASTER		165	0	0	0	0	0	0	165
38 LEBANON		0	275.2	0	0	0	0	0	275.2
39 LEHIGH		1753.9	867.3	1011.7	69	10.6	0	0	3712.5
46 MONTGOMERY		21839.5	2691.5	956.2	0	77.1	0	0	25564.3
48 NORTHAMPTON		0	665.5	0	0	0	0	0	665.5
51 PHILADELPHIA		11.7	29	0	644.3	0	0	0	685
NJ NEW JERSEY		1869.9	49.7	823.8	0	0	0	0	2743.4
NY NEW YORK		40.3	156.5	28.4	47.9	0	0	0	273.1
Waste Totals:		35737.9	6185.4	4607.2	867.7	432	0	2.5	47832.7

Disposal Facility: 101069, S.E.C.C.R.A. LANDFILL

County/State that Generated Waste	Waste Type:	Municipal	Residual	Sewage Sludge	Infectious	Construction	Ash Residue	Asbestos	Total
15 CHESTER		16068.8	696.5	384.8	0	6009.6	0	0	23159.7
Waste Totals:		16068.8	696.5	384.8	0	6009.6	0	0	23159.7

Disposal Facility: 101538, SANDY RUN LANDFILL INC.

County/State that Generated Waste	Waste Type:	Municipal	Residual	Sewage Sludge	Infectious	Construction	Ash Residue	Asbestos	Total
05 BEDFORD		6575.6	433.5	17	0	74	0	0	7100.1
07 BLAIR		911	189.2	0	0	232.8	0	0	1333
21 CUMBERLAND		87.7	0	0	0	273.2	0	0	360.9
29 FULTON		707.1	6.6	0	0	90.9	0	0	804.6
31 HUNTINGDON		6174.8	2.3	0	0	51	0	0	6228.1
34 JUNIATA		0.2	50.3	0	0	0	0	0	50.5
50 PERRY		0	26.2	0	0	0	0	0	26.2
MD MARYLAND		1649.5	153.1	0	0	0	0	0	1802.6
Waste Totals:		16105.9	861.2	17	0	721.9	0	0	17706



Commonwealth of Pennsylvania
 Department of Environmental Protection
 Bureau of Waste Management
 Division of Reporting and Fee Collection

Landfill Waste Receipts
 in Tons (2000 lbs.) of Waste

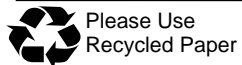
For Year: 2014 / Quarter: 1

Disposal Facility: 100403, SENECA LANDFILL INC

County/State that Generated Waste	Waste Type:	Municipal	Residual	Sewage Sludge	Infectious	Construction	Ash Residue	Asbestos	Total
02 ALLEGHENY		11414.1	8275.3	1484.1	0	968.4	0	0	22141.9
03 ARMSTRONG		878.3	148.8	109.8	0	78.8	0	0	1215.7
04 BEAVER		10569.9	356.3	0	0	14.6	0	0	10940.8
10 BUTLER		17094.5	20528.8	1341.4	0	1279.5	0	0	40244.2
11 CAMBRIA		0	0	0	0	0	0	0	0
16 CLARION		0	27.6	0	0	0	0	0	27.6
20 CRAWFORD		0	1226.7	59.8	0	0	0	0	1286.5
25 ERIE		0	0	26.6	0	0	0	0	26.6
26 FAYETTE		0	0	0	0	0	0	0	0
27 FOREST		0	0	133.7	0	0	0	0	133.7
32 INDIANA		0	97.5	0	0	0	0	0	97.5
33 JEFFERSON		0	0	0	0	0	0	0	0
37 LAWRENCE		188.7	1041	0	0	210.4	0	0	1440.1
43 MERCER		23235	1386.9	59.2	0	3.3	0	0	24684.4
60 UNION		0	0	0	0	0	0	0	0
61 VENANGO		7.9	614.3	226.3	0	160	0	0	1008.5
63 WASHINGTON		8.9	0	284.9	0	0	0	0	293.8
65 WESTMORELAND		386.5	52.1	458.2	0	11.5	0	0	908.3
OH OHIO		6544	0	0	0	0	0	0	6544
Waste Totals:		70327.8	33755.3	4184	0	2726.5	0	0	110993.6

Disposal Facility: 100592, SOUTH HILLS LANDFILL INC

County/State that Generated Waste	Waste Type:	Municipal	Residual	Sewage Sludge	Infectious	Construction	Ash Residue	Asbestos	Total
02 ALLEGHENY		6814.5	7776.4	701.2	0	4350.7	3411.5	0	23054.3
26 FAYETTE		45.8	3566.9	0	0	21	0	0	3633.7
30 GREENE		0	143.8	0	0	0	0	0	143.8
63 WASHINGTON		1266.2	3809.5	0	0	161	0	0	5236.7
65 WESTMORELAND		0	1387.6	0	0	6.8	0	0	1394.4
WV WEST VIRGINIA		0	137	0	0	0	0	0	137
Waste Totals:		8126.5	16821.2	701.2	0	4539.5	3411.5	0	33599.9



Please Use
Recycled Paper

Phone: 717-783-9258
 Printed: 5/7/2014

Also visit our Internet WWW Site at: <http://www.dep.state.pa.us>

DISCLAIMER: While care has been taken in the preparation of this report, there is no warranty or guarantee as to the data, calculation or content accuracy. The Commonwealth reserves the right to update or change any data or presentation format without notice or liability.

Commonwealth of Pennsylvania
 Department of Environmental Protection
 Bureau of Waste Management
 Division of Reporting and Fee Collection

 Landfill Waste Receipts
 in Tons (2000 lbs.) of Waste

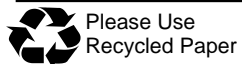
For Year: Quarter:
 2014 / 1

Disposal Facility: 100081, SOUTHERN ALLEGHENIES LANDFILL INC

County/State that Generated Waste	Waste Type:	Municipal	Residual	Sewage Sludge	Infectious	Construction	Ash Residue	Asbestos	Total
05 BEDFORD		63.9	77.4	0	0	6.9	0	28.7	176.9
07 BLAIR		118.2	630	0	0	0	0	0	748.2
11 CAMBRIA		6781.2	1234.6	0	0	604.2	0	10.6	8630.6
14 CENTRE		0.5	0	0	0	0	0	0	0.5
31 HUNTINGDON		0	6	0	0	0	0	0	6
32 INDIANA		4.3	0	0	0	1.2	0	0	5.5
40 LUZERNE		0	261.7	0	0	0	0	0	261.7
56 SOMERSET		4686.3	1016.3	114	0	122.9	0	0	5939.5
65 WESTMORELAND		15.6	3	0	0	0.8	0	0	19.4
NY NEW YORK		0	0	0	0	0	0	72.5	72.5
Waste Totals:		11670	3229	114	0	736	0	111.8	15860.8

Disposal Facility: 100277, TERVITA SANITARY LANDFILL

County/State that Generated Waste	Waste Type:	Municipal	Residual	Sewage Sludge	Infectious	Construction	Ash Residue	Asbestos	Total
02 ALLEGHENY		10411.8	2437.6	2090.4	0	3774.3	0	46.5	18760.6
03 ARMSTRONG		0	0	0	0	7.4	0	0	7.4
10 BUTLER		2.3	0	0	0	5.8	0	0	8.1
26 FAYETTE		2552	5.3	27.5	0	403.2	0	18.8	3006.8
30 GREENE		527.5	655.2	0	0	21.4	0	0.8	1204.9
32 INDIANA		0	9.6	0	0	0	0	0	9.6
63 WASHINGTON		6601.5	8918	256.9	0	2272.7	0	0	18049.1
65 WESTMORELAND		4948.9	3233.6	398.9	0	2230	0	4	10815.4
WV WEST VIRGINIA		34.3	444.6	0	0	9.5	0	0	488.4
Waste Totals:		25078.3	15703.9	2773.7	0	8724.3	0	70.1	52350.3



Commonwealth of Pennsylvania
 Department of Environmental Protection
 Bureau of Waste Management
 Division of Reporting and Fee Collection

 Landfill Waste Receipts
 in Tons (2000 lbs.) of Waste

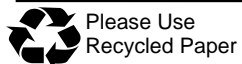
For Year: Quarter:
 2014 / 1

Disposal Facility: 101494, TULLYTOWN RESOURCE RECOVERY FACILITY

County/State that Generated Waste	Waste Type:	Municipal	Residual	Sewage Sludge	Infectious	Construction	Ash Residue	Asbestos	Total
09 BUCKS		4830.2	13954.8	1471.2	90.4	574.6	25715.6	0	46636.8
15 CHESTER		0	9.9	8.7	0	14.2	0	0	32.8
23 DELAWARE		2275.4	37.1	115.6	275.2	0	0	0	2703.3
45 MONROE		0	0	0	0	3.5	0	0	3.5
46 MONTGOMERY		3174.1	401.6	792.1	3.8	0	0	0	4371.6
51 PHILADELPHIA		24195.8	1016.9	518.7	818.1	1013.6	0	0	27563.1
CT CONNECTICUT		0	43.3	0	0	0	0	0	43.3
DE DELAWARE (ST)		0	68.8	0	0	0	0	0	68.8
NJ NEW JERSEY		57468.1	16864.6	2324.9	0	24279.1	0	0	100936.7
NY NEW YORK		98697.2	497.3	10263.8	0	835.3	0	0	110293.6
Waste Totals:		190640.8	32894.3	15495	1187.5	26720.3	25715.6	0	292653.5

Disposal Facility: 100280, VALLEY LANDFILL

County/State that Generated Waste	Waste Type:	Municipal	Residual	Sewage Sludge	Infectious	Construction	Ash Residue	Asbestos	Total
02 ALLEGHENY		6441.3	19566.5	282.3	0	2214.9	11.1	39.6	28555.7
03 ARMSTRONG		1475.4	0	0	0	42.5	0	0	1517.9
10 BUTLER		130.8	24.5	0	0	37	0	0	192.3
26 FAYETTE		119.8	91.5	0	0	6.9	0	0	218.2
32 INDIANA		0	991.7	0	0	0	0	0	991.7
56 SOMERSET		0	100.7	0	0	0	0	0	100.7
65 WESTMORELAND		20109.6	1478.3	866.4	874	3350.3	0	4.3	26682.9
Waste Totals:		28276.9	22253.2	1148.7	874	5651.6	11.1	43.9	58259.4



Please Use
Recycled Paper

Phone: 717-783-9258
 Printed: 5/7/2014

Also visit our Internet WWW Site at: <http://www.dep.state.pa.us>

DISCLAIMER: While care has been taken in the preparation of this report, there is no warranty or guarantee as to the data, calculation or content accuracy. The Commonwealth reserves the right to update or change any data or presentation format without notice or liability.

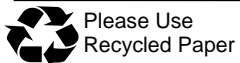
Commonwealth of Pennsylvania
 Department of Environmental Protection
 Bureau of Waste Management
 Division of Reporting and Fee Collection

 Landfill Waste Receipts
 in Tons (2000 lbs.) of Waste

For Year: Quarter:
 2014 / 1

Disposal Facility: 100739, WESTERN BERKS COMMUNITY LANDFILL

County/State that Generated Waste	Waste Type:	Municipal	Residual	Sewage Sludge	Infectious	Construction	Ash Residue	Asbestos	Total
06 BERKS		9870.5	6064.6	1860.7	0	1229.6	0	25.3	19050.7
09 BUCKS		1163.8	15.4	0	0	22.7	0	4.4	1206.3
13 CARBON		0	0	35	0	0	0	0	35
15 CHESTER		0	0	0	0	0	0	12.4	12.4
21 CUMBERLAND		0	0	0	0	0	0	1	1
23 DELAWARE		10.8	0	1593.1	0	0	0	24	1627.9
39 LEHIGH		64.7	0	0	0	0	0	16.4	81.1
40 LUZERNE		21.4	0	0	0	0	0	0	21.4
45 MONROE		7	0	0	0	0	0	0	7
46 MONTGOMERY		8451.5	3045.4	989.3	0	105.4	0	277.4	12869
48 NORTHAMPTON		499.1	0	483.1	0	0	0	7.3	989.5
49 NORTHUMBERLAND		0	0	8.4	0	0	0	0	8.4
51 PHILADELPHIA		0	0	45.1	0	0	0	84.4	129.5
54 SCHUYLKILL		7546.9	0	0	0	46.9	0	0	7593.8
NJ NEW JERSEY		5287.5	0	982.2	0	3202.5	0	31.1	9503.3
NY NEW YORK		0	0	2944.8	0	0	0	0	2944.8
Waste Totals:		32923.2	9125.4	8941.7	0	4607.1	0	483.7	56081.1



Please Use
Recycled Paper

Phone: 717-783-9258
 Printed: 5/7/2014

Also visit our Internet WWW Site at: <http://www.dep.state.pa.us>

DISCLAIMER: While care has been taken in the preparation of this report, there is no warranty or guarantee as to the data, calculation or content accuracy. The Commonwealth reserves the right to update or change any data or presentation format without notice or liability.

Commonwealth of Pennsylvania
 Department of Environmental Protection
 Bureau of Waste Management
 Division of Reporting and Fee Collection

 Landfill Waste Receipts
 in Tons (2000 lbs.) of Waste

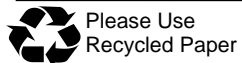
For Year: Quarter:
 2014 / 1

Disposal Facility: 400633, WHEELABRATOR FALLS INC

County/State that Generated Waste	Waste Type:	Municipal	Residual	Sewage Sludge	Infectious	Construction	Ash Residue	Asbestos	Total
06 BERKS		18.5	0	0	0	0	0	0	18.5
09 BUCKS		30375.8	202.4	0	0	3239.6	0	0	33817.8
15 CHESTER		0	87.1	0	0	0	0	0	87.1
22 DAUPHIN		0	9.7	0	0	0	0	0	9.7
38 LEBANON		0	828.1	0	0	0	0	0	828.1
39 LEHIGH		0	35	0	0	0	0	0	35
46 MONTGOMERY		0	37.3	0	0	0	0	0	37.3
51 PHILADELPHIA		62014.8	147.1	0	0	21.2	0	0	62183.1
60 UNION		0	32.9	0	0	0	0	0	32.9
67 YORK		0	345.3	0	0	0	0	0	345.3
MA MASSACHUSETTS		0	36.2	0	0	0	0	0	36.2
NC NORTH CAROLINA		0	13.9	0	0	0	0	0	13.9
NJ NEW JERSEY		22090.2	789.3	0	0	6	0	0	22885.5
NY NEW YORK		64.8	22.8	0	0	0	0	0	87.6
WV WEST VIRGINIA		0	11	0	0	0	0	0	11
Waste Totals:		114564.1	2598.1	0	0	3266.8	0	0	120429

Disposal Facility: 400561, YORK COUNTY RESOURCE RECOVERY CENTER

County/State that Generated Waste	Waste Type:	Municipal	Residual	Sewage Sludge	Infectious	Construction	Ash Residue	Asbestos	Total
01 ADAMS		2747.2	267.4	0	0	0	0	0	3014.6
06 BERKS		103.9	0.9	0	0	0	0	0	104.8
21 CUMBERLAND		5319.6	0	0	0	0	0	0	5319.6
22 DAUPHIN		3310.1	0	0	0	0	0	0	3310.1
44 MIFFLIN		0	92.3	0	0	0	0	0	92.3
51 PHILADELPHIA		5817.4	0	0	0	0	0	0	5817.4
67 YORK		62404.3	2321.3	0	0	0	0	0	64725.6
MD MARYLAND		11874.1	0	0	0	0	0	0	11874.1
NJ NEW JERSEY		6672.9	0	0	0	0	0	0	6672.9
Waste Totals:		98249.5	2681.9	0	0	0	0	0	100931.4



Please Use
Recycled Paper

Phone: 717-783-9258
 Printed: 5/7/2014

Also visit our Internet WWW Site at: <http://www.dep.state.pa.us>

DISCLAIMER: While care has been taken in the preparation of this report, there is no warranty or guarantee as to the data, calculation or content accuracy. The Commonwealth reserves the right to update or change any data or presentation format without notice or liability.