

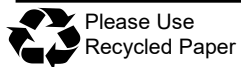
Commonwealth of Pennsylvania  
 Department of Environmental Protection  
 Bureau of Waste Management  
 Division of Reporting and Fee Collection

-----  
 Landfill Waste Receipts  
 in Tons (2000 lbs.) of Waste

For Year:    Quarter:  
 2019       /       1

Disposal Facility: 100419, ADVANCED DISPOSAL SERVICES CHESTNUT VALLEY LANDFILL INC

County/State that Generated Waste	Waste Type:	Municipal	Residual	Sewage Sludge	Processed Medical Waste	Construction	WTE Ash Residue	Asbestos	Total
02 ALLEGHENY		148	15.1	0	0	18.6	0	0	181.7
26 FAYETTE		12203.5	993.5	154.8	0	1356.4	0	5.4	14713.6
30 GREENE		3016.7	14093	379.2	0	952	0	0	18440.9
56 SOMERSET		147.1	0	0	0	0	0	0	147.1
63 WASHINGTON		1.6	951.2	0	0	103.6	0	0	1056.4
65 WESTMORELAND		373.4	8.7	0	0	383.9	0	0	766
OH OHIO		0	0	0	0	5.2	0	0	5.2
WV WEST VIRGINIA		1335.1	45.1	0	0	927.5	0	0	2307.7
<b>Waste Totals:</b>		<b>17225.4</b>	<b>16106.6</b>	<b>534</b>	<b>0</b>	<b>3747.2</b>	<b>0</b>	<b>5.4</b>	<b>37618.6</b>



Please Use  
Recycled Paper

Phone: 717-783-9258  
 Printed: 5/1/2019

Also visit our Internet WWW Site at: <http://www.dep.state.pa.us>

DISCLAIMER: While care has been taken in the preparation of this report, there is no warranty or guarantee as to the data, calculation or content accuracy. The Commonwealth reserves the right to update or change any data or presentation format without notice or liability.

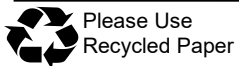
Commonwealth of Pennsylvania  
 Department of Environmental Protection  
 Bureau of Waste Management  
 Division of Reporting and Fee Collection

-----  
 Landfill Waste Receipts  
 in Tons (2000 lbs.) of Waste

For Year:    Quarter:  
 2019       /       1

Disposal Facility: 101397, ADVANCED DISPOSAL SERVICES GREENTREE LANDFILL LLC.

County/State that Generated Waste	Waste Type:	Municipal	Residual	Sewage Sludge	Processed Medical Waste	Construction	WTE Ash Residue	Asbestos	Total
02 ALLEGHENY		0	14	0	0	0	0	0	14
03 ARMSTRONG		0	22.9	24.4	0	0	0	0	47.3
05 BEDFORD		0	1.1	0	0	0	0	0	1.1
07 BLAIR		14881.2	2186.3	0	0	0	0	0	17067.5
12 CAMERON		544.1	194.4	91.4	0	90.9	0	0	920.8
14 CENTRE		23998.5	244.6	248.3	0	6.1	8.9	0	24506.4
16 CLARION		9168.7	4765.3	17	0	8.1	0	0	13959.1
17 CLEARFIELD		9533.7	1336.8	444.1	0	2158.8	0	0	13473.4
18 CLINTON		0	4.6	0	0	0	0	0	4.6
20 CRAWFORD		0	250.3	312.5	0	0	49.6	0	612.4
24 ELK		2160.1	3455.4	239.8	0	436.9	0	17.8	6310
25 ERIE		0	85.5	0	0	0	0	0	85.5
26 FAYETTE		0	10.3	0	0	0	0	0	10.3
27 FOREST		0	32	0	0	0	0	0	32
31 HUNTINGDON		0	0	28	0	0	0	0	28
32 INDIANA		0	0	0	0	59.1	0	14.7	73.8
33 JEFFERSON		4572.6	1443.3	155.8	0	254.1	0	0	6425.8
42 MCKEAN		59.9	281.6	0	0	6.5	0	5.8	353.8
53 POTTER		0	324.3	0	0	0	0	0	324.3
61 VENANGO		0	74.1	63	0	0	0	0	137.1
62 WARREN		9004.9	829.7	20.8	0	0	0	0	9855.4
65 WESTMORELAND		0	31.3	0	0	0	0	0	31.3
CT CONNECTICUT		0	14.9	0	0	0	0	0	14.9
IL ILLINOIS		0	7.2	0	0	0	0	0	7.2
MA MASSACHUSETTS		25	1.2	0	0	0	0	0	26.2
NJ NEW JERSEY		6691.5	3516.1	0	0	0	0	0	10207.6
NY NEW YORK		14590	382	38.8	0	0	0	0	15010.8
OH OHIO		0	1.4	0	0	0	0	0	1.4
<b>Waste Totals:</b>		<b>95230.2</b>	<b>19510.6</b>	<b>1683.9</b>	<b>0</b>	<b>3020.5</b>	<b>58.5</b>	<b>38.3</b>	<b>119542</b>



Commonwealth of Pennsylvania  
Department of Environmental Protection  
Bureau of Waste Management  
Division of Reporting and Fee Collection

-----  
Landfill Waste Receipts  
in Tons (2000 lbs.) of Waste

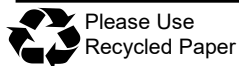
For Year:    Quarter:  
**2019    /    1**

Disposal Facility: 100933, ALLIANCE SANITARY LANDFILL INC

County/State that Generated Waste	Waste Type:	Municipal	Residual	Sewage Sludge	Processed Medical Waste	Construction	WTE Ash Residue	Asbestos	Total
08 BRADFORD		9.3	2214.8	0	0	0	0	0	2224.1
13 CARBON		76.3	0	0	0	2.3	0	0	78.6
19 COLUMBIA		148.9	0	0	0	0	0	0	148.9
35 LACKAWANNA		18854.9	1402.4	21	182.5	1002.9	0	34.9	21498.6
39 LEHIGH		0	16.6	0	0	0	0	0	16.6
40 LUZERNE		15857	1790.9	3313.3	12.9	371.7	0	173.9	21519.7
45 MONROE		3689	113.6	0	0	58.8	0	0	3861.4
52 PIKE		1741.6	0	0	0	0	0	0	1741.6
54 SCHUYLKILL		0	14.5	0	0	1.3	0	0	15.8
58 SUSQUEHANNA		957.1	3980.5	89.4	0	42.5	0	0	5069.5
64 WAYNE		2795.2	41.4	0	0	1	0	4	2841.6
66 WYOMING		1029	14914.9	0	0	1174.7	0	1.5	17120.1
NJ NEW JERSEY		1248.9	0	0	0	0	0	34.1	1283
NY NEW YORK		13918.9	675.5	0	0	3716.7	0	171.7	18482.8
<b>Waste Totals:</b>		<b>60326.1</b>	<b>25165.1</b>	<b>3423.7</b>	<b>195.4</b>	<b>6371.9</b>	<b>0</b>	<b>420.1</b>	<b>95902.3</b>

Disposal Facility: 100172, ARDEN LANDFILL INC.

County/State that Generated Waste	Waste Type:	Municipal	Residual	Sewage Sludge	Processed Medical Waste	Construction	WTE Ash Residue	Asbestos	Total
02 ALLEGHENY		16923.4	2760.3	56.4	0	710.7	38	0	20488.8
03 ARMSTRONG		0	324.8	0	0	0	0	0	324.8
04 BEAVER		17417	2540.7	40	0	394.5	0	0	20392.2
10 BUTLER		7.5	52.8	0	0	10.7	0	0	71
26 FAYETTE		310.2	1379.4	0	0	5.1	0	0	1694.7
30 GREENE		1797.3	33346.1	0	0	444.4	0	0	35587.8
32 INDIANA		0	15	0	0	0	0	0	15
63 WASHINGTON		12628.7	28562.3	1886.3	165.6	2915.9	0	0	46158.8
65 WESTMORELAND		34.6	4220.3	0	0	0	0	0	4254.9
OH OHIO		172.3	937.1	0	0	137.1	0	0	1246.5
WV WEST VIRGINIA		1399.8	10507.1	0	0	2484.2	0	0	14391.1
<b>Waste Totals:</b>		<b>50690.8</b>	<b>84645.9</b>	<b>1982.7</b>	<b>165.6</b>	<b>7102.6</b>	<b>38</b>	<b>0</b>	<b>144625.6</b>



Please Use  
Recycled Paper

Phone: 717-783-9258  
Printed: 5/1/2019

Also visit our Internet WWW Site at: <http://www.dep.state.pa.us>

DISCLAIMER: While care has been taken in the preparation of this report, there is no warranty or guarantee as to the data, calculation or content accuracy. The Commonwealth reserves the right to update or change any data or presentation format without notice or liability.

Commonwealth of Pennsylvania  
Department of Environmental Protection  
Bureau of Waste Management  
Division of Reporting and Fee Collection

-----  
Landfill Waste Receipts  
in Tons (2000 lbs.) of Waste

For Year:    Quarter:  
**2019    /    1**

Disposal Facility: 100020, BETHLEHEM LANDFILL

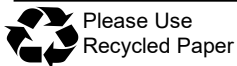
County/State that Generated Waste	Waste Type:	Municipal	Residual	Sewage Sludge	Processed Medical Waste	Construction	WTE Ash Residue	Asbestos	Total
06 BERKS		198.5	0	0	0	1.2	0	0	199.7
09 BUCKS		3905.5	292.3	0	0	255.5	0	0	4453.3
39 LEHIGH		9144.3	1488.2	0	0	437.6	0	0	11070.1
46 MONTGOMERY		0	17.7	0	0	3.9	0	0	21.6
48 NORTHAMPTON		20540.4	800.6	0	0	811.2	0	161	22313.2
CT CONNECTICUT		0	0	0	0	36.3	0	0	36.3
NJ NEW JERSEY		16526.9	8943.5	0	0	2807.7	0	162.2	28440.3
NY NEW YORK		19872.1	2485.2	273.6	0	1000.8	0	0	23631.7
<b>Waste Totals:</b>		<b>70187.7</b>	<b>14027.5</b>	<b>273.6</b>	<b>0</b>	<b>5354.2</b>	<b>0</b>	<b>323.2</b>	<b>90166.2</b>

Disposal Facility: 101243, BRADFORD COUNTY SANITARY LANDFILL

County/State that Generated Waste	Waste Type:	Municipal	Residual	Sewage Sludge	Processed Medical Waste	Construction	WTE Ash Residue	Asbestos	Total
08 BRADFORD		6265	12559.3	195	0	2087	0	0	21106.3
41 LYCOMING		0.4	0	0	0	0	0	0	0.4
53 POTTER		0.3	0	0	0	1.2	0	0	1.5
57 SULLIVAN		706.2	826	0	0	116.3	0	0	1648.5
58 SUSQUEHANNA		272.4	49.6	0	0	2.9	0	0	324.9
59 TIOGA		3928.6	11042.7	233.4	0	218.6	0	0	15423.3
66 WYOMING		318.2	14.6	0	0	92.8	0	0	425.6
<b>Waste Totals:</b>		<b>11491.1</b>	<b>24492.2</b>	<b>428.4</b>	<b>0</b>	<b>2518.8</b>	<b>0</b>	<b>0</b>	<b>38930.5</b>

Disposal Facility: 100361, Casella McKean County Landfill

County/State that Generated Waste	Waste Type:	Municipal	Residual	Sewage Sludge	Processed Medical Waste	Construction	WTE Ash Residue	Asbestos	Total
12 CAMERON		0	4790.9	0	0	21.3	0	0	4812.2
24 ELK		1717	8586.6	788.3	0	456.6	0	2	11550.5
27 FOREST		0	0	0	0	4.1	0	0	4.1
33 JEFFERSON		49.1	8.9	0	0	0	0	0	58
42 MCKEAN		3300.1	1900	704.4	0	524.4	1166.9	3.1	7598.9
62 WARREN		6.8	0	321	0	286.9	0	9.4	624.1
NY NEW YORK		0	752.9	0	0	37.7	0	0	790.6
<b>Waste Totals:</b>		<b>5073</b>	<b>16039.3</b>	<b>1813.7</b>	<b>0</b>	<b>1331</b>	<b>1166.9</b>	<b>14.5</b>	<b>25438.4</b>



Commonwealth of Pennsylvania  
 Department of Environmental Protection  
 Bureau of Waste Management  
 Division of Reporting and Fee Collection

-----  
 Landfill Waste Receipts  
 in Tons (2000 lbs.) of Waste

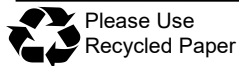
For Year:    Quarter:  
 2019       /       1

Disposal Facility: 100944, CHESTER COUNTY SWA LANCHESTER LANDFILL

County/State that Generated Waste	Waste Type:	Municipal	Residual	Sewage Sludge	Processed Medical Waste	Construction	WTE Ash Residue	Asbestos	Total
06 BERKS		3239.1	7995.2	0	0	1343.1	0	0	12577.4
15 CHESTER		49928.7	1064.7	1269	0	8322.9	0	52	60637.3
23 DELAWARE		2.1	0	0	0	104.9	0	0	107
35 LACKAWANNA		0	4.6	0	0	0	0	0	4.6
36 LANCASTER		56.3	44.8	0	0	56	0	0	157.1
38 LEBANON		0	5.7	0	0	0	0	0	5.7
46 MONTGOMERY		1806.1	1.7	0	0	76.2	7438.4	9.5	9331.9
DE DELAWARE (ST)		0	74.2	0	0	0	0	0	74.2
NJ NEW JERSEY		0	96.8	0	0	0	0	0	96.8
<b>Waste Totals:</b>		<b>55032.3</b>	<b>9287.7</b>	<b>1269</b>	<b>0</b>	<b>9903.1</b>	<b>7438.4</b>	<b>61.5</b>	<b>82992</b>

Disposal Facility: 100022, CHRIN BROTHERS SANITARY LANDFILL

County/State that Generated Waste	Waste Type:	Municipal	Residual	Sewage Sludge	Processed Medical Waste	Construction	WTE Ash Residue	Asbestos	Total
06 BERKS		0	0	0	0	1.1	0	6.8	7.9
09 BUCKS		1014.9	0	0	0	210.9	0	1.3	1227.1
13 CARBON		117.7	27.7	0	0	1	75.1	0	221.5
39 LEHIGH		7212.1	173	0	0	1872.8	0	30.4	9288.3
45 MONROE		6.2	8.2	0	0	3.4	0	7.4	25.2
46 MONTGOMERY		33.4	0	0	0	4.6	0	0	38
48 NORTHAMPTON		14936.1	1775.7	874.2	0	5957.5	0	7.7	23551.2
52 PIKE		100.8	0	15.3	0	2.7	0	3.3	122.1
NJ NEW JERSEY		4794.3	31.7	771.5	0	678.7	0	56	6332.2
NY NEW YORK		0	0	0	0	0	0	1	1
<b>Waste Totals:</b>		<b>28215.5</b>	<b>2016.3</b>	<b>1661</b>	<b>0</b>	<b>8732.7</b>	<b>75.1</b>	<b>113.9</b>	<b>40814.5</b>



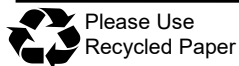
Commonwealth of Pennsylvania  
 Department of Environmental Protection  
 Bureau of Waste Management  
 Division of Reporting and Fee Collection

-----  
 Landfill Waste Receipts  
 in Tons (2000 lbs.) of Waste

For Year:    Quarter:  
 2019       /       1

Disposal Facility: 100955, CLINTON COUNTY SWA WAYNE TOWNSHIP LANDFILL

County/State that Generated Waste	Waste Type:	Municipal	Residual	Sewage Sludge	Processed Medical Waste	Construction	WTE Ash Residue	Asbestos	Total
04 BEAVER		0	11	0	0	0	0	0	11
06 BERKS		0	0	0	0	0	0	0.4	0.4
07 BLAIR		0	0.3	0	0	326.4	0	0	326.7
08 BRADFORD		0	251.2	0	0	0	0	0.1	251.3
09 BUCKS		0	0.2	0	0	0	0	0.5	0.7
11 CAMBRIA		3	0.4	0	0	0	0	2	5.4
12 CAMERON		0	0.6	0	0	0	0	0	0.6
14 CENTRE		751.2	114.1	3411.4	0	413.1	0	50.4	4740.2
17 CLEARFIELD		592.7	113.7	24.8	0	33.1	0	2.9	767.2
18 CLINTON		7051.6	2200.2	940.3	0.3	894.8	0	523.2	11610.4
19 COLUMBIA		2.5	1857.9	0	0	208.4	0	0.1	2068.9
22 DAUPHIN		0	0	0	0	0.7	0	0	0.7
24 ELK		0	0.5	0	0	0	0	0	0.5
26 FAYETTE		0	77.3	0	0	0	0	0	77.3
28 FRANKLIN		0	50.2	0	0	0	0	0	50.2
30 GREENE		0	10.7	0	0	0	0	0	10.7
31 HUNTINGDON		15.2	1.7	0	0	4.2	0	0.3	21.4
34 JUNIATA		2280.9	714	0	0	100.6	0	0	3095.5
35 LACKAWANNA		0	4.2	0	0	98	0	0	102.2
36 LANCASTER		0	0.2	0	0	0	0	0.3	0.5
38 LEBANON		0	0.1	0	0	0	0	0	0.1
40 LUZERNE		7738.6	416.9	464.3	0	55.1	0	0	8674.9
41 LYCOMING		4366.7	9922	104.7	0	2855.9	0	7	17256.3
44 MIFFLIN		5009.9	487.6	203.9	0	684	0	0.9	6386.3
45 MONROE		0	0.1	0	0	0	0	0	0.1
46 MONTGOMERY		0	0	0	0	0	0	0.5	0.5
47 MONTOUR		11.3	0	0	0	62.6	0	0	73.9
48 NORTHAMPTON		0	0	0	0	3	0	0	3
49 NORTHUMBERLAND		2778.9	223.9	377.3	0	395.1	0	594.1	4369.3
50 PERRY		1857.9	0	0	0	62.7	0	0	1920.6
54 SCHUYLKILL		0	74	0	0	246.9	0	0	320.9
55 SNYDER		746.6	9.2	0	0	36.2	0	0	792
57 SULLIVAN		0	17.3	0	0	0	0	0	17.3
58 SUSQUEHANNA		0	4.3	0	0	0	0	0	4.3
59 TIOGA		4.1	294.3	0	0	6	0	0	304.4



Commonwealth of Pennsylvania  
 Department of Environmental Protection  
 Bureau of Waste Management  
 Division of Reporting and Fee Collection

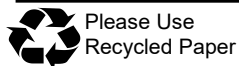
-----  
 Landfill Waste Receipts  
 in Tons (2000 lbs.) of Waste

For Year:    Quarter:  
 2019       /       1

60 UNION	72.9	0.2	0	0	24.2	0	8.3	105.6
63 WASHINGTON	0	15.9	0	0	0	0	3.6	19.5
65 WESTMORELAND	11.8	0	0	0	0	0	0	11.8
67 YORK	0	0.4	0	0	0	0	2.1	2.5
MD MARYLAND	0	0.2	0	0	0	0	0.8	1
NJ NEW JERSEY	60	76.2	0	0	0	0	0	136.2
NY NEW YORK	0	0	3563.2	0	0	0	0	3563.2
OH OHIO	0	81.4	0	0	0	0	0	81.4
WV WEST VIRGINIA	0	182.1	0	0	0	0	0	182.1
<b>Waste Totals:</b>	<b>33355.8</b>	<b>17214.5</b>	<b>9089.9</b>	<b>0.3</b>	<b>6511</b>	<b>0</b>	<b>1197.5</b>	<b>67369</b>

Disposal Facility: 101615, COMMONWEALTH ENVIRONMENTAL SYSTEMS LANDFILL

County/State that Generated Waste	Waste Type:	Municipal	Residual	Sewage Sludge	Processed Medical Waste	Construction	WTE Ash Residue	Asbestos	Total
06 BERKS		7339.3	390.9	30.9	0	389	0	0	8150.1
09 BUCKS		0	359.9	0	0	0	0	0	359.9
13 CARBON		4220	0	4.3	0	118.8	0	0	4343.1
19 COLUMBIA		0	12.9	0	0	0	0	0	12.9
21 CUMBERLAND		3259.9	0	0	0	49.1	0	0	3309
22 DAUPHIN		18.9	296.6	17.6	0	506.2	0	0	839.3
38 LEBANON		6.1	375	0	0	0	0	0	381.1
39 LEHIGH		6824.5	0	0	0	2577.5	0	0	9402
40 LUZERNE		10215.7	871.5	1624.9	64.1	303.6	0	0	13079.8
48 NORTHAMPTON		124.1	0	0	0	0	0	0	124.1
49 NORTHUMBERLAND		2412.1	42.5	0	0	67.2	0	0	2521.8
51 PHILADELPHIA		18.8	0	0	0	0	0	0	18.8
54 SCHUYLKILL		39933.2	3855.7	290.6	46.8	1341.5	0	4.2	45472
CT CONNECTICUT		428.8	0	0	0	0	0	0	428.8
NJ NEW JERSEY		28326.5	0	0	0	5343.6	0	0	33670.1
NY NEW YORK		19362.3	4818.2	8711.7	0	2763.2	0	0	35655.4
<b>Waste Totals:</b>		<b>122490.2</b>	<b>11023.2</b>	<b>10680</b>	<b>110.9</b>	<b>13459.7</b>	<b>0</b>	<b>4.2</b>	<b>157768.2</b>



Please Use  
Recycled Paper

Phone: 717-783-9258  
 Printed: 5/1/2019

Also visit our Internet WWW Site at: <http://www.dep.state.pa.us>

DISCLAIMER: While care has been taken in the preparation of this report, there is no warranty or guarantee as to the data, calculation or content accuracy. The Commonwealth reserves the right to update or change any data or presentation format without notice or liability.

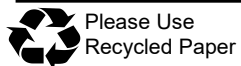
Commonwealth of Pennsylvania  
 Department of Environmental Protection  
 Bureau of Waste Management  
 Division of Reporting and Fee Collection

-----  
 Landfill Waste Receipts  
 in Tons (2000 lbs.) of Waste

For Year:    Quarter:  
 2019       /       1

Disposal Facility: 101509, CONNESTOGA LANDFILL

County/State that Generated Waste	Waste Type:	Municipal	Residual	Sewage Sludge	Processed Medical Waste	Construction	WTE Ash Residue	Asbestos	Total
06 BERKS		8678.6	22404.8	204.3	3930.4	90	0	22.3	35330.4
09 BUCKS		17295.7	454.8	0	0	2743.7	0	3.3	20497.5
15 CHESTER		0	2271.4	0	0	42.1	0	23.4	2336.9
22 DAUPHIN		0	9.3	0	0	0	0	0	9.3
23 DELAWARE		9.7	1601.5	532.1	9	155.1	0	1.5	2308.9
36 LANCASTER		0	1513.2	0	0	0	0	1.9	1515.1
38 LEBANON		0	569.5	0	0	0	0	0	569.5
39 LEHIGH		10198.6	2206.8	0	0	0	0	7.9	12413.3
46 MONTGOMERY		7936.6	13177.5	0	0	425.5	0	54.8	21594.4
48 NORTHAMPTON		0	3.9	0	0	0	0	0	3.9
51 PHILADELPHIA		1594.1	6143	0	45.5	1008.1	0	148.1	8938.8
CT CONNECTICUT		0	2659.8	0	0	0	0	0	2659.8
DC DISRICT OF COLUMBIA		0	786.7	0	0	0	0	0	786.7
DE DELAWARE (ST)		643.1	1343.3	0	0	0	0	0	1986.4
MD MARYLAND		0	76.5	0	0	0	0	0	76.5
NJ NEW JERSEY		84757.5	29618.9	0	0	25066.6	0	795.2	140238.2
NY NEW YORK		5503.4	10197.5	0	0	24.1	0	6.1	15731.1
<b>Waste Totals:</b>		<b>136617.3</b>	<b>95038.4</b>	<b>736.4</b>	<b>3984.9</b>	<b>29555.2</b>	<b>0</b>	<b>1064.5</b>	<b>266996.7</b>





Commonwealth of Pennsylvania  
 Department of Environmental Protection  
 Bureau of Waste Management  
 Division of Reporting and Fee Collection

-----  
 Landfill Waste Receipts  
 in Tons (2000 lbs.) of Waste

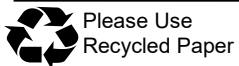
For Year: 2019    Quarter: 1  
 /

Disposal Facility: 400593, COVANTA DELAWARE VALLEY

County/State that Generated Waste	Waste Type:	Municipal	Residual	Sewage Sludge	Processed Medical Waste	Construction	WTE Ash Residue	Asbestos	Total
09 BUCKS		0	39.9	0	0	0	0	0	39.9
15 CHESTER		24.3	21	0	0	0	0	0	45.3
23 DELAWARE		73518.8	442.9	0	0	0	0	0	73961.7
35 LACKAWANNA		0	5.1	0	0	0	0	0	5.1
39 LEHIGH		0	120.1	0	0	0	0	0	120.1
51 PHILADELPHIA		98791.6	5361.8	0	0	0	0	0	104153.4
DE DELAWARE (ST)		40165.2	821.5	0	0	0	0	0	40986.7
MD MARYLAND		3033.8	61.9	0	0	0	0	0	3095.7
NC NORTH CAROLINA		0	194.2	0	0	0	0	0	194.2
NJ NEW JERSEY		58016.9	929.3	0	0	0	0	0	58946.2
NY NEW YORK		10297.1	0	0	0	0	0	0	10297.1
VA VIRGINIA		0	383.2	0	0	0	0	0	383.2
<b>Waste Totals:</b>		<b>283847.7</b>	<b>8380.9</b>	<b>0</b>	<b>0</b>	<b>0</b>	<b>0</b>	<b>0</b>	<b>292228.6</b>

Disposal Facility: 400558, COVANTA PLYMOUTH RENEWABLE ENERGY

County/State that Generated Waste	Waste Type:	Municipal	Residual	Sewage Sludge	Processed Medical Waste	Construction	WTE Ash Residue	Asbestos	Total
06 BERKS		102.2	136.7	0	0	0	0	0	238.9
09 BUCKS		9735.2	458.3	0	0	0	0	0	10193.5
15 CHESTER		222.3	103.1	0	0	0	0	0	325.4
23 DELAWARE		1318.6	0	0	0	0	0	0	1318.6
39 LEHIGH		1395.8	961.1	0	0	0	0	0	2356.9
46 MONTGOMERY		72910.1	2362.7	0	0	0	0	0	75272.8
48 NORTHAMPTON		13.5	317.9	0	0	0	0	0	331.4
51 PHILADELPHIA		9343.9	9.2	0	0	0	0	0	9353.1
NJ NEW JERSEY		2800.6	12.1	0	0	0	0	0	2812.7
<b>Waste Totals:</b>		<b>97842.2</b>	<b>4361.1</b>	<b>0</b>	<b>0</b>	<b>0</b>	<b>0</b>	<b>0</b>	<b>102203.3</b>



Please Use  
Recycled Paper

Phone: 717-783-9258  
 Printed: 5/1/2019

Also visit our Internet WWW Site at: <http://www.dep.state.pa.us>

DISCLAIMER: While care has been taken in the preparation of this report, there is no warranty or guarantee as to the data, calculation or content accuracy. The Commonwealth reserves the right to update or change any data or presentation format without notice or liability.

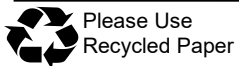
Commonwealth of Pennsylvania  
 Department of Environmental Protection  
 Bureau of Waste Management  
 Division of Reporting and Fee Collection

-----  
 Landfill Waste Receipts  
 in Tons (2000 lbs.) of Waste

For Year:    Quarter:  
 2019       /       1

Disposal Facility: 100945, CUMBERLAND COUNTY LANDFILL

County/State that Generated Waste	Waste Type:	Municipal	Residual	Sewage Sludge	Processed Medical Waste	Construction	WTE Ash Residue	Asbestos	Total
01 ADAMS		881.6	0	0	0	76.3	0	0	957.9
05 BEDFORD		7876.5	1340.6	0	0	68.9	0	100.8	9386.8
06 BERKS		0	700.2	0	0	85.3	0	0	785.5
07 BLAIR		0	374.3	0	0	0	0	0	374.3
09 BUCKS		0	19.6	15.4	0	0	0	0	35
21 CUMBERLAND		7290.3	3330.6	535.7	0	10115.7	0	81.4	21353.7
22 DAUPHIN		0	3159	108.3	0	498.8	0	0	3766.1
28 FRANKLIN		619.4	505.6	2.4	0	179.7	0	27	1334.1
29 FULTON		1.7	0	0	0	0	0	0	1.7
31 HUNTINGDON		7050.1	237	0	0	24.6	0	0	7311.7
34 JUNIATA		0	1731.5	0	0	101.7	0	0	1833.2
36 LANCASTER		0	55.3	0	0	0	0	0	55.3
38 LEBANON		0	514.7	0	0	0	0	0	514.7
39 LEHIGH		369.2	0	0	0	0	0	0	369.2
40 LUZERNE		0	0	0	0	0	0	106.4	106.4
44 MIFFLIN		0	0	0	0	8.1	0	0	8.1
46 MONTGOMERY		0	0	270.9	0	0	0	0	270.9
48 NORTHAMPTON		0	0	0	0	3.4	0	0	3.4
50 PERRY		35.6	24.9	158	0	582.2	0	0	800.7
51 PHILADELPHIA		0	816.8	0	0	0	0	160.1	976.9
54 SCHUYLKILL		0	684.3	0	0	0	0	0	684.3
67 YORK		0	4568.6	266.3	0	171.7	0	0	5006.6
CT CONNECTICUT		0	103.8	0	0	0	0	2147.4	2251.2
DC DISRICT OF COLUMBIA		0	0	0	0	0	0	38.7	38.7
DE DELAWARE (ST)		0	2353.3	0	0	0	0	0	2353.3
MD MARYLAND		4181.2	3885.1	2565.5	0	0	0	0	10631.8
NJ NEW JERSEY		63250.1	976.9	0	0	24.7	0	174.9	64426.6
NY NEW YORK		2368.7	211.2	9247.9	0	16458.5	0	6605.2	34891.5
VA VIRGINIA		0	0	0	0	2.7	0	71.6	74.3
WV WEST VIRGINIA		0	5	0	0	0	0	0	5
<b>Waste Totals:</b>		<b>93924.4</b>	<b>25598.3</b>	<b>13170.4</b>	<b>0</b>	<b>28402.3</b>	<b>0</b>	<b>9513.5</b>	<b>170608.9</b>



Commonwealth of Pennsylvania  
 Department of Environmental Protection  
 Bureau of Waste Management  
 Division of Reporting and Fee Collection

-----  
 Landfill Waste Receipts  
 in Tons (2000 lbs.) of Waste

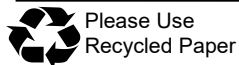
For Year:    Quarter:  
 2019       /       1

Disposal Facility: 100345, DELAWARE COUNTY SWA ROLLING HILLS LANDFILL

County/State that Generated Waste	Waste Type:	Municipal	Residual	Sewage Sludge	Processed Medical Waste	Construction	WTE Ash Residue	Asbestos	Total
06 BERKS		12173.7	13119.3	55.4	0	3068.2	0	0	28416.6
15 CHESTER		316.3	0	0	0	3.8	0	0	320.1
23 DELAWARE		191.8	0	0	0	0	87547	0	87738.8
46 MONTGOMERY		8729.1	580.2	0	0	0	18269.5	0	27578.8
NJ NEW JERSEY		0	6592.4	0	0	0	0	0	6592.4
<b>Waste Totals:</b>		<b>21410.9</b>	<b>20291.9</b>	<b>55.4</b>	<b>0</b>	<b>3072</b>	<b>105816.5</b>	<b>0</b>	<b>150646.7</b>

Disposal Facility: 100434, EVERGREEN LANDFILL

County/State that Generated Waste	Waste Type:	Municipal	Residual	Sewage Sludge	Processed Medical Waste	Construction	WTE Ash Residue	Asbestos	Total
02 ALLEGHENY		135.1	3.6	0	0	0	0	0	138.7
03 ARMSTRONG		3238.1	242.7	13.1	0	86.5	0	0	3580.4
07 BLAIR		0	0	782.8	0	0	0	0	782.8
10 BUTLER		0	57.3	0	0	0	0	0	57.3
11 CAMBRIA		12.7	42.9	0	0	2.9	0	0	58.5
32 INDIANA		8239.4	1308	448.4	0	1336	0	25.3	11357.1
33 JEFFERSON		352.5	0	254.7	0	10.3	0	0	617.5
56 SOMERSET		0	0	0	0	3	0	0	3
65 WESTMORELAND		3146.9	786.5	357.8	0	118.3	0	0	4409.5
<b>Waste Totals:</b>		<b>15124.7</b>	<b>2441</b>	<b>1856.8</b>	<b>0</b>	<b>1557</b>	<b>0</b>	<b>25.3</b>	<b>21004.8</b>



Please Use  
Recycled Paper

Phone: 717-783-9258  
 Printed: 5/1/2019

Also visit our Internet WWW Site at: <http://www.dep.state.pa.us>

DISCLAIMER: While care has been taken in the preparation of this report, there is no warranty or guarantee as to the data, calculation or content accuracy. The Commonwealth reserves the right to update or change any data or presentation format without notice or liability.

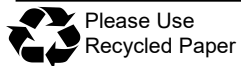
Commonwealth of Pennsylvania  
 Department of Environmental Protection  
 Bureau of Waste Management  
 Division of Reporting and Fee Collection

-----  
 Landfill Waste Receipts  
 in Tons (2000 lbs.) of Waste

For Year:    Quarter:  
 2019       /       1

Disposal Facility: 101699, FAIRLESS LANDFILL

County/State that Generated Waste	Waste Type:	Municipal	Residual	Sewage Sludge	Processed Medical Waste	Construction	WTE Ash Residue	Asbestos	Total
06 BERKS		64.2	69	0	0	0	0	0	133.2
09 BUCKS		15558.3	43025.9	1406.7	153.5	2964.5	30338.9	74.4	93522.2
13 CARBON		23.9	0	0	0	0	0	0	23.9
15 CHESTER		0	108.8	0	0	1.5	0	0	110.3
19 COLUMBIA		0	0	0	0	0	0	2.2	2.2
21 CUMBERLAND		5.2	0	0	0	0	0	0	5.2
22 DAUPHIN		0	0	0	0	192.1	0	0	192.1
23 DELAWARE		27283.6	143.1	0	0	25.8	0	4.1	27456.6
36 LANCASTER		18.4	0	0	0	0	0	0	18.4
39 LEHIGH		1018.1	0	0	0	0	0	1.5	1019.6
46 MONTGOMERY		4284.8	1965.8	1457.6	65.5	21.2	0	0.2	7795.1
48 NORTHAMPTON		8.1	0	0	0	0	0	0	8.1
49 NORTHUMBERLAND		0.1	0	0	0	0	0	0	0.1
51 PHILADELPHIA		122197.3	2812.5	4613.6	563.1	1315.6	0	2316.8	133818.9
54 SCHUYLKILL		0	11.8	0	0	0	0	0	11.8
CT CONNECTICUT		4371.9	0	0	0	0	0	0	4371.9
DE DELAWARE (ST)		0	2374.2	0	0	277.6	0	20.4	2672.2
MD MARYLAND		0	0	0	0	3.9	0	0	3.9
NH NEW HAMPSHIRE		0	0	0	0	0	0	77.3	77.3
NJ NEW JERSEY		203780.5	36145.6	2825.7	0	92786.2	1352.2	1452.4	338342.6
NY NEW YORK		172286.9	21126.5	0	39.7	41244.1	0	990.4	235687.6
<b>Waste Totals:</b>		<b>550901.3</b>	<b>107783.2</b>	<b>10303.6</b>	<b>821.8</b>	<b>138832.5</b>	<b>31691.1</b>	<b>4939.7</b>	<b>845273.2</b>



Please Use  
Recycled Paper

Phone: 717-783-9258  
 Printed: 5/1/2019

Also visit our Internet WWW Site at: <http://www.dep.state.pa.us>

DISCLAIMER: While care has been taken in the preparation of this report, there is no warranty or guarantee as to the data, calculation or content accuracy. The Commonwealth reserves the right to update or change any data or presentation format without notice or liability.

Commonwealth of Pennsylvania  
 Department of Environmental Protection  
 Bureau of Waste Management  
 Division of Reporting and Fee Collection

-----  
 Landfill Waste Receipts  
 in Tons (2000 lbs.) of Waste

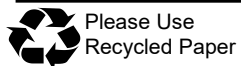
For Year:    Quarter:  
 2019       /       1

Disposal Facility: 100265, GRAND CENTRAL SANITARY LANDFILL INC

County/State that Generated Waste	Waste Type:	Municipal	Residual	Sewage Sludge	Processed Medical Waste	Construction	WTE Ash Residue	Asbestos	Total
06 BERKS		611	3.5	0	0	17.1	0	0	631.6
09 BUCKS		0	12.4	0	53	0	0	0	65.4
13 CARBON		1651.3	1.9	236.4	0	70.5	0	0	1960.1
39 LEHIGH		19038.3	1876.6	72.3	200.7	108.4	0	0	21296.3
45 MONROE		19291.6	922.3	823.1	1462.6	3996	0	0	26495.6
46 MONTGOMERY		0	0	5.8	0	23	0	0	28.8
48 NORTHAMPTON		22648.9	3027.4	1186.7	0	888	0	1.5	27752.5
52 PIKE		590.4	0	0	0	31.3	0	0	621.7
CT CONNECTICUT		0	6453.5	0	0	5.5	0	3.5	6462.5
MA MASSACHUSETTS		0	120.6	0	0	0	0	0	120.6
NJ NEW JERSEY		34826.9	669.8	126.3	0	2466.4	5783	2784.3	46656.7
NY NEW YORK		116.4	3106.8	0	95.3	534.4	0	468.4	4321.3
VA VIRGINIA		0	0	0	0	0	0	11	11
<b>Waste Totals:</b>		<b>98774.8</b>	<b>16194.8</b>	<b>2450.6</b>	<b>1811.6</b>	<b>8140.6</b>	<b>5783</b>	<b>3268.7</b>	<b>136424.1</b>

Disposal Facility: 101544, GREATER LEBANON REFUSE AUTHORITY LANDFILL

County/State that Generated Waste	Waste Type:	Municipal	Residual	Sewage Sludge	Processed Medical Waste	Construction	WTE Ash Residue	Asbestos	Total
38 LEBANON		20732.2	5414.2	713.1	0	4121	0	0	30980.5
<b>Waste Totals:</b>		<b>20732.2</b>	<b>5414.2</b>	<b>713.1</b>	<b>0</b>	<b>4121</b>	<b>0</b>	<b>0</b>	<b>30980.5</b>



Commonwealth of Pennsylvania  
 Department of Environmental Protection  
 Bureau of Waste Management  
 Division of Reporting and Fee Collection

-----  
 Landfill Waste Receipts  
 in Tons (2000 lbs.) of Waste

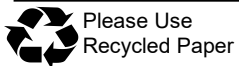
For Year: 2019    Quarter: 1  
 /

Disposal Facility: 100281, GREENRIDGE RECLAMATION LANDFILL

County/State that Generated Waste	Waste Type:	Municipal	Residual	Sewage Sludge	Processed Medical Waste	Construction	WTE Ash Residue	Asbestos	Total
02 ALLEGHENY		9743.6	653.9	1204.7	0	1298.6	0	14.4	12915.2
10 BUTLER		1.5	0	39.4	0	0	0	0	40.9
26 FAYETTE		2356.8	9248.5	131.1	0	143.5	0	0	11879.9
32 INDIANA		0	6.7	0	0	0	0	0	6.7
56 SOMERSET		590.2	0	0	0	14.7	0	0	604.9
63 WASHINGTON		681.5	147.7	495.5	0	4.5	0	0	1329.2
64 WAYNE		7.3	0	0	0	0	0	0	7.3
65 WESTMORELAND		15208.9	8886.8	4453	0	3543.6	0	1.2	32093.5
WV WEST VIRGINIA		68.4	14487.9	0	551.9	17.9	0	2.3	15128.4
<b>Waste Totals:</b>		<b>28658.2</b>	<b>33431.5</b>	<b>6323.7</b>	<b>551.9</b>	<b>5022.8</b>	<b>0</b>	<b>17.9</b>	<b>74006</b>

Disposal Facility: 100934, IESI PA BLUE RIDGE LANDFILL CORP

County/State that Generated Waste	Waste Type:	Municipal	Residual	Sewage Sludge	Processed Medical Waste	Construction	WTE Ash Residue	Asbestos	Total
01 ADAMS		5278.8	454.7	0	0	1833.7	0	0	7567.2
05 BEDFORD		47.1	0	0	0	0	0	0	47.1
21 CUMBERLAND		5737.9	424.2	252.5	0	888.1	0	0	7302.7
22 DAUPHIN		0	0	0	0	5.6	0	0	5.6
28 FRANKLIN		17484.4	4794	2820	0	1646.9	0	0	26745.3
31 HUNTINGDON		78.3	0	0	0	0	0	0	78.3
50 PERRY		18.7	0	0	0	0	0	0	18.7
67 YORK		0	78.1	0	0	80.7	0	0	158.8
DC DISRICT OF COLUMBIA		21409.1	0	0	0	0	0	0	21409.1
MD MARYLAND		94983.4	168.7	13.3	0	627.6	0	162.6	95955.6
NY NEW YORK		14675.3	0	0	0	0	0	0	14675.3
WV WEST VIRGINIA		2564.1	0	0	0	4.8	0	0.4	2569.3
<b>Waste Totals:</b>		<b>162277.1</b>	<b>5919.7</b>	<b>3085.8</b>	<b>0</b>	<b>5087.4</b>	<b>0</b>	<b>163</b>	<b>176533</b>



Please Use  
Recycled Paper

Phone: 717-783-9258  
 Printed: 5/1/2019

Also visit our Internet WWW Site at: <http://www.dep.state.pa.us>

DISCLAIMER: While care has been taken in the preparation of this report, there is no warranty or guarantee as to the data, calculation or content accuracy. The Commonwealth reserves the right to update or change any data or presentation format without notice or liability.

Commonwealth of Pennsylvania  
 Department of Environmental Protection  
 Bureau of Waste Management  
 Division of Reporting and Fee Collection

-----  
 Landfill Waste Receipts  
 in Tons (2000 lbs.) of Waste

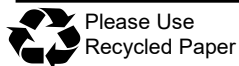
For Year:    Quarter:  
 2019       /       1

Disposal Facility: 100620, IMPERIAL LANDFILL

County/State that Generated Waste	Waste Type:	Municipal	Residual	Sewage Sludge	Processed Medical Waste	Construction	WTE Ash Residue	Asbestos	Total
02 ALLEGHENY		60530.4	11865.5	5113.9	0	4845.1	1797.3	1754.1	85906.3
04 BEAVER		1583.6	4942.8	320.9	0	106.2	0	10.9	6964.4
07 BLAIR		0	0	0	0	0	0	3.4	3.4
10 BUTLER		1197	320.9	0	0	73.4	0	35.2	1626.5
25 ERIE		0	0	0	0	0	0	0.6	0.6
62 WARREN		1	0	0	0	0	0	0	1
63 WASHINGTON		4548.5	3063.6	111.7	0	490.3	0	0	8214.1
65 WESTMORELAND		0	532.6	0	0	0	0	3.1	535.7
CT CONNECTICUT		0	9.9	0	0	0	0	16.9	26.8
NY NEW YORK		0	433.1	0	0	0	0	0	433.1
OH OHIO		0	9539.2	105.6	0	6	0	15.5	9666.3
WV WEST VIRGINIA		937.2	5252.8	49.7	0	0	0	15.3	6255
<b>Waste Totals:</b>		<b>68797.7</b>	<b>35960.4</b>	<b>5701.8</b>	<b>0</b>	<b>5521</b>	<b>1797.3</b>	<b>1855</b>	<b>119633.2</b>

Disposal Facility: 101439, JOSEPH J BRUNNER INC LANDFILL

County/State that Generated Waste	Waste Type:	Municipal	Residual	Sewage Sludge	Processed Medical Waste	Construction	WTE Ash Residue	Asbestos	Total
02 ALLEGHENY		4969.6	297.8	83.8	0	0	0	3.2	5354.4
04 BEAVER		5833.4	1791.4	1266.4	0	0	0	1	8892.2
10 BUTLER		1139.5	75.7	2120	0	0	0	0	3335.2
37 LAWRENCE		7.3	0	19.2	0	0	0	0	26.5
60 UNION		0	0	0	0	0	0	0.7	0.7
65 WESTMORELAND		0	0	0	0	0	0	1	1
<b>Waste Totals:</b>		<b>11949.8</b>	<b>2164.9</b>	<b>3489.4</b>	<b>0</b>	<b>0</b>	<b>0</b>	<b>5.9</b>	<b>17610</b>



Commonwealth of Pennsylvania  
 Department of Environmental Protection  
 Bureau of Waste Management  
 Division of Reporting and Fee Collection

-----  
 Landfill Waste Receipts  
 in Tons (2000 lbs.) of Waste

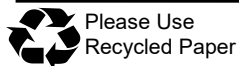
For Year:    Quarter:  
 2019       /       1

Disposal Facility: 100663, KELLY RUN SANITATION INC LANDFILL

County/State that Generated Waste	Waste Type:	Municipal	Residual	Sewage Sludge	Processed Medical Waste	Construction	WTE Ash Residue	Asbestos	Total
02 ALLEGHENY		15818.2	9899.6	0	0	1889.4	0	0	27607.2
26 FAYETTE		976.7	2668.7	431.2	0	276.7	0	0	4353.3
30 GREENE		110.5	3863.4	0	0	0	0	0	3973.9
63 WASHINGTON		1563.7	4942.4	11	0	140.3	0	0	6657.4
65 WESTMORELAND		1647.3	6282.4	0	0	117.5	0	0	8047.2
WV WEST VIRGINIA		0	152.2	0	0	0	0	0	152.2
<b>Waste Totals:</b>		<b>20116.4</b>	<b>27808.7</b>	<b>442.2</b>	<b>0</b>	<b>2423.9</b>	<b>0</b>	<b>0</b>	<b>50791.2</b>

Disposal Facility: 101247, KEYSTONE SANITARY LANDFILL

County/State that Generated Waste	Waste Type:	Municipal	Residual	Sewage Sludge	Processed Medical Waste	Construction	WTE Ash Residue	Asbestos	Total
13 CARBON		97.2	0	0	0	0	0	0	97.2
19 COLUMBIA		1.8	0	0	0	0	0	0	1.8
35 LACKAWANNA		36928.5	1945.7	6954	0	1751.6	0	0.2	47580
39 LEHIGH		0	0	0	0	6.1	0	0	6.1
40 LUZERNE		20502.3	5761	1045.5	0	754.1	0	0	28062.9
45 MONROE		3137.5	536.6	484.3	0	10.3	0	0	4168.7
48 NORTHAMPTON		0	0	214.8	0	0	0	0	214.8
52 PIKE		4424	0	872.6	0	8.6	0	0	5305.2
54 SCHUYLKILL		39	0	0	0	0	0	0	39
58 SUSQUEHANNA		2848.9	53175	0	0	809.5	0	0	56833.4
59 TIOGA		0	257.6	0	0	0	0	0	257.6
64 WAYNE		94.9	0	371.3	0	57.6	0	0	523.8
66 WYOMING		827.6	23	102.5	0	0	0	0	953.1
CT CONNECTICUT		4748.5	0	0	0	499.4	0	0	5247.9
NJ NEW JERSEY		111900.7	123.7	0	0	49.8	0	0	112074.2
NY NEW YORK		143466.7	991.8	0	0	40.1	0	0	144498.6
<b>Waste Totals:</b>		<b>329017.6</b>	<b>62814.4</b>	<b>10045</b>	<b>0</b>	<b>3987.1</b>	<b>0</b>	<b>0.2</b>	<b>405864.3</b>





Commonwealth of Pennsylvania  
 Department of Environmental Protection  
 Bureau of Waste Management  
 Division of Reporting and Fee Collection

-----  
 Landfill Waste Receipts  
 in Tons (2000 lbs.) of Waste

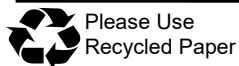
For Year:    Quarter:  
 2019       /       1

Disposal Facility: 100329, LAKE VIEW LANDFILL

County/State that Generated Waste	Waste Type:	Municipal	Residual	Sewage Sludge	Processed Medical Waste	Construction	WTE Ash Residue	Asbestos	Total
20 CRAWFORD		2149.5	1104.1	0	0	208	0	0	3461.6
25 ERIE		22862	10409.5	3110.7	0	2101.8	899.8	1022.1	40405.9
43 MERCER		2933.2	0	0	0	0	0	0	2933.2
61 VENANGO		0	151.7	0	0	0	0	0	151.7
62 WARREN		0	9.2	0	0	0	0	0	9.2
NY NEW YORK		0	0	0	0	8.7	0	0.3	9
<b>Waste Totals:</b>		<b>27944.7</b>	<b>11674.5</b>	<b>3110.7</b>	<b>0</b>	<b>2318.5</b>	<b>899.8</b>	<b>1022.4</b>	<b>46970.6</b>

Disposal Facility: 101534, LAUREL HIGHLANDS LANDFILL INC

County/State that Generated Waste	Waste Type:	Municipal	Residual	Sewage Sludge	Processed Medical Waste	Construction	WTE Ash Residue	Asbestos	Total
03 ARMSTRONG		0	12.6	0	0	0	0	0	12.6
05 BEDFORD		1429.8	954.9	320.4	0	143.5	0	0	2848.6
07 BLAIR		3561.1	2540.5	1058.8	0	554.5	0	0	7714.9
11 CAMBRIA		6957	1422	1142	0	1644.9	0	0	11165.9
17 CLEARFIELD		0	22.3	36.7	0	0	0	0	59
31 HUNTINGDON		0	225.8	0	0	0	0	0	225.8
32 INDIANA		253.7	40.5	0	0	131.1	0	0	425.3
33 JEFFERSON		48.6	0	0	0	53.4	0	0	102
56 SOMERSET		0.2	0	0	0	7.3	0	0	7.5
65 WESTMORELAND		66.6	104.8	0	0	61.8	0	0	233.2
<b>Waste Totals:</b>		<b>12317</b>	<b>5323.4</b>	<b>2557.9</b>	<b>0</b>	<b>2596.5</b>	<b>0</b>	<b>0</b>	<b>22794.8</b>



Please Use  
Recycled Paper

Phone: 717-783-9258  
 Printed: 5/1/2019

Also visit our Internet WWW Site at: <http://www.dep.state.pa.us>

DISCLAIMER: While care has been taken in the preparation of this report, there is no warranty or guarantee as to the data, calculation or content accuracy. The Commonwealth reserves the right to update or change any data or presentation format without notice or liability.

Commonwealth of Pennsylvania  
 Department of Environmental Protection  
 Bureau of Waste Management  
 Division of Reporting and Fee Collection

-----  
 Landfill Waste Receipts  
 in Tons (2000 lbs.) of Waste

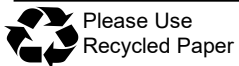
For Year:   Quarter:  
 2019       /     1

Disposal Facility: 100758, LCSWMA - Susq. Resource Mgmt Complex

County/State that Generated Waste	Waste Type:	Municipal	Residual	Sewage Sludge	Processed Medical Waste	Construction	WTE Ash Residue	Asbestos	Total
02 ALLEGHENY		0	53.2	0	0	0	0	0	53.2
06 BERKS		3252.9	0	0	0	0	0	0	3252.9
10 BUTLER		0	35.3	0	0	0	0	0	35.3
18 CLINTON		0	166.1	0	0	0	0	0	166.1
19 COLUMBIA		0	92.2	0	0	0	0	0	92.2
21 CUMBERLAND		7945.3	373.7	0	0	3290	0	0	11609
22 DAUPHIN		42665	1880.7	0	0	7275.3	0	0	51821
26 FAYETTE		0	16.6	0	0	0	0	0	16.6
28 FRANKLIN		13	105.2	0	0	0	0	0	118.2
36 LANCASTER		3633.4	0	0	0	0	0	0	3633.4
38 LEBANON		0	453.3	0	0	0	0	0	453.3
40 LUZERNE		0	145.1	0	0	0	0	0	145.1
41 LYCOMING		0	21.7	0	0	0	0	0	21.7
49 NORTHUMBERLAND		0	4	0	0	4.6	0	0	8.6
50 PERRY		490	63.5	0	0	34.9	0	0	588.4
51 PHILADELPHIA		944.4	0	0	0	0	0	0	944.4
54 SCHUYLKILL		22.2	95.8	0	0	0	0	0	118
60 UNION		21.3	0	0	0	0	0	0	21.3
65 WESTMORELAND		0	17.5	0	0	0	0	0	17.5
67 YORK		0.3	0	0	0	214.9	0	0	215.2
MD MARYLAND		0	25.1	0	0	0	0	0	25.1
NJ NEW JERSEY		317	0	0	0	0	0	0	317
<b>Waste Totals:</b>		<b>59304.8</b>	<b>3549</b>	<b>0</b>	<b>0</b>	<b>10819.7</b>	<b>0</b>	<b>0</b>	<b>73673.5</b>

Disposal Facility: 101389, LCSWMA FREY FARM LANDFILL

County/State that Generated Waste	Waste Type:	Municipal	Residual	Sewage Sludge	Processed Medical Waste	Construction	WTE Ash Residue	Asbestos	Total
01 ADAMS		0	0	0	0	5.9	0	0	5.9
22 DAUPHIN		0	0	0	0	8500.1	18318.5	0	26818.6
36 LANCASTER		3970.4	13132.6	8782.8	153.2	22087.5	22349.5	3.5	70479.5
38 LEBANON		0	339.2	0	0	95.3	0	0	434.5
67 YORK		0	576.4	157.3	0	143.9	0	0	877.6
<b>Waste Totals:</b>		<b>3970.4</b>	<b>14048.2</b>	<b>8940.1</b>	<b>153.2</b>	<b>30832.7</b>	<b>40668</b>	<b>3.5</b>	<b>98616.1</b>



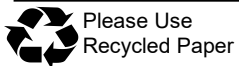
Commonwealth of Pennsylvania  
 Department of Environmental Protection  
 Bureau of Waste Management  
 Division of Reporting and Fee Collection

-----  
 Landfill Waste Receipts  
 in Tons (2000 lbs.) of Waste

For Year:    Quarter:  
 2019       /       1

Disposal Facility: 400592, LCSWMA RESOURCE RECOVERY FACILITY

County/State that Generated Waste	Waste Type:	Municipal	Residual	Sewage Sludge	Processed Medical Waste	Construction	WTE Ash Residue	Asbestos	Total
06 BERKS		443.4	255.1	0	0	0	0	0	698.5
07 BLAIR		0	15.4	0	0	0	0	0	15.4
09 BUCKS		0	475.8	0	0	0	0	0	475.8
11 CAMBRIA		0	18.1	0	0	0	0	0	18.1
13 CARBON		0	10.1	0	0	0	0	0	10.1
14 CENTRE		0	7.1	0	0	0	0	0	7.1
15 CHESTER		0	73.1	0	0	0	0	0	73.1
18 CLINTON		0	174.6	0	0	0	0	0	174.6
19 COLUMBIA		0	53	0	0	0	0	0	53
21 CUMBERLAND		94.8	91	0	0	0	0	0	185.8
22 DAUPHIN		912.3	879.5	0	0	0	0	0	1791.8
23 DELAWARE		0	2.3	0	0	0	0	0	2.3
36 LANCASTER		74817	12861.6	0	0	86.2	0	0	87764.8
38 LEBANON		4	1401.1	0	0	0	0	0	1405.1
39 LEHIGH		0	1449.6	0	0	0	0	0	1449.6
40 LUZERNE		0	218.8	0	0	0	0	0	218.8
45 MONROE		0	258.2	0	0	0	0	0	258.2
46 MONTGOMERY		0	317.4	0	0	0	0	0	317.4
47 MONTOUR		0	4.4	0	0	0	0	0	4.4
48 NORTHAMPTON		0	29.6	0	0	0	0	0	29.6
49 NORTHUMBERLAND		0	39.1	0	0	0	0	0	39.1
51 PHILADELPHIA		2018.5	55.1	0	0	0	0	0	2073.6
54 SCHUYLKILL		0	13	0	0	0	0	0	13
66 WYOMING		0	503.5	0	0	0	0	0	503.5
67 YORK		0	79	0	0	0	0	0	79
DE DELAWARE (ST)		40.8	155.5	0	0	0	0	0	196.3
FL FLORIDA		0	0.9	0	0	0	0	0	0.9
IL ILLINOIS		0	78.8	0	0	0	0	0	78.8
LA LOUISIANA		0	17.1	0	0	0	0	0	17.1
MD MARYLAND		0	48.3	0	0	0	0	0	48.3
NC NORTH CAROLINA		0	465.3	0	0	0	0	0	465.3
NJ NEW JERSEY		1479	177.8	0	0	0	0	0	1656.8
NY NEW YORK		0	86.1	0	0	0	0	0	86.1
<b>Waste Totals:</b>		<b>79809.8</b>	<b>20315.3</b>	<b>0</b>	<b>0</b>	<b>86.2</b>	<b>0</b>	<b>0</b>	<b>100211.3</b>



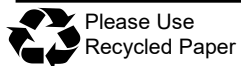
Commonwealth of Pennsylvania  
 Department of Environmental Protection  
 Bureau of Waste Management  
 Division of Reporting and Fee Collection

-----  
 Landfill Waste Receipts  
 in Tons (2000 lbs.) of Waste

For Year:    Quarter:  
 2019       /       1

Disposal Facility: 100963, LYCOMING COUNTY RESOURCE MANAGEMENT SERVICES LANDFILL

County/State that Generated Waste	Waste Type:	Municipal	Residual	Sewage Sludge	Processed Medical Waste	Construction	WTE Ash Residue	Asbestos	Total
01 ADAMS		0	0.3	0	0	0	0	0	0.3
13 CARBON		0	18.8	0	0	0	0	0	18.8
14 CENTRE		0	193.5	0	0	0	0	0	193.5
18 CLINTON		95	381.4	0	0	0	0	0	476.4
19 COLUMBIA		10049.1	3050.3	2077.7	0	1454.5	0	1.4	16633
21 CUMBERLAND		0	1.5	0	0	0	0	0	1.5
22 DAUPHIN		0	40.6	0	0	0	0	0	40.6
35 LACKAWANNA		0	28.4	0	0	0	0	0	28.4
36 LANCASTER		0	1.6	0	0	0	0	0	1.6
38 LEBANON		0	0.5	0	0	0	0	0	0.5
40 LUZERNE		15.8	45	0	0	0	0	22.4	83.2
41 LYCOMING		12363.5	4269.4	2045.6	0	772.2	0	11.4	19462.1
46 MONTGOMERY		0	0.1	0	0	0	0	37.4	37.5
47 MONTOUR		2037.9	745	12.3	124.6	352.3	0	1.9	3274
49 NORTHUMBERLAND		4343	2397.4	1439.9	0	474.1	0	3.3	8657.7
50 PERRY		0	22.7	0	0	0	0	0	22.7
54 SCHUYLKILL		0	2.5	48.3	0	0	0	11.1	61.9
55 SNYDER		2307.6	1064.6	0	0	370.3	7.5	179.9	3929.9
57 SULLIVAN		11.4	0.2	0	0	0	0	0	11.6
59 TIOGA		2.8	0	0	0	0	0	0	2.8
60 UNION		4932.5	5192.4	1261.1	0	507.2	0	26	11919.2
NJ NEW JERSEY		0	0	0	0	0	0	22.6	22.6
NY NEW YORK		15	6.9	0	0	0	0	0	21.9
<b>Waste Totals:</b>		<b>36173.6</b>	<b>17463.1</b>	<b>6884.9</b>	<b>124.6</b>	<b>3930.6</b>	<b>7.5</b>	<b>317.4</b>	<b>64901.7</b>



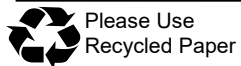
Commonwealth of Pennsylvania  
 Department of Environmental Protection  
 Bureau of Waste Management  
 Division of Reporting and Fee Collection

-----  
 Landfill Waste Receipts  
 in Tons (2000 lbs.) of Waste

For Year:    Quarter:  
 2019       /       1

Disposal Facility: 100113, MODERN LANDFILL

County/State that Generated Waste	Waste Type:	Municipal	Residual	Sewage Sludge	Processed Medical Waste	Construction	WTE Ash Residue	Asbestos	Total
01 ADAMS		21.1	1742.2	129.5	0	195.1	0	0	2087.9
09 BUCKS		0	15.4	0	0	0	0	0	15.4
14 CENTRE		0	10.3	0	0	0	0	0.8	11.1
15 CHESTER		0	2.9	0	0	0	0	0	2.9
21 CUMBERLAND		5218.5	1188.8	183.8	0	3131.5	0	42.2	9764.8
22 DAUPHIN		0	1383.3	98.2	0	2108.8	0	205	3795.3
29 FULTON		0	80.9	0	0	0	0	0	80.9
36 LANCASTER		0	22235.8	0	0	0	0	4.1	22239.9
38 LEBANON		0	2484	0	0	0	0	0.8	2484.8
39 LEHIGH		0	30.2	0	0	0	0	0	30.2
44 MIFFLIN		0	124.8	0	0	0	0	0	124.8
46 MONTGOMERY		13845.6	332.3	342.6	0	10563.1	0	0	25083.6
50 PERRY		0	4.1	0	0	8.6	0	0	12.7
51 PHILADELPHIA		45503.3	0	0	0	0	0	0	45503.3
54 SCHUYLKILL		0	10.8	0	0	0	0	0	10.8
67 YORK		65	53414.6	769.3	0	5851	48156.2	56.2	108312.3
CT CONNECTICUT		0	193.2	467.4	0	0	0	24.3	684.9
DC DISRICT OF COLUMBIA		0	1093.3	0	0	0	0	30.4	1123.7
DE DELAWARE (ST)		0	5440.8	0	0	0	0	73.3	5514.1
MD MARYLAND		28072.1	4708.4	2908.6	5353.6	7.9	0	536.1	41586.7
NJ NEW JERSEY		1156	54.3	0	0	0	0	0	1210.3
VA VIRGINIA		0	12.1	0	0	0	0	0	12.1
WV WEST VIRGINIA		0	10.9	0	0	0	0	0	10.9
<b>Waste Totals:</b>		<b>93881.6</b>	<b>94573.4</b>	<b>4899.4</b>	<b>5353.6</b>	<b>21866</b>	<b>48156.2</b>	<b>973.2</b>	<b>269703.4</b>



Commonwealth of Pennsylvania  
 Department of Environmental Protection  
 Bureau of Waste Management  
 Division of Reporting and Fee Collection

-----  
 Landfill Waste Receipts  
 in Tons (2000 lbs.) of Waste

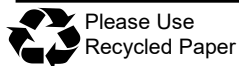
For Year:    Quarter:  
 2019       /       1

Disposal Facility: 100594, MONROEVILLE LANDFILL

County/State that Generated Waste	Waste Type:	Municipal	Residual	Sewage Sludge	Processed Medical Waste	Construction	WTE Ash Residue	Asbestos	Total
02 ALLEGHENY		56260.9	31140.8	1031.9	893.4	13442.7	665.2	0	103434.9
03 ARMSTRONG		21.3	111.6	0	0	15.1	0	0	148
04 BEAVER		65.8	0	0	0	0	0	0	65.8
10 BUTLER		181.3	44.5	0	0	2.3	0	0	228.1
65 WESTMORELAND		3932.8	681.3	0	0	931.8	0	0	5545.9
WV WEST VIRGINIA		0	73	0	0	0	0	0	73
<b>Waste Totals:</b>		<b>60462.1</b>	<b>32051.2</b>	<b>1031.9</b>	<b>893.4</b>	<b>14391.9</b>	<b>665.2</b>	<b>0</b>	<b>109495.7</b>

Disposal Facility: 101571, MOSTOLLER LANDFILL INC

County/State that Generated Waste	Waste Type:	Municipal	Residual	Sewage Sludge	Processed Medical Waste	Construction	WTE Ash Residue	Asbestos	Total
05 BEDFORD		557.7	0	0	0	73.3	0	0	631
07 BLAIR		3675.9	452.4	51.7	0	78.8	0	0	4258.8
11 CAMBRIA		3846.4	507.9	185.7	0	69.8	0	0	4609.8
22 DAUPHIN		0	113.5	341.1	0	0	0	0	454.6
31 HUNTINGDON		60.9	73.6	0	0	0	0	0	134.5
32 INDIANA		0	299.3	0	0	0	0	18.5	317.8
54 SCHUYLKILL		2.7	0	0	0	0	0	0	2.7
56 SOMERSET		5379.2	457.8	221.3	0	372.4	0	0	6430.7
65 WESTMORELAND		4977.4	8095.4	0	0	49.3	0	0	13122.1
MD MARYLAND		11193.2	4.9	0	0	0	0	0	11198.1
<b>Waste Totals:</b>		<b>29693.4</b>	<b>10004.8</b>	<b>799.8</b>	<b>0</b>	<b>643.6</b>	<b>0</b>	<b>18.5</b>	<b>41160.1</b>



Commonwealth of Pennsylvania  
 Department of Environmental Protection  
 Bureau of Waste Management  
 Division of Reporting and Fee Collection

-----  
 Landfill Waste Receipts  
 in Tons (2000 lbs.) of Waste

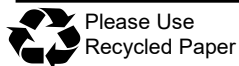
For Year:    Quarter:  
 2019       /       1

Disposal Facility: 101100, MOUNTAIN VIEW RECLAMATION LANDFILL

County/State that Generated Waste	Waste Type:	Municipal	Residual	Sewage Sludge	Processed Medical Waste	Construction	WTE Ash Residue	Asbestos	Total
01 ADAMS		1560.4	981.9	35.1	0	61.4	0	0	2638.8
05 BEDFORD		0	0	0	0	0	0	0	0
21 CUMBERLAND		2207.4	225.5	0	0	424.3	0	0	2857.2
22 DAUPHIN		0	2362.2	37.9	0	408.3	0	0	2808.4
28 FRANKLIN		5574.3	1113.6	367.4	0	912.7	0	0	7968
29 FULTON		185.1	337	0	0	47.5	0	0	569.6
50 PERRY		540.9	0	0	0	97.4	0	0	638.3
67 YORK		0	16.6	0	0	151.4	0	0	168
DE DELAWARE (ST)		0	113.3	0	0	0	0	0	113.3
MD MARYLAND		36675.3	10696.4	266	0	9826.7	0	0	57464.4
VA VIRGINIA		0	0	1005.1	0	5.2	0	0	1010.3
WV WEST VIRGINIA		9844.8	24.5	482.4	0	483.9	0	3.4	10839
<b>Waste Totals:</b>		<b>56588.2</b>	<b>15871</b>	<b>2193.9</b>	<b>0</b>	<b>12418.8</b>	<b>0</b>	<b>3.4</b>	<b>87075.3</b>

Disposal Facility: 100585, NORTHWEST SANITARY LANDFILL

County/State that Generated Waste	Waste Type:	Municipal	Residual	Sewage Sludge	Processed Medical Waste	Construction	WTE Ash Residue	Asbestos	Total
02 ALLEGHENY		283.4	0	0	0	9.8	0	0	293.2
03 ARMSTRONG		1224.1	5278	0	0	34.6	0	0	6536.7
04 BEAVER		2.2	0	0	0	0	0	0	2.2
10 BUTLER		7611.7	8740.8	0	0	315.8	0	10.4	16678.7
16 CLARION		303.2	2352.3	159.8	0	22.1	0	0	2837.4
20 CRAWFORD		16.9	31.3	0	0	3.3	0	0	51.5
32 INDIANA		0	107	0	0	0	0	0	107
37 LAWRENCE		2345.2	0	0	0	27.4	0	0	2372.6
43 MERCER		56.6	17.2	0	0	55.3	0	0	129.1
61 VENANGO		771.3	598.4	0	0	44.4	0	0	1414.1
<b>Waste Totals:</b>		<b>12614.6</b>	<b>17125</b>	<b>159.8</b>	<b>0</b>	<b>512.7</b>	<b>0</b>	<b>10.4</b>	<b>30422.5</b>



Commonwealth of Pennsylvania  
 Department of Environmental Protection  
 Bureau of Waste Management  
 Division of Reporting and Fee Collection

-----  
 Landfill Waste Receipts  
 in Tons (2000 lbs.) of Waste

For Year:    Quarter:  
 2019       /       1

Disposal Facility: 100346, PIONEER CROSSING LANDFILL

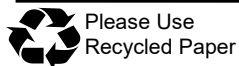
County/State that Generated Waste	Waste Type:	Municipal	Residual	Sewage Sludge	Processed Medical Waste	Construction	WTE Ash Residue	Asbestos	Total
06 BERKS		12122	12969.3	3827.7	0	821	0	0	29740
09 BUCKS		461.8	173.1	273.9	81.2	0	0	0	990
13 CARBON		0	0	0	467.2	0	0	0	467.2
15 CHESTER		743.1	167.3	13.5	0	91.6	0	0	1015.5
23 DELAWARE		93.8	3.2	0	392.2	5107.7	0	0	5596.9
36 LANCASTER		1102	0	0	0	0	0	0	1102
39 LEHIGH		986.8	1296.9	0	66.3	0	0	0	2350
46 MONTGOMERY		26904.8	1593.6	4011.6	0.7	124.1	46.2	0	32681
48 NORTHAMPTON		87.9	1189.6	0	974.8	0	0	0	2252.3
51 PHILADELPHIA		15.7	197.9	0	517.1	0	0	0	730.7
54 SCHUYLKILL		320.2	0	0	0	0	0	3.7	323.9
DE DELAWARE (ST)		0	5705.5	3219.6	0	0	0	0	8925.1
NJ NEW JERSEY		1272.2	225.4	622.6	0	15.3	0	0	2135.5
NY NEW YORK		70	754.4	0	0	0	0	0	824.4
<b>Waste Totals:</b>		<b>44180.3</b>	<b>24276.2</b>	<b>11968.9</b>	<b>2499.5</b>	<b>6159.7</b>	<b>46.2</b>	<b>3.7</b>	<b>89134.5</b>

Disposal Facility: 101069, S.E.C.C.R.A. LANDFILL

County/State that Generated Waste	Waste Type:	Municipal	Residual	Sewage Sludge	Processed Medical Waste	Construction	WTE Ash Residue	Asbestos	Total
15 CHESTER		17279.5	550.6	793	0	7504	0	0	26127.1
<b>Waste Totals:</b>		<b>17279.5</b>	<b>550.6</b>	<b>793</b>	<b>0</b>	<b>7504</b>	<b>0</b>	<b>0</b>	<b>26127.1</b>

Disposal Facility: 101538, SANDY RUN LANDFILL INC.

County/State that Generated Waste	Waste Type:	Municipal	Residual	Sewage Sludge	Processed Medical Waste	Construction	WTE Ash Residue	Asbestos	Total
05 BEDFORD		1244.4	53.4	111.8	0	42.3	0	0	1451.9
07 BLAIR		910.4	99.7	40.8	0	5.4	0	0	1056.3
21 CUMBERLAND		13.3	0	0	0	0	0	0	13.3
29 FULTON		86.5	0	0	0	0	0	0	86.5
31 HUNTINGDON		901.5	11.3	69.6	0	8	0	0	990.4
<b>Waste Totals:</b>		<b>3156.1</b>	<b>164.4</b>	<b>222.2</b>	<b>0</b>	<b>55.7</b>	<b>0</b>	<b>0</b>	<b>3598.4</b>





Commonwealth of Pennsylvania  
 Department of Environmental Protection  
 Bureau of Waste Management  
 Division of Reporting and Fee Collection

-----  
 Landfill Waste Receipts  
 in Tons (2000 lbs.) of Waste

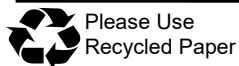
For Year:    Quarter:  
 2019       /       1

Disposal Facility: 100403, SENECA LANDFILL INC

County/State that Generated Waste	Waste Type:	Municipal	Residual	Sewage Sludge	Processed Medical Waste	Construction	WTE Ash Residue	Asbestos	Total
02 ALLEGHENY		12621.2	12473.4	922.4	0	1616.4	0	0	27633.4
03 ARMSTRONG		719.9	256.2	224.4	0	11.1	0	0	1211.6
04 BEAVER		15528.8	264.4	748.8	0	26.1	0	0	16568.1
10 BUTLER		18137.3	7328.1	848.8	0	3156.2	0	0	29470.4
16 CLARION		0	9.8	60.9	0	4.7	0	0	75.4
20 CRAWFORD		0	0	996.9	0	1.2	0	0	998.1
25 ERIE		0	0	110.6	0	0	0	0	110.6
27 FOREST		0	0	91	0	0	0	0	91
32 INDIANA		1.6	125	0	0	0	0	0	126.6
37 LAWRENCE		48.6	7046.1	55.4	0	52.9	0	0	7203
43 MERCER		25754	2134.1	339.3	0	39.5	0	0	28266.9
61 VENANGO		2.1	415.3	385.4	0	133.6	0	0	936.4
63 WASHINGTON		14.1	0	0	0	10.5	0	0	24.6
65 WESTMORELAND		349.7	248.8	1146.2	0	68.4	0	0	1813.1
OH OHIO		14872.6	588.8	35.9	0	0	0	0	15497.3
<b>Waste Totals:</b>		<b>88049.9</b>	<b>30890</b>	<b>5966</b>	<b>0</b>	<b>5120.6</b>	<b>0</b>	<b>0</b>	<b>130026.5</b>

Disposal Facility: 100592, SOUTH HILLS LANDFILL INC

County/State that Generated Waste	Waste Type:	Municipal	Residual	Sewage Sludge	Processed Medical Waste	Construction	WTE Ash Residue	Asbestos	Total
02 ALLEGHENY		9258.5	11939.4	679.2	0	4740.6	0	0	26617.7
26 FAYETTE		175	0	0	0	21	0	0	196
30 GREENE		0	81.6	0	0	0	0	0	81.6
63 WASHINGTON		1771	0	0	0	801.4	0	0	2572.4
65 WESTMORELAND		11	0	0	0	0	0	0	11
OH OHIO		0	84.4	0	0	0	0	0	84.4
WV WEST VIRGINIA		0	68.2	0	0	0	0	0	68.2
<b>Waste Totals:</b>		<b>11215.5</b>	<b>12173.6</b>	<b>679.2</b>	<b>0</b>	<b>5563</b>	<b>0</b>	<b>0</b>	<b>29631.3</b>



Commonwealth of Pennsylvania  
 Department of Environmental Protection  
 Bureau of Waste Management  
 Division of Reporting and Fee Collection

-----  
 Landfill Waste Receipts  
 in Tons (2000 lbs.) of Waste

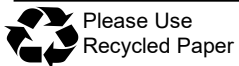
For Year:    Quarter:  
 2019       /       1

Disposal Facility: 100081, SOUTHERN ALLEGHENIES LANDFILL INC

County/State that Generated Waste	Waste Type:	Municipal	Residual	Sewage Sludge	Processed Medical Waste	Construction	WTE Ash Residue	Asbestos	Total
01 ADAMS		0	0	728.1	0	0	0	0	728.1
05 BEDFORD		38.8	211	0	0	10.5	0	0	260.3
07 BLAIR		16.7	44.7	16.5	0	0	0	0	77.9
11 CAMBRIA		8966.9	1848.6	18.4	0	1197.9	0	11.1	12042.9
31 HUNTINGDON		0	41.3	0	0	0	0	0	41.3
32 INDIANA		0	0	0	0	4	0	0	4
56 SOMERSET		4182.3	401.9	688	0	205.9	0	0	5478.1
65 WESTMORELAND		8.2	4.2	0	0	45.1	0	0	57.5
<b>Waste Totals:</b>		<b>13212.9</b>	<b>2551.7</b>	<b>1451</b>	<b>0</b>	<b>1463.4</b>	<b>0</b>	<b>11.1</b>	<b>18690.1</b>

Disposal Facility: 100277, TERVITA SANITARY LANDFILL

County/State that Generated Waste	Waste Type:	Municipal	Residual	Sewage Sludge	Processed Medical Waste	Construction	WTE Ash Residue	Asbestos	Total
02 ALLEGHENY		13765.2	4814	1353.4	0	1169.4	0	0.8	21102.8
10 BUTLER		0	0	0	0	0	0	2	2
26 FAYETTE		2460.4	359.5	1437.4	0	884.7	0	0	5142
30 GREENE		177.2	5816.5	0	0	706.1	0	0	6699.8
32 INDIANA		0	4.1	0	0	0	0	0	4.1
63 WASHINGTON		11723.9	2189.1	314.5	0	1701.2	0	13.4	15942.1
65 WESTMORELAND		5649	1061.7	521.9	0	2276.3	0	7.7	9516.6
OH OHIO		0	17.1	0	0	392	0	0	409.1
WV WEST VIRGINIA		364.3	37758.8	0	0	292.4	0	0	38415.5
<b>Waste Totals:</b>		<b>34140</b>	<b>52020.8</b>	<b>3627.2</b>	<b>0</b>	<b>7422.1</b>	<b>0</b>	<b>23.9</b>	<b>97234</b>



Commonwealth of Pennsylvania  
 Department of Environmental Protection  
 Bureau of Waste Management  
 Division of Reporting and Fee Collection

-----  
 Landfill Waste Receipts  
 in Tons (2000 lbs.) of Waste

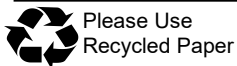
For Year: 2019    Quarter: 1  
 /

Disposal Facility: 100280, VALLEY LANDFILL

County/State that Generated Waste	Waste Type:	Municipal	Residual	Sewage Sludge	Processed Medical Waste	Construction	WTE Ash Residue	Asbestos	Total
02 ALLEGHENY		4556	38623.1	363.4	0	2367	0	227.5	46137
03 ARMSTRONG		237	1390.8	0	0	120.7	0	4.5	1753
10 BUTLER		13	42.9	0	0	13.5	0	0	69.4
26 FAYETTE		132.4	40.2	0	0	1.9	0	0	174.5
32 INDIANA		25.5	734.4	0	0	121.1	0	0	881
63 WASHINGTON		0	0	0	0	0	0	3.6	3.6
65 WESTMORELAND		20226.3	5436.6	353.1	491.5	6110.9	0	0.7	32619.1
WV WEST VIRGINIA		0	24	0	0	0	0	0	24
<b>Waste Totals:</b>		<b>25190.2</b>	<b>46292</b>	<b>716.5</b>	<b>491.5</b>	<b>8735.1</b>	<b>0</b>	<b>236.3</b>	<b>81661.6</b>

Disposal Facility: 100739, WESTERN BERKS COMMUNITY LANDFILL

County/State that Generated Waste	Waste Type:	Municipal	Residual	Sewage Sludge	Processed Medical Waste	Construction	WTE Ash Residue	Asbestos	Total
06 BERKS		16162	7218.5	1460.1	0	3060.4	0	74.2	27975.2
09 BUCKS		10.7	818.9	0	0	0	0	0.1	829.7
15 CHESTER		0	17.6	0	0	0	0	6	23.6
23 DELAWARE		0	207.4	0	0	14.9	0	129.4	351.7
36 LANCASTER		0	0	0	0	0	0	6.2	6.2
39 LEHIGH		8172.3	0	0	0	0	0	0	8172.3
45 MONROE		0	0	0	0	0	0	8.7	8.7
46 MONTGOMERY		3426.1	1222.6	445.7	0	307.4	0	1100.2	6502
48 NORTHAMPTON		6318.5	11.5	0	0	0	0	0	6330
49 NORTHUMBERLAND		0	0	0	0	0	0	18.3	18.3
51 PHILADELPHIA		18.4	247.3	0	0	1796	0	2893	4954.7
67 YORK		0	1475.6	0	0	0	0	0	1475.6
MD MARYLAND		0	3843.8	0	0	55.8	0	0	3899.6
NJ NEW JERSEY		0	229.2	0	0	20.1	0	9.8	259.1
<b>Waste Totals:</b>		<b>34108</b>	<b>15292.4</b>	<b>1905.8</b>	<b>0</b>	<b>5254.6</b>	<b>0</b>	<b>4245.9</b>	<b>60806.7</b>



Commonwealth of Pennsylvania  
 Department of Environmental Protection  
 Bureau of Waste Management  
 Division of Reporting and Fee Collection

-----  
 Landfill Waste Receipts  
 in Tons (2000 lbs.) of Waste

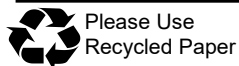
For Year:    Quarter:  
 2019       /       1

Disposal Facility: 400633, WHEELABRATOR FALLS INC

County/State that Generated Waste	Waste Type:	Municipal	Residual	Sewage Sludge	Processed Medical Waste	Construction	WTE Ash Residue	Asbestos	Total
06 BERKS		0	85.5	0	0	0	0	0	85.5
09 BUCKS		47579.9	162.7	0	0	2240.4	0	0	49983
13 CARBON		0	30.7	0	0	0	0	0	30.7
38 LEBANON		0	6.2	0	0	0	0	0	6.2
39 LEHIGH		0	58.4	0	0	0	0	0	58.4
40 LUZERNE		0	20.4	0	0	0	0	0	20.4
46 MONTGOMERY		1370.8	438.4	0	0	0	0	0	1809.2
51 PHILADELPHIA		17590.8	155.8	0	0	0	0	0	17746.6
CT CONNECTICUT		0	2.6	0	0	0	0	0	2.6
DE DELAWARE (ST)		0	156.1	0	0	0	0	0	156.1
NJ NEW JERSEY		42238.1	1841.8	0	0	0	0	0	44079.9
NY NEW YORK		0	245.6	0	0	0	0	0	245.6
<b>Waste Totals:</b>		<b>108779.6</b>	<b>3204.2</b>	<b>0</b>	<b>0</b>	<b>2240.4</b>	<b>0</b>	<b>0</b>	<b>114224.2</b>

Disposal Facility: 400561, YORK COUNTY RESOURCE RECOVERY CENTER

County/State that Generated Waste	Waste Type:	Municipal	Residual	Sewage Sludge	Processed Medical Waste	Construction	WTE Ash Residue	Asbestos	Total
01 ADAMS		3584.3	223.8	0	0	278.4	0	0	4086.5
06 BERKS		1479	0	0	0	0	0	0	1479
21 CUMBERLAND		7710.8	806.3	0	0	22.8	0	0	8539.9
28 FRANKLIN		40.1	28.3	0	0	0	0	0	68.4
36 LANCASTER		0	496.1	0	0	0	0	0	496.1
37 LAWRENCE		0	24.9	0	0	0	0	0	24.9
38 LEBANON		0	2726.1	0	0	0	0	0	2726.1
44 MIFFLIN		0	204.1	0	0	0	0	0	204.1
50 PERRY		1	0	0	0	0	0	0	1
51 PHILADELPHIA		792.6	0	0	0	0	0	0	792.6
67 YORK		77095.1	6738.6	0	0	4734.3	0	0	88568
MD MARYLAND		772.8	0	0	0	8	0	0	780.8
NJ NEW JERSEY		0	89.2	0	0	0	0	0	89.2
<b>Waste Totals:</b>		<b>91475.7</b>	<b>11337.4</b>	<b>0</b>	<b>0</b>	<b>5043.5</b>	<b>0</b>	<b>0</b>	<b>107856.6</b>



Please Use  
Recycled Paper

Phone: 717-783-9258  
 Printed: 5/1/2019

Also visit our Internet WWW Site at: <http://www.dep.state.pa.us>

DISCLAIMER: While care has been taken in the preparation of this report, there is no warranty or guarantee as to the data, calculation or content accuracy. The Commonwealth reserves the right to update or change any data or presentation format without notice or liability.