

## Routine Calibration Verification

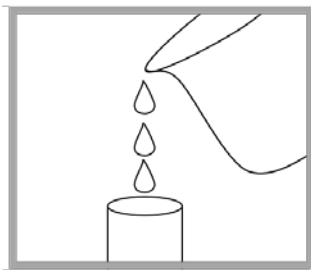
**Form:** EPA Method 334.0 Record of Routine Calibration Verification for Handheld and Benchtop Analyzers (3900-FM-BSDW0546)

1. **Conduct Method Blank analysis to determine positive interference from the presence of DPD for the lot of reagent packets you are using.**

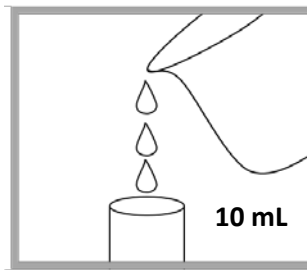
### Method Blank Procedure (Low Range: 0.02 to 2.00 mg/L)

#### Supplies:

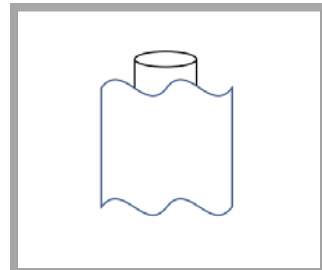
- Colorimeter
- Powder pillows (Free)
- Sample cell (Free)
- Kimwipes
- Rinse bottle with DI
- Calculator
- Class A volumetric flask
- Specimen cups
- Liquid waste bottle
- Dry waste bag
- Paper towels
- Dilution water



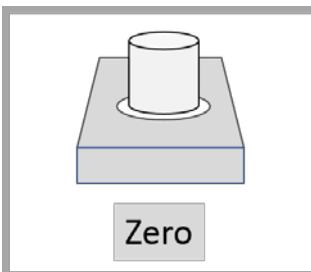
1. Rinse sample cell 2-3 times with reagent grade water (distilled, deionized, or chlorine demand free water from lab)



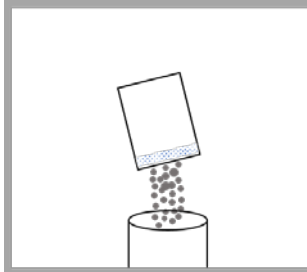
2. Fill sample cell with reagent grade water to the 10 mL mark



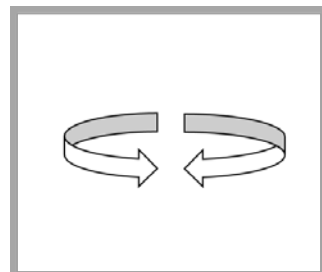
3. Wipe sample cell to remove fingerprints and moisture



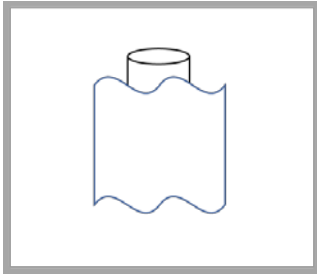
4. Place cell in meter, making sure to orient properly. Press "Zero" on meter to zero it out



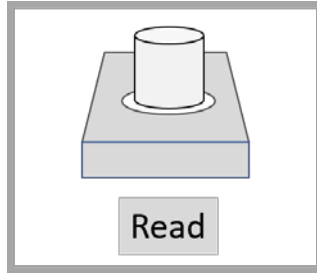
5. Add full DPD powder pillow for 10 mL sample to sample cell



6. Swirl for 20 seconds to mix



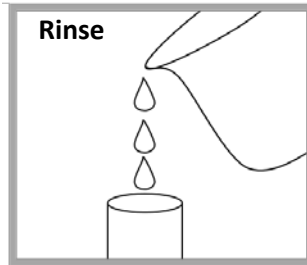
7. Wipe sample cell to remove fingerprints and moisture



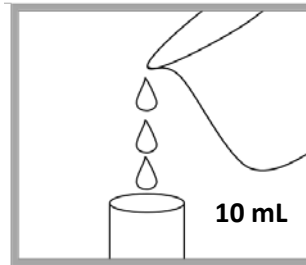
8. Properly orient sample cell and press "Read". Record value as the Method Blank on form.\*

\* Method blank must be  $\leq 1/3$  the concentration of the lowest standard used to prepare/verify the calibration curve for the meter.

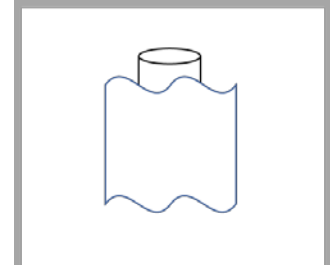
## 2. Analyze the aqueous calibration check standard and record the measured result.



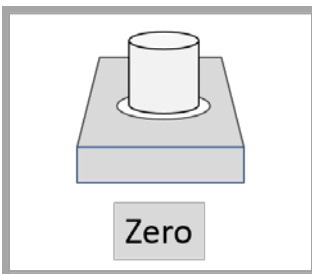
1. Rinse the sample cell with reagent grade water (distilled, deionized, or chlorine demand free water from lab) and then a small amount of primary standard solution



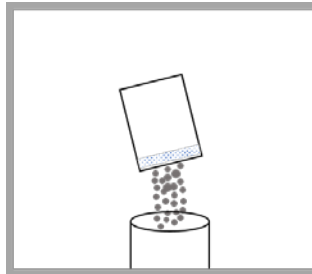
2. Fill sample cell with the calibration check standard to the 10 mL mark



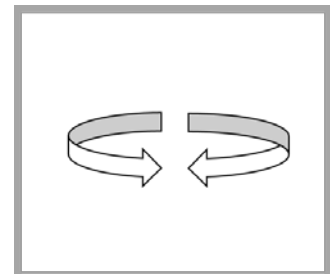
3. Wipe sample cell to remove fingerprints and moisture



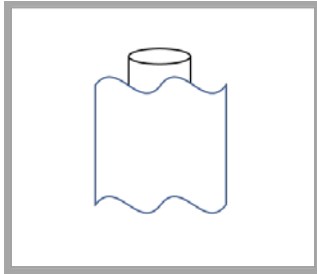
4. Place cell in meter, making sure to orient properly. Press "Zero" on meter to zero it out.



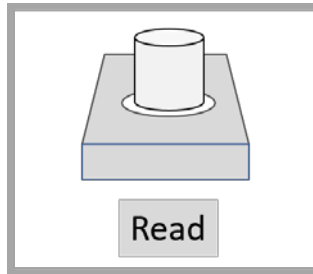
5. Add full DPD powder pillow for 10 mL sample to sample cell



6. Swirl for 20 seconds to mix



7. Wipe sample cell to remove fingerprints and moisture



8. Properly orient sample cell and press "Read". Record the results in the "Measured Concentration" column of the form.

3. Complete the form and determine if percent difference is within  $\pm 15\%$ .