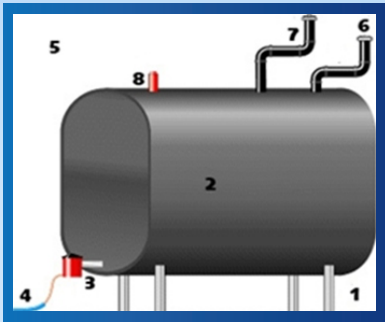













## Self-Inspection Checklist for Aboveground Heating Oil Tanks



-  Are you using more oil than normal?
-  Are the tank legs (1) rusted, unstable, or on an uneven foundation?
-  Do you see rust, weeps, wet spots, or holes on the tank's surface (2)?
-  Are there any drips or signs of leakage around the oil filter or joints (3)?
-  Does the oil line (4) run either under concrete or aboveground without a protective casing?
-  Are there any threats of snow or ice falling (5) on the oil tank or the filter?
-  Are there any signs that the vent line (6) is clogged by ice, snow, or other debris such as spider or bee nests?
-  Is the overfill vent whistle (6) obstructed, or silent when the tank is being filled?
-  Are there any signs of spills around the fill pipe (7)?
-  Is the tank gauge (8) cracked, stuck, or frozen?
-  Do you see oil or staining around the tank gauge (8)?

If the answer is "YES" to any of the above questions, call an oil burner technician for a more detailed inspection and corrective measures.

To report an environmental emergency incident, contact DEP regional offices between 8 AM – 4 PM and 1-800-541-2050 between 4 PM – 8 AM

### DEP Regional Offices

#### Southeast Region

2 E. Main St.  
Norristown, PA 19401  
Telephone: 484-250-5900  
Bucks, Chester, Delaware, Montgomery,  
and Philadelphia

#### Northeast Region

2 Public Square  
Wilkes-Barre, PA 18701-1915  
Telephone: 570-826-2511  
Carbon, Lackawanna, Lehigh, Luzerne, Monroe,  
Northampton, Pike, Schuylkill, Susquehanna,  
Wayne, and Wyoming

#### Southcentral Region

909 Elmerton Ave.  
Harrisburg, PA 17110  
Telephone: 717-705-4700  
Adams, Bedford, Berks, Blair, Cumberland,  
Dauphin, Franklin, Fulton, Huntingdon, Juniata,  
Lancaster, Lebanon, Mifflin, Perry, and York

#### Northcentral Region

208 W. Third St., Suite 101  
Williamsport, PA 17701  
Telephone: 570-327-3636  
Bradford, Cameron, Centre, Clearfield, Clinton,  
Columbia, Lycoming, Montour, Northumberland,  
Potter, Snyder, Sullivan, Tioga, and Union

#### Southwest Region

400 Waterfront Drive  
Pittsburgh, PA 15222  
Telephone: 412-442-4000  
Allegheny, Beaver, Cambria, Fayette, Greene,  
Somerset, Washington, and Westmoreland

#### Northwest Region

230 Chestnut St.  
Meadville, PA 16335  
Telephone: 814-332-6945  
Armstrong, Butler, Clarion, Crawford, Elk, Erie,  
Forest, Indiana, Jefferson, Lawrence, McKean,  
Mercer, Venango, and Warren



## Helpful Tips for Heating Oil Tanks



Pennsylvania  
Department of  
Environmental Protection

## Residential Heating Oil Tanks

Residential heating oil tanks are tanks that store fuel oil to provide space heating on a property used primarily for dwelling purposes. With proper tank management, spills and leaks can be avoided. Leaking tanks can contaminate public and private drinking water, pollute soils, create the potential for fires and explosions, and subject tank owners to very expensive cleanups, which may not be covered by homeowner's insurance policies.

### MAINTENANCE

- Routinely inspect your tank and attached equipment using the checklists in this pamphlet.
- Install spill and overfill prevention devices.
- Ensure the tank address is clearly marked to prevent deliveries to the wrong tank.
- Consider installing a secondary containment structure around aboveground tanks.

### INDICATIONS OF LEAKS OR SPILLS

- Soil is saturated with heating oil.
- Soil or other surface material is stained.
- Vapors are present in the soil or basement.
- Fuel is observed in the basement, a stream, an underground utility line, etc.
- Drinking water supplies are contaminated.
- Oil consumption has suddenly increased.
- Furnace is operating erratically.

## Leaks or Spills What to do

- Find the source of the spill or leak.
- Stop or contain the release—absorbent material like cat litter, sawdust, peat moss or newspaper can be used to stop the release from spreading. Call your heating oil distributor to remove as much oil from the tank as is necessary to prevent further release.
- Call DEP immediately (see Regional Office contact information on the reverse side). Notify your municipality.
- If heating oil odors are getting into the house, ventilate affected areas, and close off unaffected areas.
- Contact environmental professionals to begin the cleanup.
- Keep detailed, accurate records.
- Contact your insurance provider.

### TIPS FOR HOME BUYERS

- Inspect the tank using the checklists in this pamphlet.
- Look for indications of leaks and spills.
- In most cases, when you purchase the property, you inherit all liability associated with the tank.

### RESOURCES

For more information, check out the following publications at: [greenport.pa.gov/eLibrary/Search](http://greenport.pa.gov/eLibrary/Search)

Home Heating Oil Releases  
(2620-BK-DEP4310)

Tips for Residential Heating Oil Tank Owners  
(2630-FS-DEP1681)

## Self-Inspection Checklist for Underground Heating Oil Tanks

- Are you using more oil than normal?
- Is the tank taking on water—a rise in water level greater than 1/2" for an 8- to 12-hour period?
- Is the tank vent clogged or restricted because of ice, snow, or other debris such as spider or bee nests?
- Is the overfill vent whistle obstructed, or silent when the tank is being filled?

## Removal of an Underground Heating Oil Tank

- Contact a reputable environmental professional for a quote for the tank removal and contaminated soil cleanup, if necessary.
- Contact PA OneCall to mark underground utilities. After the tank is removed, make sure it is inspected for any holes or signs of corrosion.
- Look for indications of a leak, like staining or vapors in the excavation.
- If any contamination is observed or suspected, notify the appropriate DEP regional office. DEP will provide information on proper response and sampling procedures.
- Ensure the fill pipe and vent line have been removed or grouted to prevent accidental filling. Notify the last known delivery company that the tank has been removed.