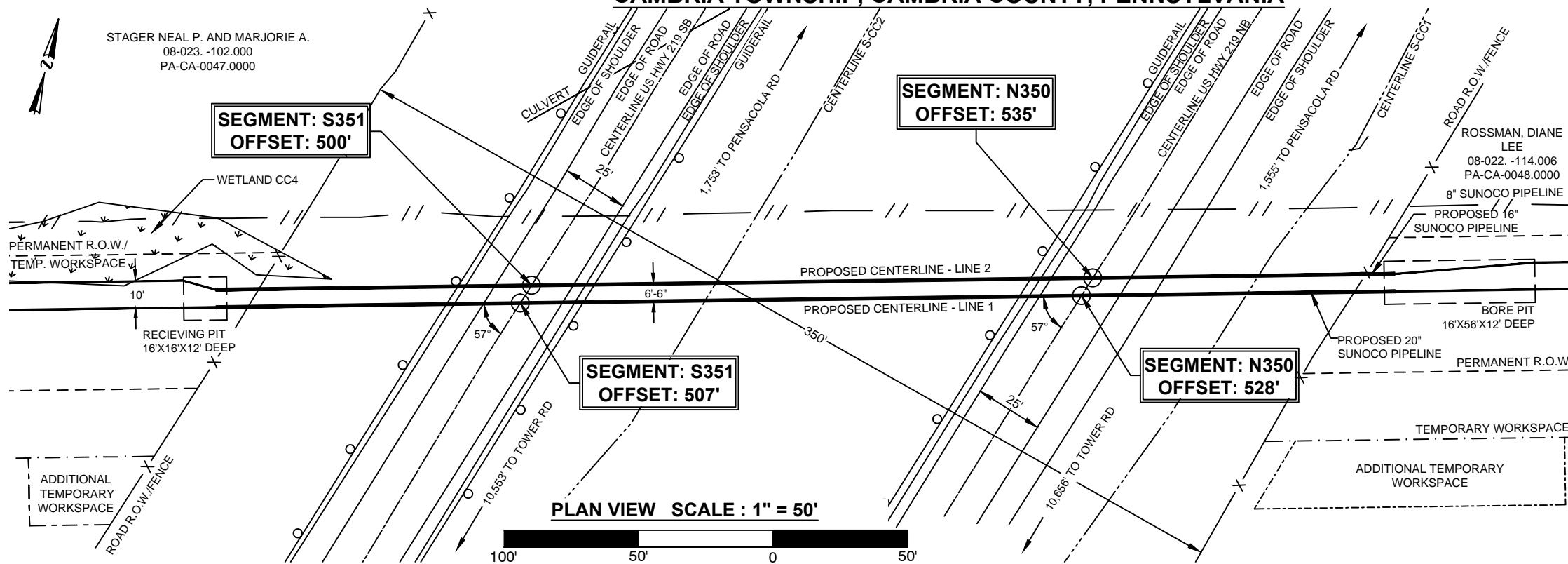


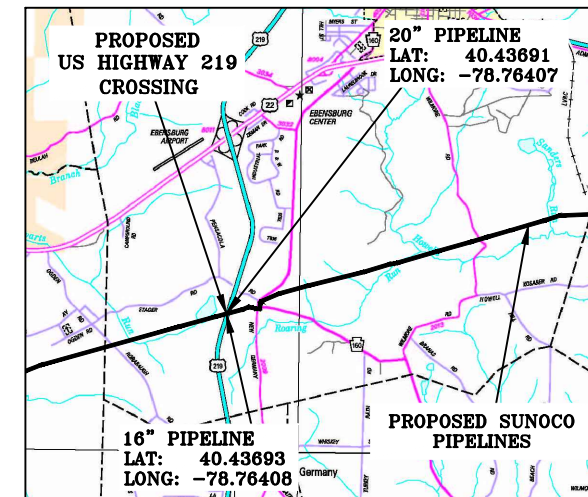
CAMBRIA TOWNSHIP, CAMBRIA COUNTY, PENNSYLVANIA

STAGER NEAL P. AND MARJORIE A.
08-023. -102.000
PA-CA-0047.0000



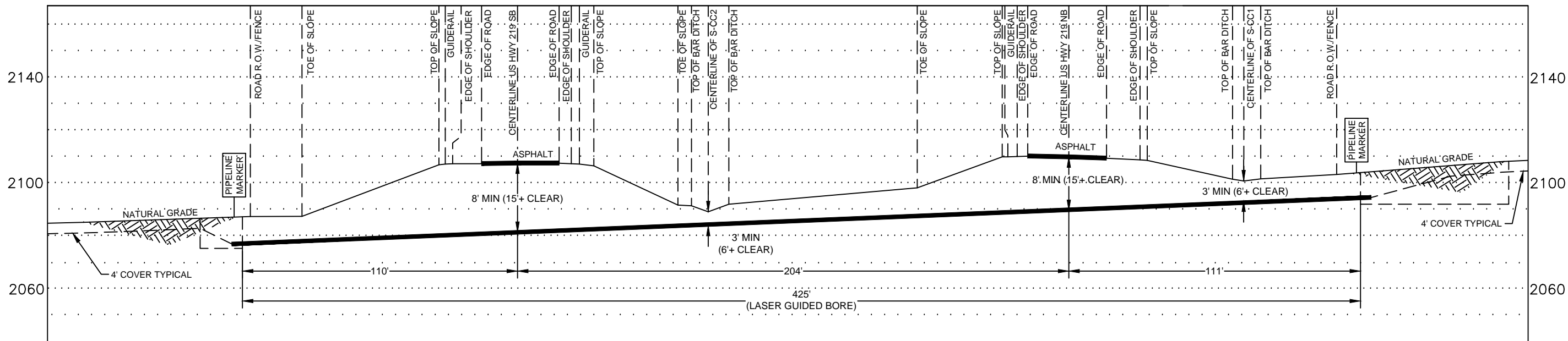
PLAN VIEW SCALE : 1" = 50'

STATE ROAD 219



DRAWING LEGEND

- - - - - PERMANENT R.O.W.
- - - - - TEMPORARY WORKSPACE
- - - - - ADDITIONAL TEMPORARY WORKSPACE
- X - FENCE
- O - GUIDERAIL
- - - - - CENTERLINE BAR DITCH
- - - - - PIPELINE



ROAD NOTES
(APPLIES TO BOTH 16" & 20" PIPELINES)

1. 20" WELDED STEEL PIPE 20" OD x .456 WT., X-65, API 5L, PSL2, ERW, DRL
2. 16" WELDED STEEL PIPE 16" OD x .438 WT., X-70, API 5L, PSL2, ERW, BFW
3. COATING: 14-16 MILS OF 3M SCOTCHKOTE TM 6233 FBE WITH 40 MILS MIN. DFT POWERCRETE R95
4. DESIGN FACTOR: 0.50 (HOOP STRESS)
5. DESIGN PSI: 1480 PSIG TEST PSI: 1850
6. WELDING PROCESS(ES): ALL WELDING IS DONE IN ACCORDANCE TO PENNDOT AND APPROVED SUNOCO PROCEDURES.
7. THE COATING ON THE CARRIER PIPE SHALL BE INSPECTED IMMEDIATELY PRIOR TO ITS INSTALLATION AND ALL DAMAGED COATING SHALL BE REPAIRED IN ACCORDANCE WITH SUNOCO PIPELINE SPECIFICATIONS
8. PIPELINE CROSSING SHALL BE AS NEAR TO PERPENDICULAR TO THE ROADWAY CENTERLINE AS PRACTICAL
9. INSTALL CATHODIC PROTECTION TEST LEADS AS SPECIFIED ON THE ALIGNMENT SHEETS OR SUNOCO CORROSION TECHNICIAN WELDED JOINTS INSIDE R.O.W. SHALL BE 100% X-RAYED
10. ROAD R.O.W. WIDTHS SHOWN ARE BASED ON VISUAL EVIDENCE.

CONSTRUCTION NOTES


1. CONTRACTOR WILL MAINTAIN 4' OF COVER TO THE TOP OF PIPE OUTSIDE OF ROAD R.O.W. USING FIELD BENDS
2. CONTRACTOR SHALL USE THE "ONE CALL" SYSTEM PRIOR TO BEGINNING WORK. CONTRACTOR SHALL BE RESPONSIBLE TO LOCATE AND VERIFY ALL PARALLEL AND CROSSED UTILITIES PRIOR TO EXCAVATION OR CONSTRUCTION (AND MONITOR DURING EXCAVATION OR CONSTRUCTION). THIS DRAWING SHALL NOT CONSTITUTE VERIFICATION OF LOCATION, QUANTITY, SIZE, DEPTH, OR TYPES OF EXISTING UTILITIES.
3. EMERGENCY CONTACT INFORMATION: SEE INCLUDED COMPANY INFORMATION
4. UPON COMPLETION, UTILITY WILL BE REGISTERED WITH PENNSYLVANIA ONE-CALL SYSTEM
5. ALL WORK AND MATERIALS SHALL CONFORM WITH PENNDOT AND ALL FEDERAL REGULATIONS AND STANDARDS
6. PUBLICATION 213 PATA 5 & PATA 10A APPLIES
7. SUNOCO PIPELINE, L.P. WILL BE AVAILABLE 24/7 FOR EMERGENCY AT 800-786-7440 IF SUCH A PROBLEM SHOULD ARISE.
8. THIS PLAN IS FOR PERMITTING PURPOSES ONLY

PER PUBLICATION 16M; DESIGN MANUAL PART 5, CHAPTER 1.3.D FOR UNCASED PIPELINE:

1. CATHODIC PROTECTION TEST LEADS ARE INSTALLED AS SPECIFIED ON THE ALIGNMENT SHEETS PER SUNOCO'S CORROSION PROGRAM.
2. PLASTIC PIPE WILL NOT BE USED; ONLY WELDED STEEL.
3. DUCTILE IRON OR REINFORCED CONCRETE WILL NOT BE USED; ONLY WELDED STEEL.
4. THE WALL THICKNESS SHOWN ON THE DRAWINGS MEET OR EXCEED ALL APPLICABLE FEDERAL AND INDUSTRY STANDARDS.
5. THE OPERATING STRESS LEVELS INDICATED ON THE DRAWINGS ARE IN ACCORDANCE WITH THE FEDERAL PIPELINE SAFETY REGULATIONS.
6. IT IS ACKNOWLEDGED THAT IF IN THE FUTURE THE CROSSING NEEDS REPLACEMENT, THE REPLACEMENT LINE WILL BE BORED AT A NEW LOCATION.

PROFILE

HORIZ. SCALE : 1" = 40'
VERT. SCALE : 1" = 40'



COORDINATE SYSTEM

PENNSYLVANIA STATE PLANE SOUTH
NAD 83 US FEET

R.O.W. INGRESS
X=1686028.62
Y=403585.27

R.O.W. EGRESS
X=1686425.23
Y=403692.93

24/7 CONTACT INFO & PIPE MARKER INFO:

SUNOCO PIPELINE L.P.
525 FRITZTOWN ROAD
SINKING SPRING, PA 19608
PHONE NUMBER: 800-786-7440
NATURAL GAS PIPELINE

CENTERLINE REV DATE: 01-13-2016

SUNOCO
STATE ROAD 219

CAMBRIA TOWNSHIP, CAMBRIA CO., PA

12/31/14
REVISED 01/26/16
SCALE AS NOTED
DWG #: PPP-PA-CA-0047.0000-RD

Prepared by TRICO SURVEYING AND MAPPING
BLOOMINGTON, INDIANA
WWW.TRICOSURVEYING.COM