0 100' 200'
HORIZONTAL SCALE

0 20' 40'
VERTICAL SCALE

NOTE:
BENCH CROSS SECTION SHOWN FOR INFORMATIONAL PURPOSES; BENCH WIDTH SHOWN PERPENDICULAR TO FACE. ACTUAL BENCH DIMENSIONS WILL BE DETERMINED IN THE FIELD.

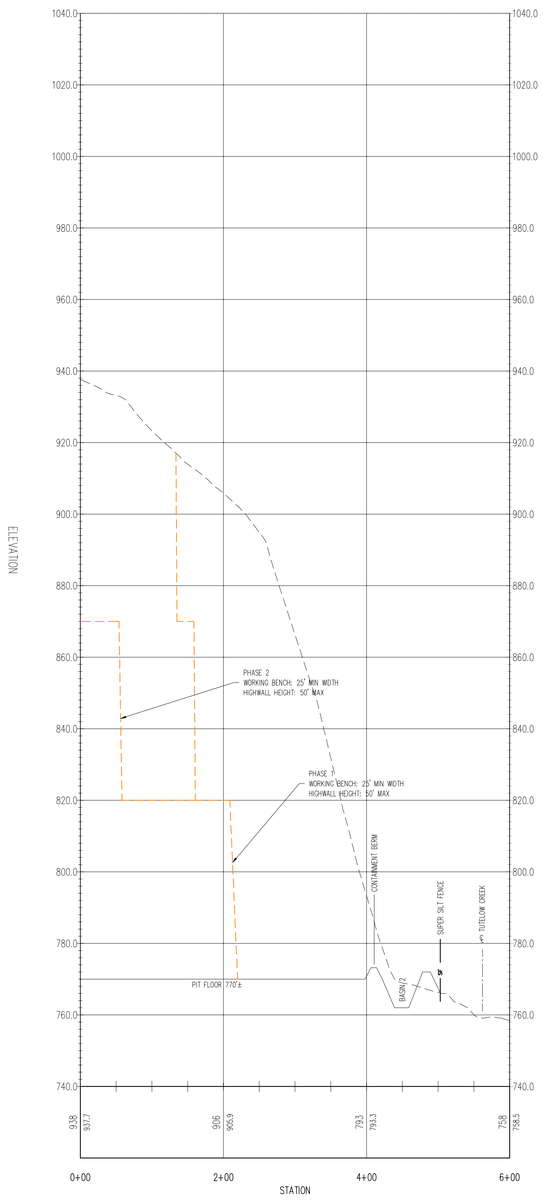


SECTION F-F'

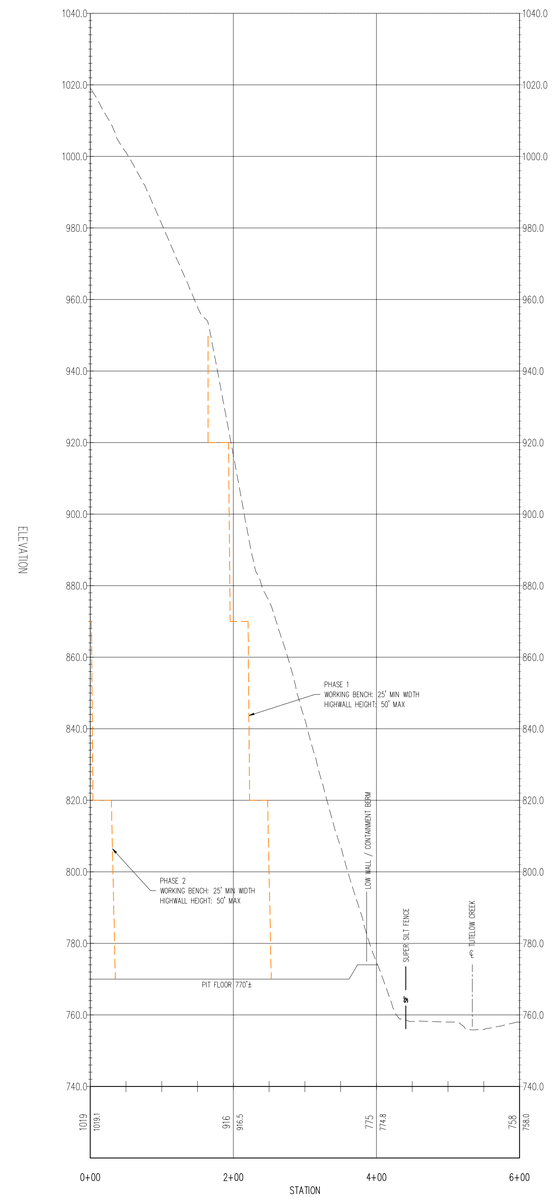


SECTION G-G'

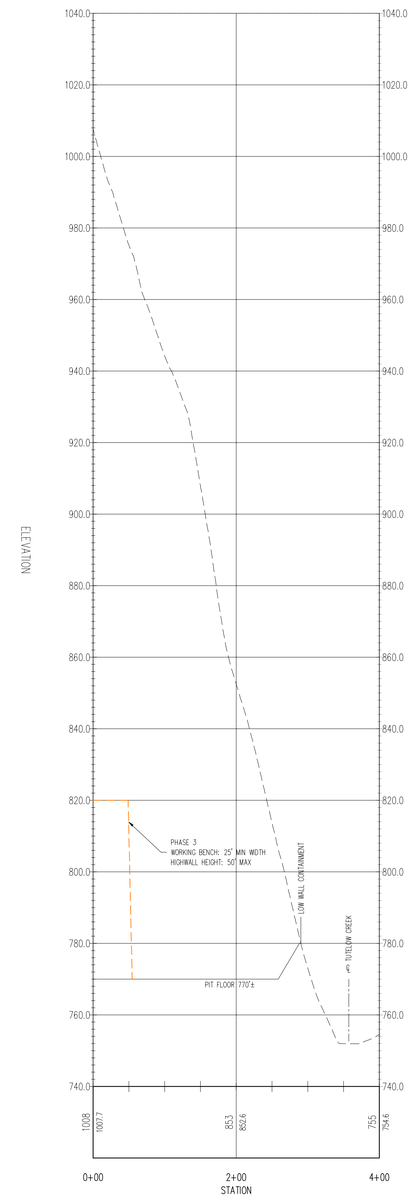


SECTION H-H'

| REV. | DATE | BY | COMMENT |
|---|---|---|---|
| 4 | 08/09/24 | bg | Response to DEP 07/30/24 TBL - removed Ditch 1 from F-F' |
| 3 | ---- | --- | placeholder |
| 2 | ---- | --- | placeholder |
| 1 | ---- | --- | placeholder |

FILE Minard.dwg

COMMONWEALTH OF PENNSYLVANIA REGISTERED PROFESSIONAL ENGINEER PE 047353 TIMOTHY S. GOODALE
TIMOTHY S. GOODALE, P.E. 08/09/24

PROJECT NO.: 200113
DRAWING NO.: Minard
DRAWN BY: bg 01/13/20
CHKD BY: TSG 08/09/24


**TRACT ENGINEERING, PLLC**
120 Ridge Avenue
State College, PA 16803
814.272.0301
www.TractLLC.com


PROJECT: Minard Mine - SMP 08230301
Bishop Brothers Construction Co., Inc.
Athens Township, Bradford County, Pennsylvania
Licence of Jeanette Nelson
Tract Project ID 0DC0120-004

TITLE: Exhibit 9.2: Operations Map
Hard Rock Phase 1 & Phase 2
Cross Sections

Date: 05/05/23

Rev No: 4

Sheet No: 1 of 1

M:\Bishop Brothers Construction\Minard Reg. Dir. 2-3\120DC0 1-11-12.PM