



# Municipal Waste Management Plan

Revised 2012




## Washington County

# Municipal Waste Management Plan

Revised 2012

The preparation of this document was financed, in part, through a grant from the Pennsylvania Department of Environmental Protection, as authorized by the Pennsylvania Municipal Waste Planning, Recycling, and Waste Reduction Act, Act 101. Material contained within this report was formulated by the Washington County Planning Commission.

Publication date  
March 2012



Prepared by: The Washington County Planning Commission  
100 west Beau Street, Suite 701  
Washington, PA 15301



**Board of Washington County Commissioners:**

Larry Maggi, Chairman  
Bracken Burns  
Diana Irey Vaughan

**Washington County Planning Commission:**

Richard Burig  
Leslie P. Midla  
Charles A. Crouse  
Thomas Jennings  
Christopher Wheat, P. E.  
W. Earnest Watson  
David B. Miller

**Washington County Solid Waste Advisory Board:**

Munir Chavla	Laurie Popeck
Valerie Coen	Mike Rind
Scott Dellinger	Frank Siffrinn
Jon C. Dufalla	Mike Silvestri
Lynn Galluze	Sam Stockton
John McGoran	Sharon Svitek
Jason Menendez	
Les Milda	



## Table of Contents

### Introduction

#### Section 1 – Description of Waste and Future Capacity

Background.....	pages 1-3
Population.....	pages 3-7
Waste Generation Rate.....	pages 7-10
Required Disposal Capacity.....	pages 11-12
Origin of Waste.....	pages 13-16

#### Section 2 – Description of Recyclable Materials

2.1 Background.....	pages 17-19
2.2 Estimated vs. Actual Amounts Recycled.....	pages 20-23
2.3 Municipal Recycling.....	pages 23-30
2.4 Implementation.....	pages 31-34
2.5 Composting.....	pages 35-36

#### Section 3 – Description of Facilities and Orderly Extension..... pages 37-57

#### Section 4 – Selection and Justification

4.1 Municipal Waste Management Program.....	page 58
4.2 General Program Provisions.....	page 58
4.3 Program Recommendations.....	pages 58-61
4.4 Facility Evaluations.....	page 61
4.5 Program Benefits.....	pages 61-62

#### Section 5 – Implementing Entity

5.1 Washington County.....	page 63
5.2 Municipal Governments.....	pages 63-64

#### Section 6 – Implementing Documents..... page 65

#### Section 7 – Public Participation..... page 66

Attachments

### Appendices

- Municipal and Hauler Surveys
- Municipal Recycling and Implementing Documents
- Permitted Sites
- Sewage Treatment Plants

This page was intentionally left blank

List of Maps and Graphs

Drop-off Recycling.....	page 33
Curbside Recycling.....	page 34
Municipal Population.....	page 49
Municipal Waste Collection Methods.....	page 50
Dominance of Haulers.....	page 51
Waste Haulers.....	page 52
Landfills.....	page 53
Regional Landfills.....	page 54
State Landfills.....	page 55
PA Permitted Facilities.....	page 56

This page was intentionally left blank

## List of Tables

1-1	2009 Plan.....	page 2
1-2	Population Comparisons.....	page 3
1-3	2007 SPC Forecast.....	page 4-5
1-4	Projected Population.....	page 6-7
1-5	Municipal Solid Waste Generation As Reported.....	page 8
1-6	Municipal Waste-Tons per Year.....	page 9
1-7	Miscellaneous Waste Landfilled.....	page 10
1-8	2008 Waste Generation Rate.....	page 10
1-9	2008 Waste Projections.....	page 11
1-10	Municipal Solid Waste Projections.....	page 12
2-1	Recyclable Commodity Prices-Northeast Corridor 2000-2009.....	page 18
2-2	Actual Residential Curbside Recycling Tonnages.....	page 20
2-3	Actual Commercial/Drop-off Recycling Tonnages.....	page 21
2-4	Recovery Rates by Sector.....	page 22
2-5	1989 to 2008 Comparison of Available to Actual Tonnages.....	page 23
2-6	Municipal Recycling Programs as of 2009.....	page 26
2-7	Recycling Drop-off Facilities as of 2009.....	page 27-29
2-8	Guaranteed Minimums-Composting.....	page 35
2-9	Composting Estimated vs. Actual Tonnages.....	page 36
3-1	2010 Designated Disposal Sites.....	page 37
3-2	2009 Landfill Capacities Reserved.....	page 38
3-3	2009 Capacity Comparisons.....	page 38
3-4	2009 Operational Landfill Status.....	page 39
3-5	2009 County Waste Destinations in Tons.....	page 40
3-6	Washington County Waste Haulers As Reported 2009.....	page 41
3-7	Refuse Hauler Landfill Utilization.....	page 41-42
3-8	Municipal Waste Collection Programs.....	page 43-46
3-9	Municipal Solid Waste Collection Cost Comparisons.....	page 46-47

This page was intentionally left blank

## Introduction

This non-substantial revision to the Washington County Municipal Waste Management Plan updates program information, demographics and recommendations. Overall, research to determine current demographics, waste generation, recycling and collections were implemented into this revision from which future predictions and suggestions followed. Input from the Solid Waste Advisory Board, municipal officials, the Department of Environmental Protection and daily calls from the general public helped shape the latest vision for solid waste management and recycling in Washington County.

1. Waste generation calculations are derived from municipal and hauler reporting instead of general estimates. Further, 2000 census data and subsequent projections have been employed to determine current waste generation and to extrapolate future tonnages.
2. Recycling data has been added per actual program reporting. Subsequently, future goals for recycling were established including potential municipal curbside programs to be implemented after the 2000 census.
3. Facilities data has been updated to reflect closures, acquisitions and mergers that have occurred since the 1999 revisions were made. Overall, the scope of this revision will remain open and competitive through the continued implementation of the existing solid waste management system. Thus, no major changes to the general approach of Washington County will occur.
4. The selection and justification section focuses primarily on recommendations to improve the efficiency and effectiveness of existing programs as well as the development of new approaches to recycling. Specifically included are discussions on new curbside and drop-off programs; encouraging more private recycling businesses; composting and recycled materials' usage.

The following applicable sections of 25 PA Code – Municipal Waste Regulations are addressed:

- 272.222 Public Participation
- 272.223 Description of Waste
- 272.224 Description of Facilities
- 272.225 Estimated Future Capacity
- 272.226 Description of Recycled Materials
- 272.227 Selection and Justification of Municipal Waste Management Plan
- 272.228 Location
- 272.229 Implementing Entity Identification
- 272.331 Implementing Documents
- 272.232 Orderly Extension

This page was intentionally left blank

# SECTIONS 1-7

This page was intentionally left blank

## **1.0 DESCRIPTION OF WASTE - SECTION 272.223**

### **FUTURE CAPACITY - SECTION 272.225**

#### **1.1 Background**

Estimates of population and waste generation are necessary to determine the amount of landfill capacity required for the next decade as well as the amounts and types of materials available for current and future recycling programs throughout Washington County.

1990 Census data was available for the 1999 revisions, and Southwestern Pennsylvania Commission (SPC) Cycle V estimates for assessing population patterns during the planning period were utilized to help shape an accurate canvassing of Washington County. The current updates will use the latest available Census data and SPC Forecast, as well as the same methodology from the 1999 plan revisions. Further, DEP waste destination reports, quarterly landfill reports and annual municipal recycling reports form a basis for determining waste currently generated and, consequently, more accurate future predictions.

Although the annual recycling reports are not an exact count of recycling activities among municipalities since some error in reporting does, indeed, exist (especially within the commercial sectors), this data represents the best account of materials recycled within the County to date.

In sum, the revisions made to this plan will follow the same methods used in the 1999 revisions, since most of the same information is still collected and most of the information collected is still pertinent to Washington County. And from that data, future generation will be estimated in effort to assess more accurately the success or failure of current programs, and to determine the appropriate course of action for future solid waste management in Washington County.

<b>TABLE 1-1</b>	
<b>2010 Waste Categories (County Numbers)</b>	
	Municipal
	Residual
	Sewage Sludge
	Infectious Wastes
	Construction/Demolition
	Ash residue

As the Washington County study area contains a varied mix of urban, residential, commercial, industrial and rural settings, the composition of municipal solid waste should parallel national composition standards. The approximations herein should adequately support regional solid waste planning for Washington County. Based on information provided in the Municipal Waste Management Annual Progress Reports, some specific waste generation figures and municipal hauler contracts were identified to determine waste generation amounts for specific collection populations to calculate a per capita residential waste generation rate for the county. Also, all sixty-six (66) municipalities in the county, as well as known haulers identified in the 1999 plan, were contacted and sent a specifically tailored survey to help clarify some data and, in the case of the haulers, help determine their current status.

Based on current census data and projected population estimates, coupled with calculated average generation rates, residential waste generation may be determined for the next ten years. The 1999 revised plan explained the old method of calculating the national waste generation rate and the application of that rate being obsolete in the face of actual collection data, which in turn creates more realistic numbers. This plan will show figures from 1999 (First revised plan) in comparison to population totals from the 2000 census to indicate patterns within Washington County. Also, SPC projections have been included to give a complete overview of population trends both through census counts and forecasts therefrom. Thus, residential waste generation can be calculated into year 2030.

Estimated commercial waste generation rates have proven to be more difficult to calculate based on limited availability of reports from haulers and municipalities. Waste generation rates will be represented in the following manner: county generation will include residential, commercial, institutional, miscellaneous, construction/demolition tonnages. Additional waste streams such as infectious/chemotherapeutic, sewage sludge and residual will be delineated as separate components of the overall volume. Those classifications set forth in the 1999 revisions will be carried over to the new revisions.

Ultimately, this format should coincide with DEP waste destination reports and municipal recycling reports which will be joined with population data to derive average waste generation rates. Both current census figures and SPC population estimates will be employed in determining current and projected waste generation rates. Although landfill reports do not directly correspond to solid waste planning formats, the actual tonnages reported coupled with recycling reports formulate a more accurate assessment of solid waste flow in the county. Thus, amounts categorized as municipal, construction/demolition and sewage sludge in landfill reports will devise the waste generation rate including a component for amounts land-filled and a component for amounts recycled.

## 1.2 Population

As in the previous revision, the population base by which waste generation rates will be determined will be the household population figures in the Southwestern Pennsylvania Commission (SPC) Cycle VIII forecasts. Households represent the largest category of population estimates available and waste generation per household represents a more accurate assessment than a per capita breakdown.

The following chart compares population estimates from the 1999 plan to 2000 census and revised SPC projections to determine disparities which will impact waste generation figures.

<b>TABLE 1-2</b>					
<b>POPULATION COMPARISONS</b>					
<b>CATEGORY</b>	<b>2000 Projected</b>	<b>2000 Actual</b>	<b>2010 Projected</b>	<b>2010 Actual</b>	<b>2030 Projected</b>
Household Population	227,262	197,556	198,169	201,895	245,055
Total Population	231,903	202,897	203,510	207,820	250,980

The 2000 projection was brought in from the 1999 plan to show the comparison between those numbers and the 2000 Census actuals. As stated, the household and population projections from the 1999 revision were high, especially 2000 estimates. These numbers reflect the change in growth that was seen in the original plan from 1989 to the 1990 Census. Using the same logic, the 2010 projected and 2030 projected are derived from the comparison between the 2000 projected and 2000 actuals. The projected change in growth is adjusted to match the rate of growth that occurred. Upon the receipt and review of the 2010 Census countywide population count, there is a discrepancy shown between the projected and actual numbers. The 2010 actual countywide numbers will be used give the most accurate data.

Although municipal breakdowns will not be the format utilized in this revision, the following two exhibits will be included to illustrate the differences between the 1999 plan and this revision.

**TABLE 1-3****SPC Cycle 9 Forecast - Washington County Municipalities**

<b>Municipality</b>	<b>2015 Forecast</b>	<b>2030 Forecast</b>
Allenport	537	582
Amwell	3,739	3,950
Beallsville	466	472
Bentleyville	2,532	2,874
Blaine	690	961
Buffalo	2,037	2,299
Burgettstown	1,388	1,428
California	4,593	5,779
Canonsburg	8,985	11,004
Canton	8,299	8,680
Carroll	5,534	6,139
Cecil	11,264	19,690
Centerville	3,241	3,425
Charleroi	4,097	4,020
Chartiers	7,493	9,862
Claysville	771	1,052
Coal Center	139	163
Cokeburg	630	638
Cross Creek	1,556	1,652
Deemston	719	709
Donegal	2,449	2,513
Donora	4,677	4,565
Dunlevy	381	426
East Bethlehem	2,353	2,520
East Finley	1,392	1,497
EastWashington	1,694	1,667
Elco	299	297
Ellsworth	1,019	1,071
Fallowfield	4,321	4,695
Finleyville	461	500
Green Hills	29	43
Hanover	2,673	2,905
Hopewell	957	1,028
Houston	1,296	1,413
Independence	1,551	1,592

**TABLE 1-3****SPC Cycle 9 Forecast - Washington County Municipalities**

<b>Municipality</b>	<b>2015 Forecast</b>	<b>2030 Forecast</b>
Jefferson	1,162	1,226
Long Branch	447	430
Marianna	494	474
McDonald	1,750	1,850
Midway	913	974
Monongahela	4,297	4,461
Morris	1,073	1,100
Mount Pleasant	3,515	4,271
New Eagle	2,180	2,332
North Bethlehem	1,631	1,721
North Charleroi	1,258	1,248
North Franklin	4,430	4,739
North Strabane	13,202	20,377
Nottingham	3,036	4,459
Peters	20,979	29,951
Robinson	1,931	1,954
Roscoe	812	858
Smith	4,476	4,801
Somerset	2,684	2,943
South Franklin	3,310	3,272
South Strabane	9,242	13,335
Speers	1,154	1,208
Stockdale	502	510
Twilight	233	244
Union	5,700	6,612
Washington	12,166	12,258
West Bethlehem	1,460	1,642
West Brownsville	992	1,030
West Finley	878	928
West Middletown	139	145
West Pike Run	1,587	1,501
Washington County	216,538	237,699

As previously mentioned, instead of this format, this plan will follow SPC Cycle IX household population statistics on a countywide basis. However, for information purposes, Table 1-4 will show municipal breakdowns from the 2000 census, the 2010 census and year 2030 forecasts.

**TABLE 1-4**

<b>MUNICIPALITY</b>	<b>2000 Census</b>	<b>2010 Census</b>	<b>2030 Estimate</b>
Allenport	544	537	582
Amwell	3,943	3,739	3,950
Beallsville	511	466	472
Bentleyville	2,459	2,532	2,874
Blaine	597	690	961
Buffalo	2,046	2,037	2,299
Burgettstown	1,535	1,388	1,428
California	4,074	4,593	5,779
Canonsburg	8,489	8,985	11,004
Canton	8,749	8,299	8,680
Carroll	5,549	5,534	6,139
Cecil	9,739	11,264	19,690
Centerville	3,384	3,241	3,425
Charleroi	4,759	4,097	4,020
Chartiers	6,884	7,493	9,862
Claysville	660	771	1,052
Coal Center	134	139	163
Cokeburg	705	630	638
Cross Creek	1,666	1,556	1,652
Deemston	801	719	719
Donegal	2,413	2,449	2,513
Donora	5,505	4,677	4,565
Dunlevy	377	381	426
East Bethlehem	2,522	2,353	2,520
East Finley	1,468	1,392	1,497
East Washington	1,930	1,694	1,667
Elco	339	299	297
Ellsworth	1,075	1,019	1,071
Fallowfield	4,412	4,321	4,695
Finleyville	459	461	500
Green Hills	18	29	43
Hanover	2,703	2,673	2,905
Hopewell	992	957	1,028
Houston	1,308	1,296	1,413
Jefferson	1,218	1,162	1,226
Long Branch	539	447	430
Marianna	626	494	474

**TABLE 1-4**

<b>MUNICIPALITY</b>	<b>2000 Census</b>	<b>2010 Census</b>	<b>2030 Estimate</b>
McDonald	1,857	1,750	1,850
Midway	982	913	974
Monongahela	4,706	4,297	4,461
Morris	1,188	1,073	1,100
Mount Pleasant	3,420	3,515	4,271
New Eagle	2,262	2,180	2,332
North Bethlehem	1,746	1,631	1,721
North Charleroi	1,409	1,258	1,248
North Franklin	4,589	4,430	4,739
North Strabane	9,746	13,202	20,377
Nottingham	2,522	3,036	4,459
Peters	17,277	20,979	29,951
Robinson	2,178	1,931	1,954
Roscoe	847	812	858
Smith	4,567	4,476	4,801
Somerset	2,698	2,684	2,943
South Franklin	3,796	3,310	3,272
South Strabane	7,762	9,242	13,335
Speers	1,241	1,154	1,208
Stockdale	555	502	510
Twilight	241	233	244
Union	5,589	5,700	6,612
Washington	13,747	12,166	12,258
West Bethlehem	1,429	1,460	1,642
West Brownsville	1,075	992	1,030
West Finley	948	878	928
West Middletown	144	139	145
West Pike Run	1,925	1,587	1,581
Washington County	202,897	207,820	237,699

In sum, the population data provided by the 2010 Census and SPC Cycle IX projections will serve as the basis for estimating waste generation and recycling program goals throughout this plan.

### **1.3 Waste Generation Rate**

Landfill reports from DEP will be utilized in determining disposal tonnages for Washington County while Annual Municipal Recycling Reports will provide the recycling rates. The statistics to follow begin with year 2006, the most recent year where we find the most comprehensive response to the reports. Thus, disposal figures will begin in the same year for the purpose of employing an accurate empirical analysis, mirroring the 1999 revised plan.

Reporting requirements for landfills and municipalities have resulted in more accurate measurements from which estimates into the year 2030 will be calculated. Undoubtedly, applying national averages simply did not translate for Washington County considering the overall demographics of the county and the wide range of rural v. urban communities. As such, reported tonnages differ from previous projections as illustrated in the following table. These numbers were taken from DEP Annual Reports – County Waste Destinations, provided by the Bureau of Land Recycling and Waste Management, Division of Reporting and Fee Collection. Recycling numbers are derived from Municipal Annual Reports for the years listed. These numbers are the most comprehensive numbers for residential, commercial, and drop-off facility recycling.

<b>TABLE 1-5</b>			
<b>MUNICIPAL SOLID WASTE GENERATION AS REPORTED</b>			
<b>YEAR</b>	<b>LANDFILLED</b>	<b>RECYCLED</b>	<b>TOTALS</b>
2006	217,484.40	20,467.90	237,952.30
2007	280,891.30	13,880.70	294,772.00
2008	244,411.90	28,600.00	273,011.90
2009	218,680.20	23,193.80	241,874.00
2010	311,805.40	14,606.00	326,411.40

One possible reason for the large increase in 2007 numbers could be that county landfills were taking material (mostly contaminated soil) from an industrial site cleanup in Washington County that year. This project could have skewed the numbers for that year. The increase in 2010 can be contributed to a large amount of residual waste in that year (from 40,853.60 tons in 2009 to 131,151.50 tons in 2010). One would assume that the increase in residual waste would be from industrial processes and the increase in Marcellus Shale drilling in the region. At any rate, from these totals, a more detailed dissection of specific waste streams follows in effort to begin the process of determining current generation rates to be applied toward future projections. As such, Table 1-6 shows categories of waste as per reported tonnages.

**TABLE 1-6**

**MUNICIPAL WASTE: TONS PER YEAR\***

<b>CATEGORY</b>	<b>LANDFILLED</b>	<b>RECYCLED</b>	<b>TOTAL</b>
<b>MUNICIPAL</b>			
2006	139,024.50	20,467.90	159,492.40
2007	135,270.20	13,880.70	149,150.90
2008	135,012.60	28,600.00	163,612.60
2009	136,502.40	23,193.80	159,696.20
2010	135,040.00	14,606.00	149,646.00
<b>SEWAGE SLUDGE</b>			
2006	11,858.90		11,858.90
2007	11,361.90		11,361.90
2008	10,814.10		10,814.10
2009	9,714.20		9,714.20
2010	11,019.30		11,019.30
<b>SUBTOTAL</b>			
2006	150,883.40	20,467.90	171,351.30
2007	146,632.10	13,880.70	160,512.80
2008	145,826.70	28,600.00	174,426.70
2009	146,216.60	23,193.80	169,410.40
2010	146,059.30	14,606.00	160,665.30
<b>CONSTRUCTION/DEMO</b>			
2006	29,453.20		29,453.20
2007	35,434.00		35,434.00
2008	33,092.30		33,092.30
2009	30,408.00		30,408.00
2010	33,424.50		33,424.50
<b>TOTAL</b>			
2006	180,366.60	13,186.09	193,522.69
2007	182,066.10	14,382.61	196,448.71
2008	187,215.30	13,943.44	201,158.74
2009	199,818.40	23,193.80	223,012.20
2010	179,483.80	14,606.00	194,089.80

\*Residual, infectious, asbestos, and ash residue numbers are not included in this count.

\*\*Recycling numbers include residential and commercial counts.

To carry these numbers one step further into other categories of waste, the following chart illustrates the actual tonnages disposed during the past five years, based on DEP annual landfill reports.

<b>TABLE 1-7</b>					
<b>MISCELLANEOUS WASTES LANDFILLED</b>					
	<b>2006</b>	<b>2007</b>	<b>2008</b>	<b>2009</b>	<b>2010</b>
Residual	35,925.10	97,498.30	63,327.70	40,853.60	131,151.50
Infectious	681.00	720.60	704.10	709.20	794.90
Ash	0.00	0.00	0.00	0.00	0.00
Asbestos	541.70	606.30	1,461.10	492.80	375.20
<b>TOTAL</b>	<b>37,147.80</b>	<b>98,825.20</b>	<b>65,492.90</b>	<b>42,055.60</b>	<b>132,321.60</b>

As stated, the national averages used in the calculations simply did not directly apply to Washington County, although the tonnages truly are not extremely unreasonable. The discrepancy between the 1989 plan estimates and actual tonnages was outlined in the 1999 plan. The plan illustrated the need to recalculate the waste generation rates based on actual waste tonnages collected over the span of the 1989 plan compared to the inferences from that plan. So, to follow suit with the 1999 plan revisions, new generation rates will be calculated based on 2010 Census figures, SPC Cycle IX population projections and actual disposal reported. The Waste Generation Rate formula used is as follows:

$$\frac{\text{Waste Type Amount} + \text{Recycled Amount}}{\text{Population}} = \text{Waste Generation Rate (Total)}$$

For Landfilled Waste numbers, the above formula would be used without the recycled amount added to the equation. The amounts for each waste type were taken from the DEP annual county waste destination reports, and recycled type amounts were taken from municipal annual reports. These numbers may be incomplete due to incomplete recycling reporting, which includes yard and leaf waste recycling not being reported. Out-of-state waste destinations were not included as well due to the fact that no specific delineation of where the waste originated in the exporting state exists. At any rate, the Waste Generation Rate numbers are listed as follows:

<b>TABLE 1-8</b>		
<b>2010 WASTE GENERATION RATES</b>		
<b>CATEGORY</b>	<b>TOTAL WASTE</b>	<b>DISPOSED WASTE</b>
Municipal	0.72	0.65
Sewage Sludge	0.05	0.05
<b>SUB-TOTAL</b>	<b>0.77</b>	<b>0.70</b>
Construction/ Demolition	0.16	0.16
<b>TOTAL</b>	<b>0.93</b>	<b>0.86</b>

According to Table 1-8, the total waste generation rate in Washington County is 0.93 tons per capita per year (1860 pounds per capita per year). The amount of that waste landfilled is 0.86 tons per capita per year (1720 pounds per capita per year). The EPA national average in 2009 was 0.79 tons per capita per year (1584 pounds per capita per year). Based on this information, Washington County is generating 15% more waste than the national average.

As for recycling, the EPA national average in 2009 is 522.70 pounds of waste recycled per person per year (33.8% of waste generated). Washington County is recycling 140 pounds per person per year (7.5% of waste generated), which is far below the national average. Recycling numbers will be discussed and solutions suggested in later chapters.

#### 1.4 Required Disposal Capacity

As was the case in the 1999 revisions of the plan, the amount of landfill capacity to be reserved during this planning period will be based on the newly calculated generation rates and updated population statistics taken from the SPC Cycle VIII Forecast. Table 1-9 will illustrate the method for determining waste projections by multiplying the generation rate from Table 1-8 (.95 tons generated and .88 tons landfilled per person per year) with household population totals.

<b>TABLE 1-9</b>			
<b>2008 WASTE PROJECTIONS</b>			
<b>YEAR</b>	<b>HOUSEHOLD POPULATION</b>	<b>WASTE GENERATED</b>	<b>WASTE LANDFILLED</b>
2010	201,895	187,762.35	173,629.70
2015	211,417	196,617.81	181,818.62
2020	221,739	206,217.27	190,695.54
2025	233,079	216,763.47	200,447.94
2030	245,055	227,901.15	210,747.30

These figures indicated a need to allow for 3,985,264.90 tons of waste over the next two decades (2010 to 2030). Based on the recalculation of the waste generation rate, the numbers have decreased from the 1999 revision numbers (1999 revisions were calling for 2,664,674 tons of waste generated in 2015, as compared to 1,062,797.40 tons for 2015 using updated data). Of course, as updated population statistics and actual disposal rates become available, necessary revisions to capacities should be conducted. To clarify the determination of the above-referenced total capacity required, Table 1-10 carries the projections shown in Table 1-9 throughout each year based on the average annual population growth evidenced in the Cycle IX forecasts to extrapolate waste projections from the generation rates provided, consequently applied across a 20 year span of time from 2010 to 2030. For the purposes of this illustration, the annual projections for capacity will begin with the year 2010 to keep consistent with the SPC Cycle IX Forecast and available waste generation and complete recycling reports for the county.

**TABLE 1-10****MUNICIPAL SOLID WASTE PROJECTIONS\*  
15 Year Cumulative Capacity for Washington County\*\***

YEAR	HOUSEHOLD POPULATION	WASTE LANDFILLED	ESTIMATED CAPACITY
2010	201,895	173,629.70	173,629.70
2011	203,799	175,267.14	348,896.84
2012	205,704	176,905.44	525,802.28
2013	207,608	178,542.88	704,345.16
2014	209,512	180,180.32	884,525.48
2015	211,417	181,818.62	1,066,344.10
2016	213,481	183,593.66	1,249,937.76
2017	215,546	185,369.56	1,622,451.92
2018	217,610	187,144.60	1,614,710.20
2019	219,674	188,919.64	1,811,371.56
2020	221,739	190,695.54	2,002,067.10
2021	224,007	192,646.02	2,194,713.12
2022	226,275	194,596.50	2,389,309.62
2023	228,543	196,546.98	2,585,856.60
2024	230,811	198,497.46	2,784,354.06
2025	233,079	200,447.94	2,984,802.00
2026	235,474	202,507.64	3,187,309.64
2027	237,869	204,567.34	3,391,876.98
2028	240,264	206,627.04	3,598,504.02
2029	242,659	208,686.74	3,807,190.76
2030	245,055	210,747.30	4,017,938.06

\*Population estimates in-between the calculated forecasts made by SPC were achieved by taking the difference in population change and averaged over 5 years to meet the trend set by these forecasts.

\*\*Capacity accumulation is estimated by multiplying the yearly household population by the waste generation rate (See Table 1-8), then added to the previous year's capacity.

## 1.5 Origin of Waste

The various categories of waste generated have been discussed at length in the previous pages. However, a brief illustration of the origins of these wastes should provide a complete overview of the basic premises on which this plan is written. All data was collected from 2006 Census data, as well as 2006 Economic Census data, and Department of Environmental Protection data.

Residential: 81,130 occupied housing units

Commercial: 3,619 average quarterly employing units

·Transportation and public utilities.....	125
·Wholesale trade.....	330
·Retail trade.....	653
·Finance, insurance and real estate.....	398
·Services.....	2113

Municipal: 300 average quarterly employing units

Institutional: 163 total units

·Hospitals.....	3
·Extended care facilities.....	88
·State hospitals.....	1
·Outpatient care centers.....	27
·Correctional facilities.....	1
·Schools.....	43

Septage waste can be assessed through an inventory of septage haulers and sewage treatment plants in Washington County. Six haulers are located in Washington County, although the proximity to West Virginia, Westmoreland County and Allegheny County encourage haulers from these areas to service Washington County residents as well. Treatment plant numbers are from the Department of Environmental Protection List of Licensed Plants.

### Septage haulers in Washington County:

Hapchuck, Inc.	Payless Septic Service
Long Sanitation Service	Shipman's Sanitary Service
Ohio Valley Septic Service, Inc.	Vincenty Sanitation

### Sewage Treatment Plants in Washington County:

·Municipal.....	7	Privately owned facilities.....	34
·Authorities.....	24	County owned facilities.....	1
·Single family facilities.....	17	Associations.....	1
·Public school districts.....	7		

In 1998, focus turned toward land application of sludge for agricultural utilization. At the time, two farms in Deemston Borough have pursued this avenue. It seemed that biosolid fertilization will eventually become a conventional procedure for a large percentage of farmers. However, contrary to popular belief, the method fell out of favor in the county. Today, two sewer treatment facilities are permitted to provide sewer waste for

agricultural purposes: Williamstown Sewer Treatment Plant, a part of the Lower Ten-Mile Joint Authority, which services Greene County, and the Mon Valley Sewage Authority, which works with Westmoreland and Indiana Counties. There are no farms in Washington County that utilize sewer sludge for agricultural purposes.

Infectious/chemotherapeutic waste has been researched through identification of the generators listed below, which represents the most accurate assessment available via Pennsylvania Center for Workforce Information and Analysis records.

Infectious waste generators:

·Hospitals.....	3	Doctors.....	162
·Extended care facilities.....	88	Dentists.....	93
·State hospitals.....	1	Veterinarians.....	22
·Outpatient care centers.....	27	Funeral directors.....	28

The destination of these wastes is varied due to the vast number of infectious/chemotherapeutic waste haulers licensed in Pennsylvania. A complete listing of all those licensed to operate within the state is included in the appendix of this plan. Since Washington County does not license any haulers, and those municipalities involved with licensing do not include infectious haulers in their requirements, tracking exact destinations is problematic. Canonsburg hospital is the only facility listed with the Department of Environmental Protection as a processing facility. One infectious waste transfer facility is located in Washington County, Weavertown Transfer in Canonsburg. In the meantime, forty-four other infectious waste haulers are licensed in Pennsylvania, according to DEP licensing records.

Since the national average of infectious waste generation in hospitals is 8.5 pounds per patient per day, and the three Washington County hospitals are generally considered small facilities, the national average should closely correlate to generation within Canonsburg, Monongahela and Washington Hospitals. The total number of patient beds for all three facilities is 602 resulting in a yearly generation rate of 1,867,705. However, that amount produced within the other areas of potential generation cannot be summarily calculated based on averages. Nevertheless, generators and haulers have been identified for reference purposes if needed in the future.

Ash from resource recovery facilities represents a commodity not generated within Washington County as no such facilities are currently in operation. Duquesne Light does generate fly ash from their activities but none of the ash is deposited in any Washington County landfill as per waste destination reports from DEP. In this regard, one fly ash industrial waste site is currently operating in Washington County which is also identified in the appendix of this report.

At the present time, Washington County hosts two permitted residual waste processing facilities in addition to a number of generators and two landfills also permitted to accept residual wastes. All of the different facilities discussed above are listed in the appendix to demonstrate the ability of Washington County to maintain, process, and properly dispose of the bulk of the overall wastestream produced within our borders.

Residual waste has recently been identified as an increasing commodity and tracking issue by generators due to more stringent DEP regulations. The “cradle to grave” tracking requirement of residual waste generated by manufacturers and industry tends to create logistical problems for the generators to maintain records on each hauler; the final destination of the waste and the actual processing of the waste at that facility. Since this is a regulatory issue, the County Waste Management Plan cannot alleviate the burden

on generators but, rather, illuminate the inherent problem for review by the appropriate state officials. In any case, the total residual waste generated in Washington County was 793,212.00 tons while the total amount disposed in Washington County landfills was 22,787 tons in 2008, the latest data available. Thus, Washington County exports most residual waste to out-of-county facilities. A complete inventory of permitted residual waste generators is included in the appendix of this plan.

There is one commercial hazardous waste site in Washington County. This site has “New Landfill” status, with phase I approved by the DEP. Again, all the sites listed in this section are permitted by DEP only; there may be other sites in the county that receive these various types of wastes, but aren’t permitted to store that waste. These sites may act as a way station for this waste on its way to its final storage site.

One relatively new waste generator in Washington County is the Oil and Gas Exploration Industry, which creates residual wastes from processes that they use to find and extract natural gas from the expansive Marcellus Shale strata formation. Washington County sits in the midst of the rock formation, and oil and gas extraction is expected to be one of the largest and fastest growing industries in Washington County. Landfills are already accepting residual wastes from these sites, which is handled as any other type of residual waste.

Finally, leaf and yard waste is being diverted from the wastestream by curbside collections and through the use of municipal compost sites. Currently, at least two separate sites are being hosted in Monongahela and Donora, along with the North Strabane multi-municipal site and through curbside collections within most DEP-mandated recycling communities. Please see the Recyclables Section for more details on these sites.

In sum, as in 1998, the current program reduces the amount of waste to be disposed and/or processed due to the success of recycling and the availability of alternatives. Despite the positive status of waste reduction, more must be encouraged over the next ten years to continue to divert more commodities and/or greater amounts from the overall wastestream. Through efforts of the multi-municipal composting site and smaller local composting sites, a decline in yard waste and food processing waste have been noticed, and there has been a steady stream of leaf and yard waste reported to the county from the host municipality since its inception and opening. As more communities develop these types of programs, or utilize existing programs, increases in yard and leaf waste composted should be realized. In that regard, the concentration of this plan and the efforts of Washington County and the municipal governments should be waste reduction and increased recycling efforts through joint curbside contracts and remote drop-off locations in areas where curbside programs are not feasible.

At the present time, Washington County averages a 7.5% recycling rate (not including yard and leaf waste figures), a significant drop from the 1998 average of 20%, and obviously must be improved to equal or exceed the mandated 35% rate during the next ten years. This drop is partly due to DEP mandated municipalities that fell below the 5,000 population threshold, and those municipalities opted out of the program, as well as a general lack of participation in some mandated municipalities. One way the county is hoping to increase numbers is to open more avenues of recycling to its citizens through annual collections, permanent drop-off site development in conjunction with non-mandated municipalities, and an overall more proactive approach to recycling promotion, education, and execution.

To reach this goal, the two priorities mentioned in the previous paragraph must be aggressively pursued, as well as the proposed strategies. More frequent curbside collections and larger recycling receptacles could help to increase recycling tonnages due to increased space for storage by residents, thus reducing the amount of recyclables disposed in the wastestream because of limited storage space. Washington County represents a vast geographical area with a widely dispersed population base. As such, recycling programs do not represent an economically feasible venture for many local governments.

However, it remains the contention of the County that a large number of these municipalities could participate in cooperative intermunicipal contracts for the collection, processing and marketing of

commonly recyclable materials generated by their residents. Previously, it was suggested that the county should be divided into sectors (northwest, central, Mon-valley and southern) to group geographically close and economically similar municipalities for the purpose of negotiating joint contracts for waste collection, recycling and many other projects not directly related to solid waste. While the concept of joint municipal partnerships are still being endorsed, a better division in the county has been found to be between rural and urban sectors, since most collections occur in high-populated areas, based on DEP mandates. In this regard, intermunicipal waste management has not been feasible because the cost would be exponential, due to the fact that the cost would be proportional to the lower density populations in these municipalities. The most feasible option for recycling in non-urban municipalities would be regional drop-off sites. Washington County is currently working on developing a drop-off location in Nottingham Township, a rural community to the east. The county is hoping to use this as a test site to grade how successful similar sites like this would be in our rural areas in the county.

---

## **2.0 DESCRIPTION OF RECYCLABLE MATERIALS – SECTION 272.226**

### **2.1 Background Information**

As of 2010, twelve (12) mandated municipalities and five (5) voluntary municipal programs hold some kind of recycling program, offering recycling of a variety of materials, including clear and colored glass, steel and bimetal cans, aluminum cans, PET and HDPE plastics, corrugated paper, office paper, newsprint, magazines, junk mail, leaves and yard waste. At the time of this plan, 2010 recycling numbers have been reported. Based on those numbers, Washington County is recycling 7.5% of total waste generated, far short of the goal of 35% set by the state. This number is based solely on reporting municipalities, and does not include yard and leaf waste in the diversion stream.

As of January 1, 2011, the following municipalities have adopted some form of recycling for residents, or have begun the planning process for a recycling program:

<b>Mandated</b>	<b>Non-Mandated (Volunteer)</b>
California Borough	E. Washington Borough (curbside)
Canton Township	McDonald Borough (curbside)
Canonsburg Borough	Nottingham Township (drop-off site)
Carroll Township	North Franklin Township (yardwaste)
Cecil Township	Monongahela City (yardwaste)
Chartiers Township	Multiple drop-off sites (fundraising)
Donora Borough	
N. Strabane Township	
Peters Township	
S. Strabane Township	
Washington City	
Union Township	

Commodity prices by region are listed in Table 2-1. The types of materials and weight of items recycled in Washington County are illustrated in Table 2-2 and 2-3. Municipal tonnages and drop-off tonnages were submitted by municipalities in the recycling reports and a solid waste survey completed annually. Commercial recycling tonnages were derived through municipal reporting as well, using DEP sanctioned reporting forms, as well as commercial entities reporting directly to the DEP Region, and then that information is disseminated to the municipal level. Tonnages were reported to each municipality by the contracted waste hauler for that community.

Basic program information is also included in Tables 2-4 to 2-9 showing recycled commodities throughout the county and municipal tonnages, and drop-off facilities and curbside municipalities are in two maps.

**Table 2-1**

**Recyclable Commodity Prices – Northeast Corridor 2000 – 2009\***

	DATE	2009	2008	2007	2006	2005	2004	2003	2002	2001	2000
COMMODITY											
Steel Cans (Sorted, cubed, \$ per ton delivered)		\$100	\$187	\$195	\$165	\$148	\$45	\$26	\$7	\$11	\$21
White Goods** (loose) per ton		\$92	\$64	\$55	\$55	\$45	—	—	—	—	—
Aluminum cans (Sorted, baled, per ton, delivered)		\$1100	\$1720	\$1735	\$1615	\$1274	\$760	\$640	\$613	\$640	\$740
PET (Baled, per ton picked up)		\$194	\$333	\$335	\$300	\$414	\$320	\$220	\$140	\$200	\$240
Natural HDPE (Baled, per ton picked up)		\$412	\$728	\$663	\$675	\$642	\$460	\$340	\$280	\$240	\$380
Glass Flint \$ Per ton		\$22.50	\$27	\$27	\$22.50	\$23	\$26	\$21	\$21	\$23	\$28
Glass Amber \$Per ton		\$9	\$13	\$13	\$11	\$11	\$11	\$9	\$9	\$13	\$21
PS1 Soft Mixed Paper**		\$38	\$74	\$89	\$49	\$56	—	—	—	—	—
PS6 News		\$32	\$71	\$81	\$52.50	\$65	\$29	\$10	\$7	\$1	\$9
PS11 Corrugated Containers		\$55	\$102	\$115	\$72.5	\$79	\$34	\$17	\$11	\$3	\$34
PS37 Sorted Office Paper		\$125	\$208	\$184	\$114	\$106	\$36	\$32	\$21	\$17	\$38
* Northeast Corridor consists of Pennsylvania, West Virginia, Virginia, Connecticut, Massachusetts, Rhode Island, New Hampshire, Vermont, Maine, New Jersey, Maryland, Delaware, and the Greater New York City Metro Region of New York.											
**Incomplete data for these commodities.											

Source: Department of Environmental Protection

The above table illustrates commodity prices in the Northeast Region for the last decade. Most prices rose steadily until 2009, when a drop occurs similar to 2002. This sudden drop in commodity prices can be contributed to the major economic downturn that occurred in late 2008-early 2009. Demand for these materials swiftly dropped in 2008 and recycling commodity prices plummeted. In 2007, commodity prices were at an all-time high, mainly due to the great demand from developing countries overseas. Prices dropped up to 50% from prices the previous year within a matter of months. Large drops in PET plastics (\$333 to \$194), aluminum cans (\$1720 to \$1100), and corrugated containers (\$102 to \$55) suggest a high supply of these products after 2008 with no market demand for it.

One innovation to come to the county and region is the incorporation of Single Stream recycling, where participants don't have to segregate their recyclable materials. This method of recycling, in theory, would make recycling more convenient for participants, thus increasing the recycling rate. The practice has been

implemented in the county buildings, with the recycling rate being measured by the frequency of material removal by our contracted waste hauler. Surprisingly, the rate of removal remains the same as before Single Stream was implemented; however, removal of waste and recyclables are on the same contract. So, even though the rate/frequency of volume hasn't changed enough to warrant an increase in service, recyclable material removal has increased and waste removal has decreased. Again, for this method of recycling to show an impact in the reduction of waste landfilled, education of the public and enforcement of the program must be pursued.

Another area observed that shows an increase in recycling is the electronics sector (E-cycling). Due to the increased advances and high turnaround of technology, many discarded electronic devices (i.e. computers, cell phones, PDA's, and peripheral devices) were being put into the waste stream. These items contained many hazardous materials, such as heavy metals and cancer causing materials. This led to increased efforts in diverting these items from the waste stream and responsibly recycling them. However, due to overseas demand for some of the materials that make up the components of these devices, many were being shipped to developing countries, where they were stripped of the desired materials, and the rest put into landfills. There they would be mishandled by poorer citizens, causing the remaining volatile materials to be released into the environment. This resulted in birth defects and increased occurrences of diseases caused by those materials. The EPA, along with state and local agencies, has curtailed the exportation of those devices to those countries.

Washington County has worked with our current partner, JVS Environmental, for all of our recent county-hosted electronics collections. The company is DEP certified and licensed. The current E-cycling program for Washington County consists of an annual collection event for the county. The program is being expanded to accommodate other regions of the county that may not participate due to distance from the collection site. The collections have been successful, keeping over 20,000 pounds of material out of the waste stream. The county would also like to expand the variety of collections, and has already held a Household Hazardous Waste Collection, and plan to hold similar events in the future.

## 2.2 Estimated v. Actual Amounts Recycled

While the 1989 Plan projected tonnages for certain commodities to be recycled by municipal programs, the 1999 plan did not make any assumptions as to the future of recycling in Washington County due to fluctuating commodity prices at the time. Since recycling totals have been reported to the county since the original inception of the Plan, the need to estimate totals for municipalities has diminished. No projections were made in the 1999 Waste Management Plan for the duration of that revision, so there isn't any data to compare to actual tonnages. This plan will continue to require municipalities that recycle to report to the county for reporting purposes.

Table 2-2 gives a more precise look at materials collected in municipal curbside collection programs in Washington County from 2003 to 2008 to give the reader a more focused view into what materials are most-recycled in the county, as well as where more emphasis can be put to increase tonnages.

Material	2004	2005	2006	2007	2008
clear glass	243.4	230.2	162.9	368.3	379.3
green glass	121.8	53.3	74.9	100.5	79.7
brown glass	31.2	60.2	32.9	24.3	50.5
mixed glass	133.2	126	126.5	233.1	358.4
aluminum	73.2	69	42.4	74.2	75.9
steel-bimetal	178.4	191.9	212.1	345.4	360.3
office paper	51.9	5	7.5	85.1	0
newsprint	1409.1	1023.1	483.4	504.7	245.6
cardboard	916.9	0	77.9	1657.7	41
PET	69.2	60	71.3	120.1	124.9
HDPE	46	45	34.3	100.1	105.8
mixed plastic	48.5	138.9	23.7	7.4	12.1
leaf and yard waste	783.2	2605.7	1291.7	1812.7	2746
commingle	35.9	193.9	748.9	345.1	559.1
rag/textile	0	0	0	0	0
tires	0	0	0	0	0
mixed metal	33.8	0	0.6	0	0
kraft bags	0	0	0	0	0
mixed paper	0	133.9	19.2	21.1	0
polypropylene	0	10.3	0	0	0
clothing	0	0	0	0	0
furniture	0	0	0	0	0
white goods	0	0	0	0	0
used oil	0	0	0	1.9	0.9
aluminum scrap	3.1	2.1	2.9	14.2	0
brass	0	0	0	0	0
copper	0	0	0	0	0
stainless steel	0	0	0	0	0
polystyrene	0	0	0	0	0
<b>TOTAL</b>	<b>4178.8</b>	<b>4948.5</b>	<b>3413.1</b>	<b>5815.9</b>	<b>5139.5</b>

\*All materials not represented in table; please visit [www.depweb.state.pa.us](http://www.depweb.state.pa.us) for full list and tonnages.

Table 2-3 illustrates the same commodities diverted through commercial and drop-off recycling programs follows.

<b>TABLE 2-3</b>					
<b>ACTUAL COMMERCIAL/DROP-OFF RECYCLING TONNAGES*</b>					
Material	2004	2005	2006	2007	2008
clear glass	19	3	8	0	6.6
green glass	7.9	0	0	0	3.6
brown glass	7.6	1.6	0	0	0
mixed glass	9.8	0	0.1	0	0
aluminum	20.4	30.8	528.7	13.4	104.5
steel-bimetal	19.3	4.4	11.8	0	1.5
office paper	315.9	304.6	267.2	228.2	1132
newsprint	31.8	13	0	0	340.2
corrugated	5871.5	5539.6	2087.9	10759.1	12500.1
PET	5.9	0	6	0	28.8
HDPE	6.1	7.3	15.7	3	0
mixed plastic	4	159	3.8	26.4	95.4
yard and leaf waste	402.6	1.5	1839.3	1530.6	0
commingle	142	167.7	551.4	715.1	7158.5
rag/textile	0	0	0	0	0
tires	0	0	0	0	0
mixed metal	23.6	67	2914	0	0
kraft bags	0	0	0	0	0
mixed paper	0	0	0	0	17.2
polypropylene	0	0	0	0	0
clothing	0	0	0	0	0
furniture	0	0	0	0	0
white goods	0	0	0	0	0
used oil	0	0	2.6	0	0
aluminum scrap	3.4	0	0	0	269.4
brass	0	0	0	0	0
copper	0	0	0	0	0
stainless steel	0	0	0	66.6	0
polystyrene	0	0	0	0	0
<b>TOTAL</b>	<b>6,890.80</b>	<b>6,299.50</b>	<b>8,236.50</b>	<b>13342.4</b>	<b>21657.6</b>

\*All materials not represented in table; visit [www.depweb.state.pa.us](http://www.depweb.state.pa.us) for full list of materials and tonnages.

As in the 1999 revision, variations in markets and reporting requirements may account for the fluctuations in program results from year to year. The drop in end markets discussed in section 2.1 provides a plausible explanation for municipal program decreased tonnages in recent years, as well as a decline in population numbers resulting in once-mandated municipalities discontinuing their recycling program (see Charleroi Borough). According to the 1999 plan, differences among commercial and drop-off recycling must be clarified based on reporting requirements and availability of information. In the initial years of recycling within Washington County, reporting on this phase of recycling was not established. Thus, the totals of "0.00" simply reflect the lack of information available for those years as opposed to a true analysis of

recycling success or failure. As recycling grew, reporting mechanisms came on line to finally develop an estimate of commercial and drop-off tonnages.

Today, more accurate tonnages from both commercial and drop off sites have been achieved through revisions to municipal reporting forms supplied by the Department of Environmental Protection which put more emphasis on itemized commodities and tonnages for separate materials. With the implementation of single stream recycling, this method may become obsolete due to the fact that no separation is required. When haulers bring materials to the facility, the truck is weighed totally to get tonnage. There is no tonnage information for the individual materials. According to Waste Management, the 8 municipalities that they service are processed at a single stream facility. As more mandated municipalities adopt this method of recycling, the separation of individual commodities will become more complex and individual tonnages more difficult to diffuse from the total.

Another discrepancy in reporting recycling tonnages is the fact that small organizations that hold recycling collections (e.g. church collections, boy scout/girl scout, etc.) may not report volumes collected to the municipalities that they are located in. The DEP states that anyone who collects recyclables must report collection weights to the host municipality. However, many of these collections are not reported. In the future, more education must be provided to ensure that all volumes are reported and included in annual tonnage reporting. Regardless, Table 2-4 below shows annual reported totals for municipal tonnages reported.

<b>RECOVERY RATES BY SECTOR (AS REPORTED)</b>				
<b>Year</b>	<b>Curbside</b>	<b>Commercial</b>	<b>Drop-off</b>	<b>Total</b>
<b>2003</b>	4,197.55	6,564.07	9.41	10,771.03
<b>2004</b>	1,822.18	5,945.07	449.40	8,216.65
<b>2005</b>	3,111.96	9,022.08	1,339.35	13,473.39
<b>2006</b>	3,431.12	6,443.84	4.19	9,879.15
<b>2007</b>	5,729.67	8,692.64	615.45	15,037.76
<b>Total</b>	18,292.48	36,667.70	2,417.80	57,377.98

In effort to give more meaning to these totals, an analysis of determinations in the 1989 Plan must be provided. Table exhibits the amount of recyclable materials thought to be available in the 1989 Plan. For enhancement, the countywide amounts are shown in addition to the tonnages for the municipalities originally mandated by Act 101 and the municipalities currently involved in curbside recycling, both mandated and voluntary. This update will also compare original mandated tonnages to where our program is today. Although the material listings are not exactly the same as reporting requirements today, it becomes evident that a larger amount of material has been identified as potentially more available than the amount that is currently being collected in the curbside programs. This discrepancy in tonnages can be partly due to municipalities discontinuing participation in the recycling programs because of population decreases, as well as more recycling municipalities are reporting in terms of Single Stream and Commingled as compared to individual commodities, so tonnages reported are most assuredly under actual tonnages recycled. The other side of the coin is the complete reporting of recycling by commercial entities in these mandated municipalities. Taking these two factors into consideration may make up for the gap in available to actual numbers, and even comparing today's numbers to 1999.

**TABLE 2-5****1989 to 2008 Comparison of Available to Actual Tonnages**

<b>Commodity</b>	<b>County-wide</b>	<b>Original Mandated</b>	<b>1999 Program</b>	<b>2008 Program*</b>
Newsprint	10,565	6,456	6,340	489.41
Clear Glass	6,471	3,956	3,885	356.07
Colored Glass	4,358	2,663	2,614	507.84
Aluminum	1,981	1,214	1,192	174.66
Steel/Bimetal	9,245	5,649	5,548	342.49
Mixed Plastic	8,584	5,245	5,152	334.12
Corrugated	16,244	9,931	9,752	4,371.06
Office Paper	5,151	3,148	3,091	455.95

\*Many amounts were reported in Single Stream or Commingled tonnages. Totals for these aggregated numbers not included.

### 2.3 Municipal Recycling

As previously mentioned, twelve (12) municipalities in Washington County have mandated curbside recycling programs. However, as reported in the 1999 revision, upon release of the 1990 census population figures, the population of the City of Monongahela fell below the threshold of the recycling mandate by the State. The 1989 Plan that had described the municipalities that would be mandated to recycle didn't have the 1990 Census numbers, which were collected after the plan was approved. Similarly, the 2000 Census showed the same type of decrease for Charleroi Borough, which promptly discontinued its curbside recycling program in 2003. Overall, the current recycling program includes the other mandated municipalities in addition to two other curbside recycling programs and a few drop-off programs for certain commodities.

In the 1989 Plan, a recycling cooperative was recommended to facilitate recycling efforts within Washington County. Although a Municipal Solid Waste Authority was considered, the final suggestion was to formulate a Municipal Cooperative of the mandated municipalities since those would represent the bulk of recycling efforts during the formative years. As reported in the 1999 revisions, once the mandated municipalities began to formulate recycling ordinances and hauling ordinances, it became evident that the cooperative would not suit the overall needs of all mandated municipalities and, thus, should not be formed with only a sampling of local governments. At that time, concentrations shifted to negotiating contracts with various haulers to service these municipalities. Washington County continues to maintain an advisory role with these municipalities to assist the implementation of recycling through sample ordinances and contracts from which the local officials could draw knowledge and ideas to devise documents to apply to their unique situations. As such, the current recycling program for Washington County includes fifteen individual programs controlled by the respective municipalities as to the materials collected, the haulers contracted and the end markets utilized. This decentralized effort has shown an increasing success rate and, thus, should not be amended.

In the past, various other municipalities provided recycling opportunities for their residents and any other individuals wishing to participate through drop-off programs controlled by either the local officials or local civic groups such as the Boy Scouts of America. As stated in past revisions of the plan, many of these smaller programs proved extremely successful as evidenced by both participation rates and diversion rates for selected materials (primarily aluminum, newsprint and mixed paper). Unfortunately,

the market decreases, along with rising fuel and transportation costs, resulted in the cessation of many of these programs since haulers could no longer provide free or at-cost service for these materials. This trend continues today, with regard to commodity prices offsetting hauling and processing fees. Of course, Washington County residents had grown accustomed to the availability of these various drop-off programs and missed the opportunity to recycle their materials. There are still a number of drop off sites in Washington County, which is illustrated in the Drop off Recycling Map included later in this section. The shortfall in drop off coverage will also be addressed in greater detail later in this section.

In the 1999 revision, those municipalities managing a curbside recycling program did collect more than the Act 101 required minimum of materials although a large number of these programs have eliminated paper collections within the past year due to the market drop. Today, many mandated municipalities have re-established some form of paper recycling, whether it is newspaper, office paper, or some other type. Many municipalities, through organizations looking for fund-raising activities, have set up Abitibi Paper Retriever drop off dumpsters. All paper types, excluding corrugated cardboard, paperboard, and hardback books, are accepted at these sites. Also, the introduction of Single Stream Recycling will help increase municipal participation. This process, which allows the individual to commingle all recyclables into one container, which will be hauled mixed and separated at a Material Recovery Facility (MRF), was brought to the region by a company called Greenstar in 2007, which overtook Recycle Management sites in Western Pennsylvania. Greenstar is a stand-alone company, so all haulers are able to transport materials to their facility. Washington County is currently working on advising municipalities with curbside recycling to convert to single-stream recycling and utilize Greenstar for material processing.

Through the life of this plan, one suggestion for increased participation was to pursue the possibility of increasing available drop-off recycling for Washington County residents and surrounding communities by providing private entities the opportunity to develop these sites in central locations. While this has happened to a degree through the Abitibi Paper Retriever Program and other drop-off sites throughout the county, the need for recycling in rural municipalities is still present. Washington County will continue to promote recycling operations through public-private partnerships and/or incentives to the private sector, new recycling businesses will be encouraged to locate in Washington County and existing facilities may expand operations by developing satellite locations for their collections.

As stated in the 1999 revisions, although the commercial lapse in recycling has been identified as one impediment to the expansion of recycling within the county, the drop-off site availability represents another. Realistically, the drop-off issue should be the primary focus of efforts since residents do, indeed, demand a more intricate network of drop-off opportunities due to the fact that although they want to “do the right thing” by recycling, convenience dictates the degree to which they actually will divert recyclable materials from their own wastestream. New opportunities for drop-off recycling are being introduced to gaps in drop-off coverage in the county. With this outlook in mind, Washington County has recently completed a permanent regional recycling drop-off facility, located in Nottingham Township. Using Federal Economic Stimulus funding, the county purchased a stationary compactor, along with all the site preparation involved with running the compactor, including utilities and security. In return, Nottingham Township is responsible for all Operation and Maintenance costs, including hauling and processing fees. The County will be using the drop-off site as a pilot site for more locations in the county with the availability of funds within the next 2 to 5 years. In any case, the following pages show the current municipal programs in place as well as the drop-off facilities available in county. Hopefully, through an aggressive effort, the next decade will show a significant increase in these programs, both curbside and drop-off.

Providing various options for voluntary recycling through drop off facilities and special collections spearheaded by the county, overall recycling increases will occur. Washington County will develop additional educational materials for municipal officials in an effort to increase municipal recycling

annually. For mandated communities, the recycling coordinator will schedule an annual meeting with the elected officials of each community to discuss their program, collect report data and encourage program adjustments to increase tonnages. For non-mandated municipalities, educational materials on recycling programs and available contract options in the county will be developed and distributed in the fall for consideration in the upcoming budget years.

<b>TABLE 2-6</b>			
<b>MUNICIPAL RECYCLING PROGRAMS AS OF 2010</b>			
<b>Municipality</b>	<b>Material Collected</b>	<b>Collection Period</b>	<b>Collector</b>
California Borough	clear/colored glass, steel/bimetal cans, aluminum cans, mixed plastic, office paper, newspapers, cardboard, leaves	twice a month	County Hauling
Canonsburg Borough	Clear/colored glass, aluminum cans, steel/bimetal cans, PET, HDPE, leaves	twice a month	Waste Management, Inc.
Canton Township	clear/colored glass, aluminum cans, steel/bimetal cans, PET, HDPE, leaves	once a month	Waste Management, Inc.
Carroll Township	clear/colored glass, bimetal cans, aluminum cans, leaves, paper	twice a month	Waste Management, Inc.
Cecil Township	clear/colored glass, steel/bimetal cans, aluminum cans, PET, HDPE, yard waste, leaves, paper, cardboard	once a month	Waste Management, Inc. / Allied Waste
Chartiers Township	clear/colored glass, aluminum cans, bimetal cans, PET, HDPE, newsprint	once a month	Waste Management, Inc.
Donora Borough	clear/colored glass, steel/bimetal cans, aluminum cans, PET, HDPE, office paper, cardboard	once a month	Waste Management, Inc.
East Washington Borough (not mandated by Act 101)	clear/colored glass, steel/bimetal cans, aluminum cans, PET, HDPE, newsprint, magazines, cardboard, yard waste	once a month	<b>Allied Waste, Inc.</b>
McDonald Borough (not mandated by Act 101)	clear/colored glass, aluminum cans, steel/bimetal cans, PET, HDPE, yard waste	weekly	Waste Management, Inc.
Monongahela City (not mandated by Act 101)	leaves	drop off	N/A
North Franklin Township	leaves	four times in November	North Franklin Township
North Strabane Township	clear/colored glass, steel/bimetal cans, aluminum cans, PET, HDPE, corrugated paper, newsprint, office paper, leaves	twice a month	Waste Management, Inc.
Nottingham Township	clear/colored glass, steel/bimetal cans, aluminum cans, plastics #1-7, all paper, cardboard	when necessary	Waste Management, Inc.
Peters Township	clear/colored glass, aluminum cans, steel/bimetal cans, PET, HDPE, newspaper, leaves	weekly	Waste Management, Inc.
South Strabane Township	clear/colored glass, aluminum cans, steel/bimetal cans, plastics #1-7, newsprint, cardboard, leaves	once a month	Waste Management, Inc.
Union Township	clear/colored glass, aluminum cans, steel/bimetal cans PET, HDPE, newspapers, cardboard	once a month	Waste Management, Inc.
Washington City	clear/colored glass, aluminum cans, steel/bimetal cans, PET, HDPE, leaves	once a month	Waste Management, Inc.

**Table 2-7****RECYCLING DROP-OFF FACILITIES AS OF 2010**

<b>Company</b>	<b>Hours of Operation</b>	<b>Materials Accepted</b>
American Battery, Inc. 75 Cumberland Avenue Washington, PA 15301 724-225-9889	Monday-Friday 8am-5pm Saturday 9am-noon	Lead, acid, sealed and rechargeable gel batteries
Assad Iron & Metal Albany Road Brownsville, PA 15417 724-785-6000	Monday-Friday 8am-3:30pm Saturday 8am-11pm	Catalytic converters, ferrous metals, non-ferrous metals, copper, brass, aluminum, radiators
Brookman Auto Parts 4 Race Street Washington, PA 15301 724-222-4260	Monday-Friday 8am-5pm	Aluminum cans, car batteries, ferrous metals, non-ferrous metals, junk cars, metal appliances
General Alloys 135 W. Wylie Avenue Washington, PA 15301 724-223-1700	Monday-Friday 8am-4pm Saturday 8am-12noon	Aluminum (cast and sheet), Aluminum cans, brass, copper, insulated copper wires and cable, lead, radiators and heater cores, stainless steel, electric motors, transmissions, steel, appliances, junk cars
Gipson & Sons 94 Route 51 South Belle Vernon, PA 15012 724-379-4722	By Appointment	Ferrous metals, non-ferrous metals, copper, brass, aluminum, stainless steel
Goodwill Industries 89 Jefferson Avenue Washington, PA 15301 724-223-0917  3492 Washington Road Canonsburg, PA 15317 724-941-5253	Monday-Saturday 9am-9 pm Sunday 11am-6pm	Clothing, furniture, small appliances, toys
Monongahela Iron & Metal 613 E. Main Street Monongahela, PA 15063 724-258-7400	Monday-Friday 8am-4pm Saturday 8am-11:30am	Non-ferrous metals, ferrous metals
Polymer Grinding & Recycling 142 Johnson Road Canonsburg, PA 15317 724-746-9481	Monday-Friday 8am-5pm	Postindustrial
Simyaks Scrap Iron & Metal 131 Knob Road West Brownsville, PA 15417 724-785-8822	Monday-Friday 8am-4pm Saturday 8am-11am	Aluminum cans, steel/bimetal cans, aluminum siding, ferrous metals, non-ferrous metals

**Table 2-7**

<b>RECYCLING DROP-OFF FACILITIES AS OF 2010</b>		
<b>Company</b>	<b>Hours of Operation</b>	<b>Materials Accepted</b>
Washington City Mission 84 W. Wheeling Street Washington, PA 15301 724-222-8530	Monday-Friday 7:30am-3:30pm	Office and computer paper, corrugated paper, household items, clothing
Arden Landfill 200 Rangos Lane Washington, PA 15301 724-222-3272	Monday-Friday 7am-4pm Saturday 7am-10am	Aluminum cans, steel/bi-metal cans, clear and colored glass, all plastics
Mail Boxes and More 123 Washington Street Washington, PA 15301 724-222-7660	Monday-Friday 9am-5pm Saturday 10am-1pm	Clean Styrofoam, packing peanuts, bubble wrap, corrugated packing boxes
Canon-Mac Metals, Inc. Four Coins Drive Canonsburg, PA 15317 724-745-6544	Monday-Friday 9am-5pm Saturday 9am-1pm	Aluminum cans, brass, copper, stainless –alloys, ferrous and non-ferrous metals
Eldersville United Methodist Church 15 Church Road Burgettstown, PA 15021 724-947-2598	By appointment	Aluminum cans, limited computer equipment, cell phones
Sears Auto Center 1500 West Chestnut Street Washington, PA 15301 724-250-2032	Monday-Friday 8am-8pm Saturday 10am-7pm	Pay-to-take tires (\$2.00/tire)
Wal-Mart Tire and Lube Express Trinity Point Washington, PA 15301 724-229-4020	Monday-Saturday 7am-8pm Sunday 8am-5pm	Pay-to-take tires (\$1.50/tire), oil
C & M Oil Recycling 1045 Coulter Avenue Monongahela, PA 15063 724-258-3553	By appointment	Junk cars
Radio Shack-Strabane Square 321 Washington Road Washington, PA 15301 724-222-5671  Radio Shack-Donaldson's Crossroads 3927 Washington Road McMurray, PA 15317 724-941-3820	Monday-Saturday 10am-9pm Sunday-12pm-5pm	Nickel cadmium (NiCad) batteries, rechargeable AA, AAA, C, D batteries (no alkaline or lead acid)
Advance Auto Parts 354 E. Maiden Street Washington, PA 15301 724-229-9366	Call for hours	Oil
Arrowhead Service 405 W. Pike Street Houston, PA 15342 724-746-2282	Call for hours  Call for hours	Oil  Oil

**Table 2-7**

<b>RECYCLING DROP-OFF FACILITIES AS OF 2010</b>		
<b>Company</b>	<b>Hours of Operation</b>	<b>Materials Accepted</b>
Budd Baer 70 Murtland Avenue Washington, PA 15301 724-222-0700	Call for hours	Oil
Corwin Jeep-Chrysler-Plymouth 133 Main Street Hickory, PA 15340 724-356-2256	Call for hours	Oil
Haw-Bottom Greenhouse 20 Haw Bottom Lane Scenery Hill, PA 15360 724-945-6565	Call for hours	Oil
Weavertown Oil Services 206 Weavertown Road Canonsburg, PA 15317 724-746-4850	Call for hours	Oil
USA South Hills Landfill 3100 Hill Road South Park, PA 15129 724-348-7013	Monday-Friday 7am-3pm	Aluminum cans, steel/bi-metal cans, clear and colored glass, PET, HDPE
Green ARC 197 Dunn Station Road Prosperity, PA 15329 724-627-5511	Monday-Friday 9am-4pm	Aluminum cans, steel/bi-metal cans, clear and colored glass, PET, HDPE, corrugated cardboard, office paper, newspaper, magazines, phone books

As noted in the 1999 revision, although these facilities provide opportunities for Washington County residents to recycle from their household if a curbside program is not available, the size of the county (863.6 square miles) limits the amount of people willing to travel to some of these sites by virtue of simple logistics. The same logic holds true today. Thus, drop-off opportunities must be expanded to allow for more centralized locations to service residents in the northwest portion of the county, the central region and the Mon-Valley region. To put the actual locations of the sites in Table 2-7 into perspective as compared to population densities within the county, the maps on pages 33-34 have been created. As stated earlier in this section of the plan, Washington County recently developed a permanent drop-off site in Nottingham Township, a centralized municipality in the Eastern half of the county. This site is funded by ARRA (Federal Stimulus) funds, under the Energy Efficiency and Conservation Block Grant (EECBG). The site was developed by the county and is operated and maintained by the municipality. These sites will fill gaps in the recycling landscape, working in conjunction with existing drop-off companies and shortening distances traveled for recycling services, as well as increasing participation.

As reported in the 1999 revision, Washington County had held various county-wide collections for residents, particularly paper collections, due to the high commodity price of paper tonnages at the time. Since 2008, Washington County had held various special collections for electronic waste and hazardous wastes. Due to the increased advances and high turnaround of technology, many discarded electronic devices (i.e. computers, cell phones, PDA's, and peripheral devices) were being put into the waste stream. These items contained many hazardous materials, such as heavy metals and cancer causing materials. This led to increased efforts in diverting these items from the waste stream and responsibly recycling them. However, due to overseas demand for some of the materials that make up the components of these devices, many were being shipped to developing countries, where they were stripped of the desired materials, and the rest put into landfills. There they would be mishandled by poorer citizens, causing the

remaining volatile materials to be released into the environment. This resulted in birth defects and increased occurrences of diseases caused by those materials. The EPA, along with state and local agencies, has curtailed the exportation of those devices to those countries. The current E-cycling program for Washington County consists of an annual collection event for the region, hosted in Washington County. The program is being expanded to accommodate other regions of the county that may not participate due to distance from the collection site.

The e-waste and household hazardous waste collections have been successful, keeping over 52,000 pounds of material out of the waste stream. Washington County has also helped promote other Hard-To-Recycle collections held by private non-profit agencies, most notably the Pennsylvania Resource Council. These collections, along with various municipal collections, help to give residents of Washington County more opportunities to recycle non-traditional wastes. Another way to help mitigate these special and non-traditional wastes would be to address these types of wastes in new contracts with haulers, specifically to ensure proper disposal of these said materials.

The following is a summary of those collections held since 2000:

- ⇒2003: Magazines, catalogs and newsprint collected and marketed to Marcal
- ⇒June 2008: Washington Fairgrounds e-cycle collection yielding approximately 7.5 tons electronic waste and 130 gallons of used motor oil
- ⇒June 2009: Washington Mall Household Hazardous Waste collection yielding 11.5 tons of hazardous materials, including paint, oil, and household cleaners
- ⇒August 2009: Washington Fairgrounds e-cycle collection yielding 2.25 tons of e-waste
- ⇒July 2010: First-Ever Monongahela Valley e-cycle collection yielding 1.75 tons of e-waste
- ⇒August 2010: Washington Fairgrounds e-cycle collection yielding 3.25 tons of e-waste
- ⇒Peters Township holds two (2) electronics collections every year, as well as a household hazardous waste collection every other year. These collections are held for Peters Township residents only.

As noted, Washington County hopes to continue to offer recycling outlets to regional citizens.

## 2.4 Implementation

In the 1990's, to assist municipalities with the initiation of solid waste and recycling oversight and contracting, a series of sample documents were prepared and sent to all sixty-six local governments for informational purposes and/or adoption. These samples included:

### **Solid Waste Ordinance**

- Prohibit accumulation, burying and burning of garbage
- Provide for transport, processing and disposal to designated facilities
- Provide for collection by licensed contractors
- Establish fees for collection

### **Recycling Ordinance**

- Establish method and order for residents to separate for collection at least three specified materials for recycling collections

### **Municipal Solid Waste Bid Specifications**

- Municipalities chose their own contract term
- One time per week removal for residential and commercial establishments
- Collection and disposal charged as a single fee based on cost per household
- Provided for exclusivity of collection during contract term

### **Recycling Bid Specifications**

- Once per month removal
- Payment for services on cost per unit basis
- 50% proceeds from sale of material collected applied equally among customer bills
- Provided for exclusivity of collection during contract term

Each mandated municipality received these sample documents for utilization with or without amendment to suit their specific needs. Today, sixty-two of the sixty-six municipalities in Washington County report having some form of Solid Waste Regulation. As in 1999, collections tend to vary according to each municipal program as shown in Table 2-6. Total costs for collection, separation and marketing vary among municipalities according to contractors and materials collected. Rates for recyclable collections and municipal solid waste collections are combined into one contract cost without break-out for each type of collection in most cases in mandated municipalities. 1999 comparisons of rates among municipalities with and without recycling show that costs for municipalities with recycling as opposed to municipalities without recycling tend to remain comparable. At the time of the last revision, the addition of a recycling program to waste contracts did not cost additional money to local officials or residents. With this in mind, the earlier statement that recycling programs will improve and increase if markets rise may also translate to overall cost benefits whereby better market prices for recyclables should eventually reduce collection costs. In the meantime, the fact that recycling does not necessarily escalate contract costs should be enough of an assurance to municipalities to initiate recycling in the near future.

Today, the cost of transportation, along with processing fees and other incurred costs by the municipality, coupled with low commodity prices, has made the argument for municipal curbside recycling outside of mandated municipalities harder to achieve. Washington County is hoping to aid in the promotion and

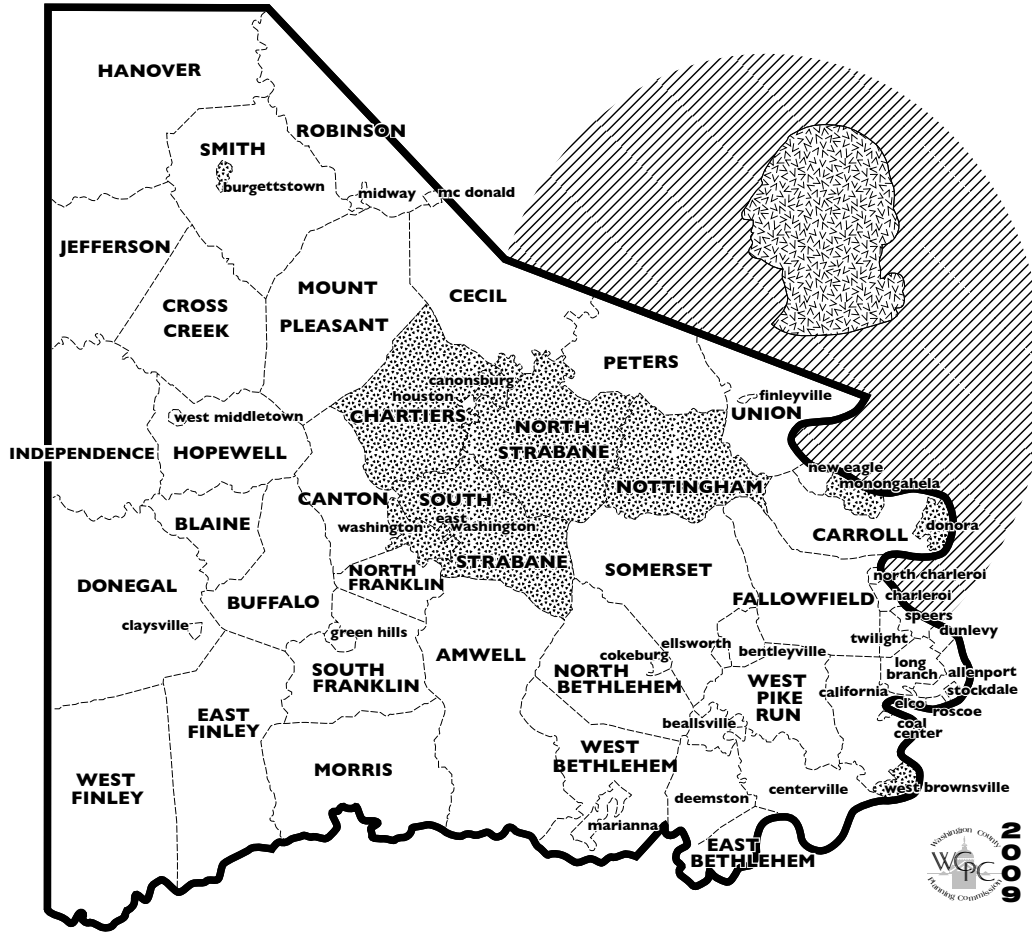
accessibility for non-mandated communities to recycle by establishing permanent drop-off sites for non-mandated municipalities in central locations around the county. The pilot site is under development at present time, and this site will service the northeastern region on the county, with Nottingham Township being the central focal point for this area. The county has received grant money to buy all equipment and perform site preparation for the municipality. The site will be owned and operated by the municipality, which will incur all operation and maintenance costs, as well as transportation and processing fees for the materials. This method of centralized drop off sites should help cover gaps in the recycling market in these non-mandated communities, and help increase recycling rates for the county.

As in the 1999 revision, it is recommended that municipal officials review previously adopted ordinances for applicability and unforeseen problems in order to revise the provisions appropriately for the next planning period. In addition, the concept of joint contracts should be investigated. In the 1999 revision, the County provided municipalities with a sample from which to work toward this goal. The County will still promote the concept of joint contracts throughout our county for both mandated and non-mandated communities.

The following maps illustrate the municipalities currently conducting curbside programs as well as the locations of the major drop-off facilities available in Washington County. A major focus of this revision will be the pursuit of additional recycling efforts to service areas currently unavailable to drop-off centers. This revision is continuing this idea by promoting existing drop-off locations in the region. The center of the county enjoys both curbside and drop-off programs to a large extent although a need still exists for another multi-commodity drop-off site such as the one located in Donora. If at least one such site would be constructed in the Washington area, a larger portion of the population could be served. Of course, the more desirable scenario includes a site in the Washington area and another in the Burgettstown area. With this philosophy in mind, the County will use the pilot permanent drop-off site in Nottingham Township to establish future sites around the county as funding becomes available.

As evidenced by the maps on the following pages, the northwestern section of the county lacks access to either curbside or drop-off recycling programs. Thus, a primary goal of this plan revision is to address this need whereby recycling will become available to this area in the near future. Considering the facts that this area remains central to West Virginia and the Pittsburgh region, growth and development should flourish within the time period of this plan. Currently, and as mentioned in previous sections, the County is preparing a permanent drop-off site in Nottingham Township. We approached Nottingham with this project due to a high volume of inquiry about recycling from its residents. We plan on using this site as a model to develop future sites in regions of the county with little to no recycling available to the residents, with an increased focus on the northwest. Thus, solid waste planning should be proactive to anticipate future needs. Such goals will be discussed later in Section 4.0 of this revision.

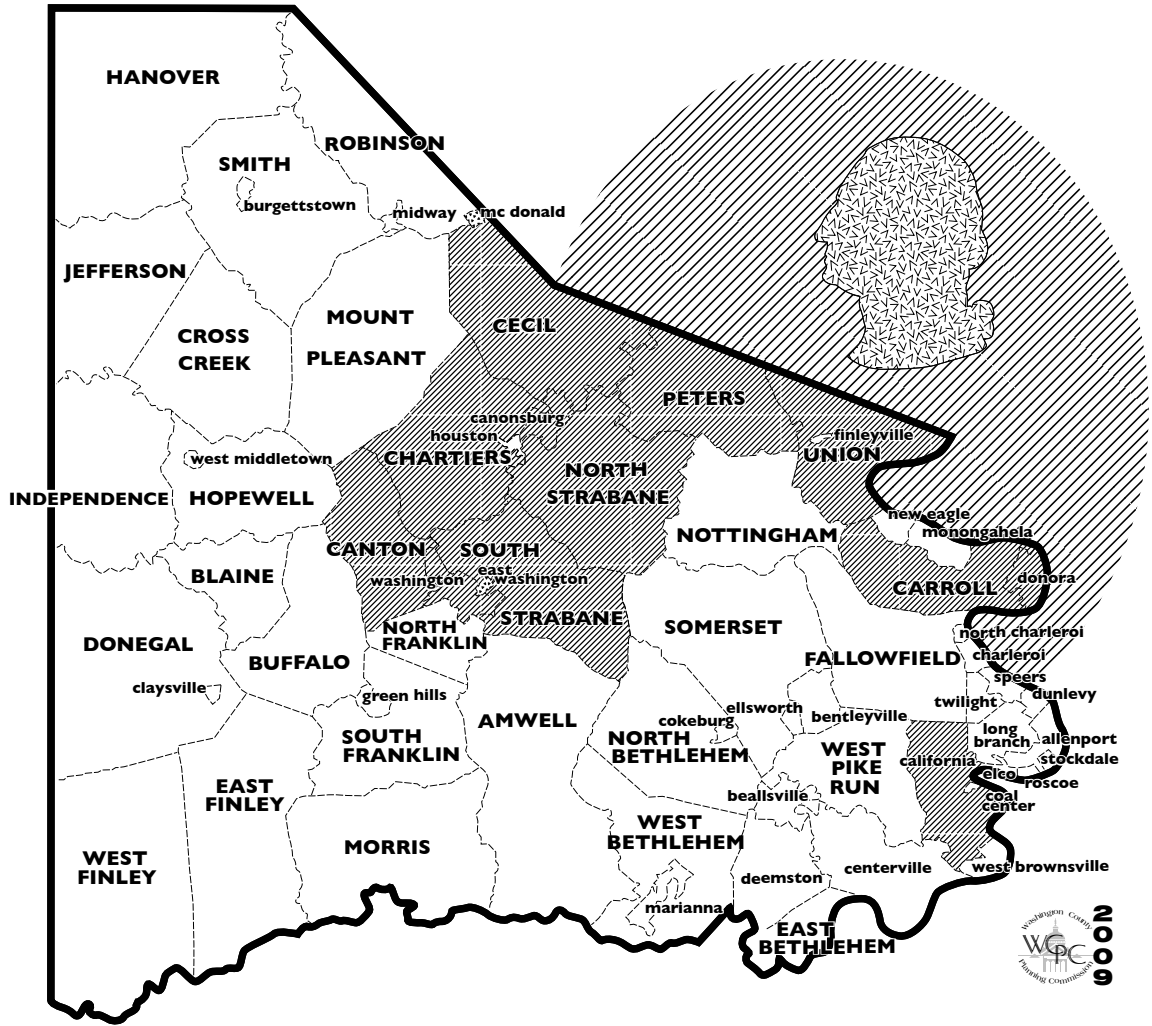
This page was intentionally left blank



# DROP-OFF RECYCLING

Burgettstown	Donora	Nottingham	Washington
Eldersville United Methodist Church	Greenstar Route 51 Iron & Metal	Regional Municipal Drop-off Site	American Battery Brookman Auto General Alloys Goodwill City Mission Mailboxes & More
Canonsburg	Monongahela	South Strabane	
Canon-Mac Metals Polymer Grinding & Recycling	Monongahela Iron & Metal, Inc. C&M Oil Recycling	Wal-Mart Auto Sears Auto Radio Shack	
Chartiers	North Strabane	West Brownsville	Various Locations
Arden Landfill	Intermunicipal Composting	Simyaks Iron & Metal	Abitibi Paper Retriever (www.paperretriever.com)

# CURBSIDE RECYCLING



prepared by: THE WASHINGTON COUNTY PLANNING COMMISSION

MANDATED		NON-MANDATED (Volunteer)	
California Borough	Donora Borough	E. Washington Borough	McDonald Borough
Canonsburgh Borough	N. Strabane Township		
Canton Township	Peters Township		
Carroll Township	S. Strabane Township		
Cecil Township	Union Township		
Chartiers Township	Washington City		

planning:jason:mwmpwc\_curbside\_recycling

## 2.5 Composting

As reported in 1999, the concept of an intermunicipal recycling cooperative was finally adopted in 1996 by eight municipalities interested in pooling resources to construct an intermunicipal composting site. Today, there are a few sites dedicated to the responsible disposal of leaf and yard waste, as well as programs in mandated and non-mandated communities to help curb the disposal of this waste in landfills.

The 1999 revision discussed the intermunicipal composting site that was built and developed in North Strabane Township. The site originally serviced Canton Township, Canonsburg Borough, East Washington Borough, McDonald Borough, North Franklin Township, North Strabane Township, South Strabane Township, and Washington City. Please see the table below for the original agreement parameters.

<b>GUARANTEED MINIMUMS COMPOSTING</b>						
<b>Municipality</b>	<b>Population</b>	<b>% total</b>	<b>Leaves (cy)</b>	<b>% total</b>	<b>Average</b>	<b>Cost</b>
Canton	9,300	15.5%	650	10.8%	13.0%	\$8,541
Canonsburg	9,400	15.7%	1,200	19.9%	18.0%	\$11,826
East Washington	2,150	3.6%	50	.8%	2.0%	\$1,314
McDonald	2,300	3.8%	50	.8%	2.0%	\$1,314
North Franklin	5,000	8.3%	1,300	21.5%	15.0%	\$9,855
North Strabane	8,200	13.7%	750	12.4%	13.0%	\$8,541
South Strabane	7,700	12.8%	1,280	21.2%	17.0%	\$11,169
Washington	16,000	26.6%	765	12.7%	20.0%	\$13,140

Today the site services Washington City, North Strabane Township, South Strabane Township and McDonald Borough. North Franklin Township and Canton Township still use the site, but are not part of the Inter-municipal Composting Cooperative (ICC). The site is still managed by AgRecycle, and member municipalities are in the same agreement that was developed. The concept of member to non-member usage is still in place, although non-member usage is limited to a certain time of the week, and is more costly than member usage. All municipalities are still responsible for their own leaf collections. This is usually done by curbside collection, conducted by various municipalities. The municipal collectors then bring their loads to the dump site, and pay a fee for dumping. AgRecycle is now permitted to take pre-and post-consumer food residuals. Pre-consumer residual is produced by commercial entities in the preparation of food products. Post-consumer residual is produced at places like school cafeterias, restaurants, sports venues, etc. In fact, about 80% of all state-reported food residuals are generated by AgRecycle. For more information, please visit [www.agrecycle.com](http://www.agrecycle.com).

Since the 1999 revision, a couple of new yardwaste sites have been permitted. One has been opened in Carroll Township and one in Donora Borough. Both sites service their respective municipalities, and Monongahela City has a verbal agreement with New Eagle Borough to utilize their composting site. Washington County Planning has attempted to facilitate other intergovernmental agreements, most notably helping California Borough to connect with Donora Borough. Unfortunately, this agreement attempt fell through at the time, because of transportation and fee issues. It is the County's hope that future agreements can be achieved between municipalities to help increase composting in Washington County.

Please find the comparison of guaranteed minimums from the original agreement with today's actual tonnages. As you can see by the totals, the majority of composting communities have lower numbers than projected in the original agreement. However, a few of the participating municipalities are performing at a higher rate than originally expected. Currently, municipalities are being contacted to solicit membership in the cooperative, which should increase volumes for the cooperative as well as lower costs for use.

<b>Table 2-9</b>		
<b>Composting ESTIMATED VS. ACTUALS (AgRecycle Site)</b>		
<b>Municipality</b>	<b>Guaranteed Minimums in cy (1999)</b>	<b>Actual Volume in cy (2009)</b>
Canton*	650	30
Canonsburg*	1200	N/A
East Washington*	50	N/A
McDonald	50	345
North Franklin*	1300	
North Strabane	750	2648
South Strabane	1280	565
Washington City	765	488

\* Not members of the ICC at time of report

Washington County will continue to help facilitate meetings and agreements between municipalities for similar sites and site cooperation.

**SECTION 3.0 DESCRIPTION OF FACILITIES – SECTION 272.224**

**LOCATION – SECTION 272.228**

**ORDERLY EXTENSION – SECTION 272.232**

Section 3.1 Facilities and Haulers

The 1999 plan included twelve landfills with which the county has signed capacity agreements. Today, Washington County has renewed these agreements with most of the landfills that were included in the last round of agreements. We are currently working towards renewing all agreements. Please see Table 3-1 for a list of those facilities.

<b>Table 3-1</b>		
<b>2010 DESIGNATED DISPOSAL SITES</b>		
<b>Facility</b>	<b>Permit Number</b>	<b>Date of Agreement</b>
<b>Arden Landfill</b> Chartiers Township Washington County	100172	Approved 2/17/2011
<b>USA South Hills Landfill</b> Union Township Washington County	100592	Approved 2/17/2011
<b>Kelly Run Sanitation</b> Forward Township Allegheny County	100663	Approved 2/17/2011
<b>BFI-Imperial Landfill</b> Findlay Township Allegheny County	100620	Approved 5/20/2010
<b>Greenridge Reclamation</b> East Huntingdon Township Westmoreland County	100281	Approved 5/20/2010
<b>Westmoreland Waste</b> Rostraver Township Westmoreland County	100277	Submitted 10/2008 Re-submitted 12/2010 Awaiting Approval
<b>Brooke County Landfill</b> Colliers West Virginia	SWF-1013-97	Approved 2/17/2011 Awaiting Approval
<b>Short Creek Landfill</b> Ohio County West Virginia	SWF-1034	Approved 5/20/2010
<b>Veolia ES Chestnut Valley Landfill</b> German Township Fayette County	100419	Submitted 10/2008 Re-submitted 12/2010 Awaiting Approval
<b>Wayne Township Landfill</b> Wayne Township Clinton County	100955	Approved 11/6/2008

**Table 3-2**

<b>2009 LANDFILL CAPACITIES RESERVED</b>			
<b>Landfill</b>	<b>County</b>	<b>Total Reserved</b>	<b>Percentage</b>
Arden Landfill	Washington	114,400	14.3
USA South Hills Landfill	Washington	104,000	17.7
BFI – Imperial Landfill	Allegheny	52,200	6.25
Kelly Run Sanitation	Allegheny	10,400	3.2
Greenridge Reclamation	Westmoreland	32,500	5
Westmoreland Waste	Westmoreland	30,600 (2008)	1
Brooke County Landfill	Brooke, WV	30,700	11
Short Creek Landfill	Ohio, WV	26,100	6.6
Wayne Township Landfill	Clinton	12,520	3

**Table 3-3**

<b>2009 CAPACITY COMPARISONS</b>			
<b>Landfill</b>	<b>2009 Reserved</b>	<b>2009 Capacity Used (Municipal)</b>	<b>2009 Capacity Used (Total)</b>
Arden	114,400	75,945.4	126,090.1
USA South Hills	104,000	8,791.5	10,499.6
BFI – Imperial	52,200	15,273.2	22,565.2
Kelly Run Sanitation	10,400	6,692.1	10,675.8
Greenridge Reclamation	32,500	6,979.4	9,109.0
Westmoreland Waste	30,600 (2008)	20,491.3	33,717.3
Brooke County Landfill	30,700	92.4	92.4
Short Creek Landfill	26,100	N/A	N/A
Veolia Chestnut Valley	**	2,129.7	2,149.3
Wayne Township Landfill	12,520	0	0

\*\*No Data Available

When analyzing these two charts, it is apparent that more capacity had been reserved than actually utilized for disposal of municipal solid waste over the past planning period. However, Washington County prefers not to change methodology radically as a result of this overzealous effort to guarantee adequate space at landfills since it remains an accurate contention that reserving more space than necessary allows for population growth and any unanticipated circumstances that could result in additional waste flow. One primary consideration for new agreements will be the current status of landfills currently reserving capacity for Washington County; thus, Table 3-4 illustrates the most important details to be reviewed during renegotiations.

**Table 3-4****2009 Operational Landfill Status**

Landfill Permit	Permit expiry	Permitted capacity	Capacity to expand	Total capacity	Wash Co capacity	Others capacity	Total reserved
Arden 100172	2017	2,400 TPD Qtr. Avg.	2,400 TPD Qtr. Avg. Until 2017	2,400 TPD Qtr. Avg. Until 2017	115,200	N/A	N/A
USA South Hills 100592	2019	2,250 TPD Qtr. Avg.	2,250 TPD Qtr. Avg.	2,250 TPD Qtr. Avg.	96,000	N/A	N/A
Kelly Run 100663A	2011	1,250 TPD	1,250 TPD	1,250 TPD	9,600	N/A	N/A
Imperial 100620	2015	3,200/Day	N/A	985,600	49,000	300,000	349,000
Greenridge 100281	2013	2,500/Day	N/A	650,000	32,500	200,000	232,000
Westmoreland Waste 100277	2014	26,141,974	0	26,141,974	N/A	N/A	26,141,974
Wayne Twp. 100955	2036	12,168,000	N/A	12,168,000	12,520	175,280	187,800
Brooke Co. SWF-1013-97	2014	13,500,000	11,250,000	13,500,000	100 TPD	Up to 20,000 TPM	Up to 20,000 TPM
Short Creek SWF-1034	2013	1.150/Day	N/A	351,000	5,000	50,000	55,000

Based on this information and the 10 permit issued, the expected landfill life for the two Washington County landfills is as follows:

Arden: 36 Years

USA South Hills: 85 Years

Of course, each landfill controls additional acres for expansion and may acquire additional land if necessary. Further, actual tonnages shown are based on landfill quarterly reports to DEP such as the summary 2009 cumulative report shown in Table 3-5.

<b>Table 3-5</b>								
<b>2009 County Waste Destinations in Tons of Waste</b>								
	<b>Municipal</b>	<b>Residual</b>	<b>Sewage Sludge</b>	<b>Infectious</b>	<b>Construction</b>	<b>Ash</b>	<b>Asbestos</b>	<b>Total</b>
Arden	72,037.3	45,841.1	5,314.6	675.9	10,867.8	0	0	134,736.7
Sanitary Valley	24,544.4	76,900.7	1,377.0	0	14,508.9	0	232.4	117,563.4
Greenridge	0	223.4	0	0	0	0	2.9	226.3
Seneca	5,806.5	2,484.1	1,554.8	0	340.6	0	0	10,186.0
Veolia ES	33.0	27.1	1,834.8	0	11.9	0	0	1,906.8
Northwest Sanitary	2,087.7	0	0	0	564.5	0	0	2,652.2
USA South Hills	0	7.5	0	0	0	0	0	7.5
BFI-Imperial	7,834.8	0	0	0	1,863.6	0	0	9,698.4
Kelly Run	18,619.8	5,197.7	473.9	0	4,557.3	0	139.9	28,988.7
Mostoller	4,076.4	451.3	464.2	119.0	709.9	0	0	5,820.8
<b>Total</b>	<b>135,040.0</b>	<b>131,151.5</b>	<b>11,019.3</b>	<b>794.9</b>	<b>33,424.5</b>	<b>0</b>	<b>375.2</b>	<b>311,805.4</b>

At the current time, Washington County has submitted capacity agreements with Arden, USA South Hills, Kelly Run, Veolia ES, Westmoreland Waste – Sanitary Landfill, and Brooke County Landfill. We have received completed agreements from BFI – Imperial, Short Creek Landfill, Greenridge Reclamation, and Wayne Township Landfill.

As in the 1999 revision, and based on the open market system promoted in the 1989 plan and the number of private haulers currently servicing the county, no significant change is warranted for waste hauling and disposal for the upcoming contract term. Any landfill willing to negotiate a capacity agreement and able to offer competitive fees for disposal of waste will be encouraged to compete for contracts with area haulers and local officials. Minimal adjustment will be made to the format of current capacity agreements as the system functions effectively at the present time. The formula to be applied in the creation of the new agreements will be as follows:

For each year, from 2009 to 2019, the allowable daily average as permit (ADA) will be multiplied by the % of ADA reserved for municipal waste generated in Washington County (%Res.) to determine the Daily Reserved Capacity (DRC) which will be multiplied by the estimated number of working days per year (EWD) to finally determine the Annual Reserved Capacity (ARC). The formula to be applied is:

$$ADA \times \%Res. = DRC \times EWD = ARC.$$

At the time of the 1999 revisions, a number of haulers serviced the county, many of which merged with USA Waste Services, which is now known as Waste Management. Today, as there are still small-scale haulers servicing municipal needs, most municipalities use one of three (3) larger companies. The

following tables demonstrate the haulers known to be operating within the county, the municipalities served and the landfills utilized. All updated data was obtained from phone and DEP records.

<b>Table 3-6</b>		
<b>WASHINGTON COUNTY WASTE HAULERS AS REPORTED 2009</b>		
Waste Management 200 Rangos Lane Washington, PA 15301	Waste Management 2197 Duss Avenue Ambridge, PA 15003	Allied Waste 234 Landfill Road Scottdale, PA 15683
Fayette Waste 1790 Pittsburgh Road Waltersburg, PA 15488	County Hauling 111 Conner Lane Belle Vernon, PA 15012	Lemon Refuse 7 Wilson Avenue Canonsburg, PA 15317
NC Sanitation, Inc. P.O. Box 501 New Manchester, WV 26056	Rozner's Refuse 1070 Wayne Street Washington, PA 15301	Revo Disposal 254 Revo Road Pittsburgh, PA 15236
Veolia ES P.O. Box 266 McClellandtown, PA 15458	Donald Beck Refuse Service 107 Erskine Road West Alexander, PA 15376	Kelly Run Sanitation 1500 Hayden Boulevard Elizabeth, PA 15037
David Schmalz 407 West Grant Street Houston, PA 15342	Hapchuk Sanitation 430 Fosterville Road Belle Vernon, PA 15012	Allied Waste P.O. Box 448 Carnegie, PA 15201-1502
Vincenty Sanitation 28 Vincenty Road Canonsburg, PA 15317		Canestrале Environmental Belle Vernon, PA 15012

The results of a municipal survey regarding haulers and landfill usage are reflected in Table 3-7.

<b>Table 3-7</b>		
<b>REFUSE HAULER LANDFILL UTILIZATION</b>		
<b>Hauler</b>	<b>Municipality Served</b>	<b>Landfill</b>
BFI - Allied Waste	Bentleyville, Canonsburg, N. Strabane, E. Washington, Chartiers, Cross Creek, Fallowfield, Finleyville, Peters, Robinson, S. Strabane	Imperial Landfill Arden Landfill
Kelly Run Sanitation	Carroll, Centerville, Deemston	Kelly Run Landfill
Waste Management	Amwell, Blaine, Burgettstown, Bentleyville, California, Canonsburg, Canton, Carroll, Cecil, Centerville, Chartiers Claysville, Coal Center, Cokeburg, Cross Creek, Deemston, Donegal, E. Finley, Elco, Ellsworth, Hanover, Hopewell, Houston, Independence, McDonald, Midway, Morris, Mt. Pleasant, N. Bethlehem, N. Franklin, N. Strabane, Nottingham, Peters, Robinson, Smith, Somerset, S. Franklin, S. Strabane, Union, Washington, W. Bethlehem, W. Finley	Arden Landfill  Greenridge Reclamation

**Table 3-7**

<b>REFUSE HAULER LANDFILL UTILIZATION</b>		
<b>Hauler</b>	<b>Municipality Served</b>	<b>Landfill</b>
Revo Sanitation	Cross Creek, Independence, Smith, S. Strabane, W. Middletown	Short Creek Landfill, WB
Veolia ES	E. Bethlehem, Long Branch, Twilight, Stockdale	Veolia ES Chestnut Valley
Fayette Waste	Bentleyville, Canton, Charleroi, Donora, Dunlevy, New Eagle, Speers, S. Strabane, W. Brownsville	Various
Downey Lemon	Chartiers, Houston, S. Strabane	Arden Landfill
Rozner Refuse	Canton, Morris, N. Franklin, S. Strabane	Arden Landfill
County Hauling	Beallsville, Bentleyville, California, Carroll, Marianna, Monongahela, N. Charleroi, W. Bethlehem, W. Pike Run	Sanitary Landfill
Beck Refuse	Claysville, Donegal, E. Finley, Independence, Morris, W. Finley	Short Creek Landfill, WV
NC Sanitation	Cross Creek, Hanover, Jefferson, Robinson, Smith	Brooke County Landfill, WV Imperial Landfill
Midway Borough	Midway, Smith	Imperial Landfill

As in the 1999 revision, each municipality manages its own solid waste collection program while the County guarantees capacity at various landfills for all municipal solid waste generated in these municipalities. As per a recent survey, twenty-nine municipalities contract waste collection for residents; two administer municipal collections; the others delegate the responsibility directly to residents. Fortunately, sixty-two municipalities have adopted waste ordinances to regulate waste collection and disposal for that generated within municipal borders. With the ratification of Act 90 of 2002, there has been question whether municipalities can license haulers to service the community. Act 90 states that the only entity that can distribute licenses is the state; all other licenses are considered null and void. So even if municipalities have licensing ordinances, Act 90 supersedes those licenses in favor of state licenses. Due to Act 90, municipalities should consider reviewing their Licensing Ordinances to reflect those changes. Also, two municipalities manage their own collections with borough employees, thus not requiring regulation of outside forces. Overall, local governments have responded well to their responsibilities stipulated in the 1989 Plan. The County will work to try to obtain compliance from the remaining four municipalities that have not yet adopted solid waste ordinances.

**Table 3-8****MUNICIPAL WASTE COLLECTION PROGRAMS**

<b>Municipality</b>	<b>Collection Service</b>	<b>Waste Ordinance</b>	<b>License Ordinance (nullified by Act 90)</b>	<b>Recycling Ordinance</b>
Allenport	Contract	1-15-92	1-15-92	
Amwell	No involvement			
Beallsville	Contract	2-19-90	2-19-90	
Bentleyville	Contract	11-8-90	11-8-90	
Blaine	No involvement	11-19-90	1-2-89	
Buffalo	No involvement			
Burgettstown	Contract	4-3-95	4-3-95	
California	Contract	8-20-91	8-20-91	8-20-91
Canonsburg	Contract	7-9-90	7-9-90	
Canton	No Involvement	2-12-91	2-12-91	
Carroll	Contract	3-5-91	3-5-91	
Cecil	Contract	1-19-94	1-19-94	8-7-91
Centerville	Contract	7-20-93		
Charleroi	Contract	7-10-90	7-10-90	
Chartiers	No involvement	2-26-92	9-11-91	8-1991
Claysville	No involvement	9-14-92	9-14-92	
Coal Center	Contract	4-13-91	12-11-91	
Cokeburg	Contract	3-11-92	3-11-92	
Cross Creek	No involvement	1-15-91	1-15-91	
Deemston	No Involvement	3-3-96	3-3-96	
Donegal	No Involvement		7-14-92	
Donora	Contract	8-8-91	8-8-91	
Dunlevy	Contract	12-11-90	12-11-90	

**Table 3-8**

<b>MUNICIPAL WASTE COLLECTION PROGRAMS</b>				
<b>Municipality</b>	<b>Collection Service</b>	<b>Waste Ordinance</b>	<b>License Ordinance (nullified by Act 90)</b>	<b>Recycling Ordinance</b>
E. Bethlehem	Contract	12-9-93	12-9-93	
E. Finley	No Involvement	4-9-91	4-9-91	
E. Washington	Contract	5-20-91	5-20-91	12-16-91
Elco	Contract	3-10-94	4-8-92	
Ellsworth	Contract	2-12-91	2-12-91	
Fallowfield	Contract	2-29-89	2-29-89	
Finleyville	Contract			
Green Hills	No involvement			
Hanover	No Involvement	12-20-90	12-20-90	
Hopewell	No Involvement	9-9-91	9-9-91	
Houston	No Involvement	3-11-92	3-11-92	
Independence	No Involvement	2-27-91	2-27-91	
Jefferson	No Involvement	1-7-91	1-7-91	
Long Branch	Contract			
Marianna	Contract	12-19-90	12-19-90	
McDonald	Contract	6-4-90	6-4-90	
Midway	Municipal	1-2000	4-3-91	
Monongahela	Contract	4-8-92	5-13-92	
Morris	No involvement		5-21-91	
Mt. Pleasant	Contract	4-5-2000	1-9-91	
New Eagle	Contract			
N. Bethlehem	No Involvement			
N. Charleroi	Contract			

**Table 3-8**

<b>MUNICIPAL WASTE COLLECTION PROGRAMS</b>				
<b>Municipality</b>	<b>Collection Service</b>	<b>Waste Ordinance</b>	<b>License Ordinance (nullified by Act 90)</b>	<b>Recycling Ordinance</b>
N. Franklin	No Involvement	2-23-88	12-18-90	
N. Strabane	Contract	4-13-93	12-19-91	
Nottingham	Contract	3-18-91	3-18-91	
Peters	Contract	4-9-90	4-9-90	
Robinson	No Involvement	5-31-91	5-31-91	
Roscoe	Contract	11-13-90	11-13-90	
Smith	No Involvement	12-28-89	12-28-89	
Somerset	No involvement	3-26-91	3-26-91	
S. Franklin	No Involvement	7-28-93	5-27-93	
S. Strabane	No Involvement	10-8-91	10-8-91	10-8-91
Speers	Contract	2-1-91	2-1-91	
Stockdale	Contract	3-5-92	3-5-92	
Twilight	No involvement			
Union	Contract	9-25-91	9-25-91	
Washington	Contract	1-15-98	1-15-98	1-15-98
W. Bethlehem	No involvement			
W. Brownsville	Contract	12-2007	12-2007	
W. Finley	No Involvement	10-28-91	10-28-91	
W. Middletown	Contract	4-24-95	4-24-95	
W. Pike Run	Contract	4-3-91	4-3-91	

Since the current system is both effective and acceptable by local officials and residents alike, concentration should be directed toward increasing efficiency over this planning period. A glimpse into costs associated with the current system is reflected in Table 3-8 based on information provided by local officials.

<b>Table 3-9</b>			
<b>MSW COLLECTION COST COMPARISONS (monthly)</b>			
<i>Municipalities Not Contracting Services</i>		<i>Municipalities Contracting Services</i>	
<b>Municipality</b>	<b>Cost</b>	<b>Municipality</b>	<b>Cost</b>
Amwell	\$13-15	Beallsville	\$12.06
Blaine	\$13	Bentleyville	\$5.50
Buffalo	unknown	Burgettstown	\$7.35
Canton	\$13-15	California	\$7.69
Chartiers	\$10-12	Carroll	\$6.64
Claysville	unknown	Cecil	\$8.41
Cross Creek	\$13	Centerville	\$7.00
Deemston	\$13-15	Coal Center	\$8.80
Donegal	\$13-15	Cokeburg	\$9.00
E. Bethlehem	\$11-13	Donora	\$8.00
E. Finley	\$13-15	Dunlevy	\$8.43
E. Washington	\$15-17	Elco	\$9.17
Hanover	unknown	Ellsworth	\$10.00
Hopewell	\$13	Fallowfield	\$9.46
Houston	\$13-15	Finleyville	\$10.00
Independence	\$15	Long Branch	unknown
Jefferson	unknown	Marianna	\$14.00
Midway	\$10-12	McDonald	\$9.70
Morris	\$13	Monongahela	\$7.65
Mt. Pleasant	\$10-12	N. Strabane	\$11.27
New Eagle	\$8-10	Peters	\$11-17
N. Bethlehem	\$13	Roscoe	\$7.35
N. Franklin	\$13-15	Speers	\$5.83
Nottingham	\$13-15	Union	\$9.57
Robinson	\$21	Washington	\$14.58
Smith	\$13.34	W. Brownsville	\$13.25
Somerset	\$13	W. Middletown	\$12.00
S. Franklin	\$12-15	W. Pike Run	\$8.80
S. Strabane	\$13		
W. Alexander	\$13		
W. Finley	\$15		

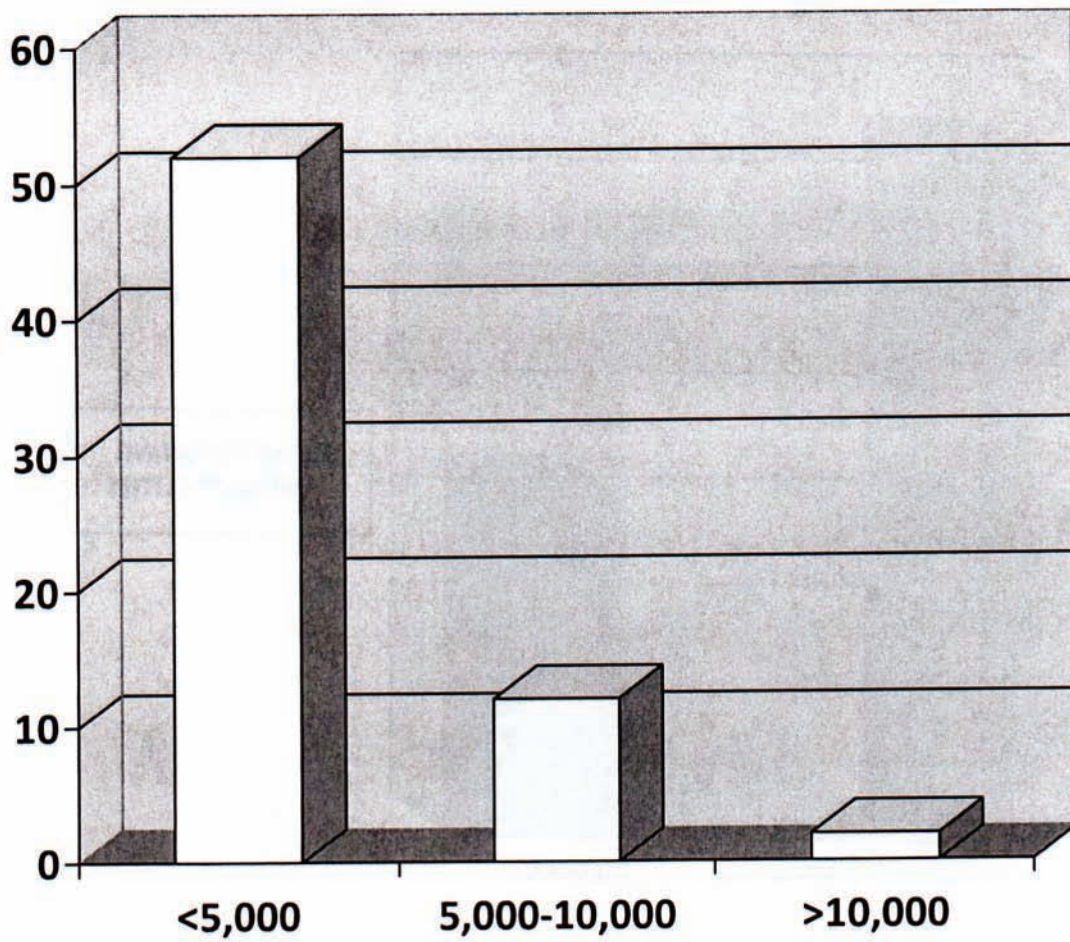
For the most part, contract collection through a competitive bid process reduces costs to the customers, thus supporting the premise that joint municipal contracts should further moderate prices.

The open-market system encouraged in this plan is designed to be competitive in the hauling, processing, and disposing of waste. This gives county residents the power to choose their waste disposal system based on a myriad of criteria, including frequency of pickup and cost of disposal.

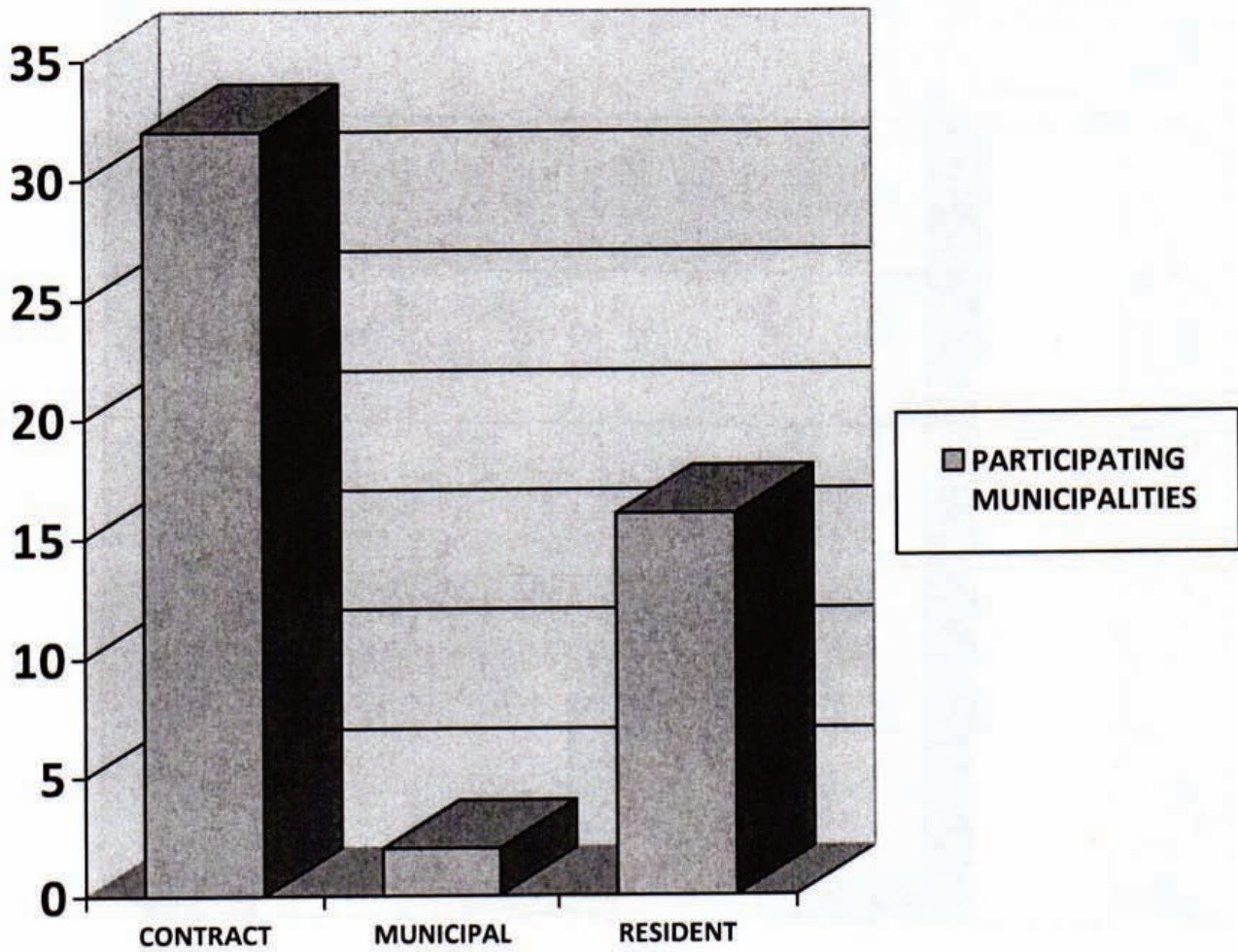
The tipping fees, or cost of disposal at a landfill, impact collections in Washington County greatly since the large number of haulers and landfills reduce these fees and foster competition for municipal waste contracts. In this regard, joint municipal solid waste contracts should further reduce overall costs to residents based on this same logic. Obviously, if a hauler can enter into one contract guaranteeing municipal solid waste from two or more municipalities and those municipalities can, in turn, benefit from lower collection fees, the concept is attractive to all involved. Washington County will continue to help facilitate these joint agreements between municipalities to help lower costs for their residents. All of the information regarding haulers, municipalities served and landfills utilized is reflected in the following maps and charts for clarification.

This page was intentionally left blank

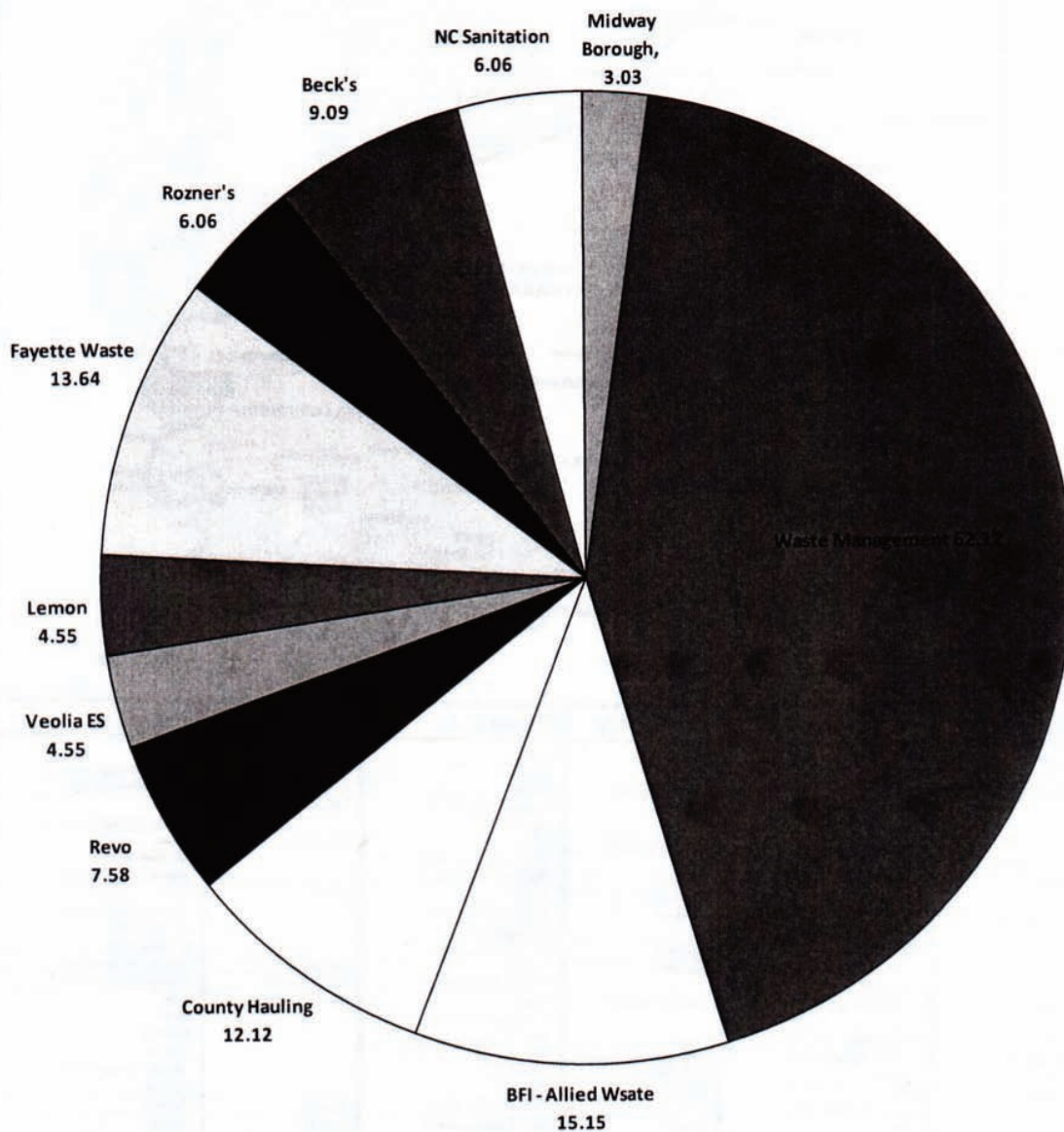
## MUNICIPAL POPULATION NUMBER OF MUNICIPALITIES



## WASTE COLLECTION METHODS NUMBER OF MUNICIPALITIES



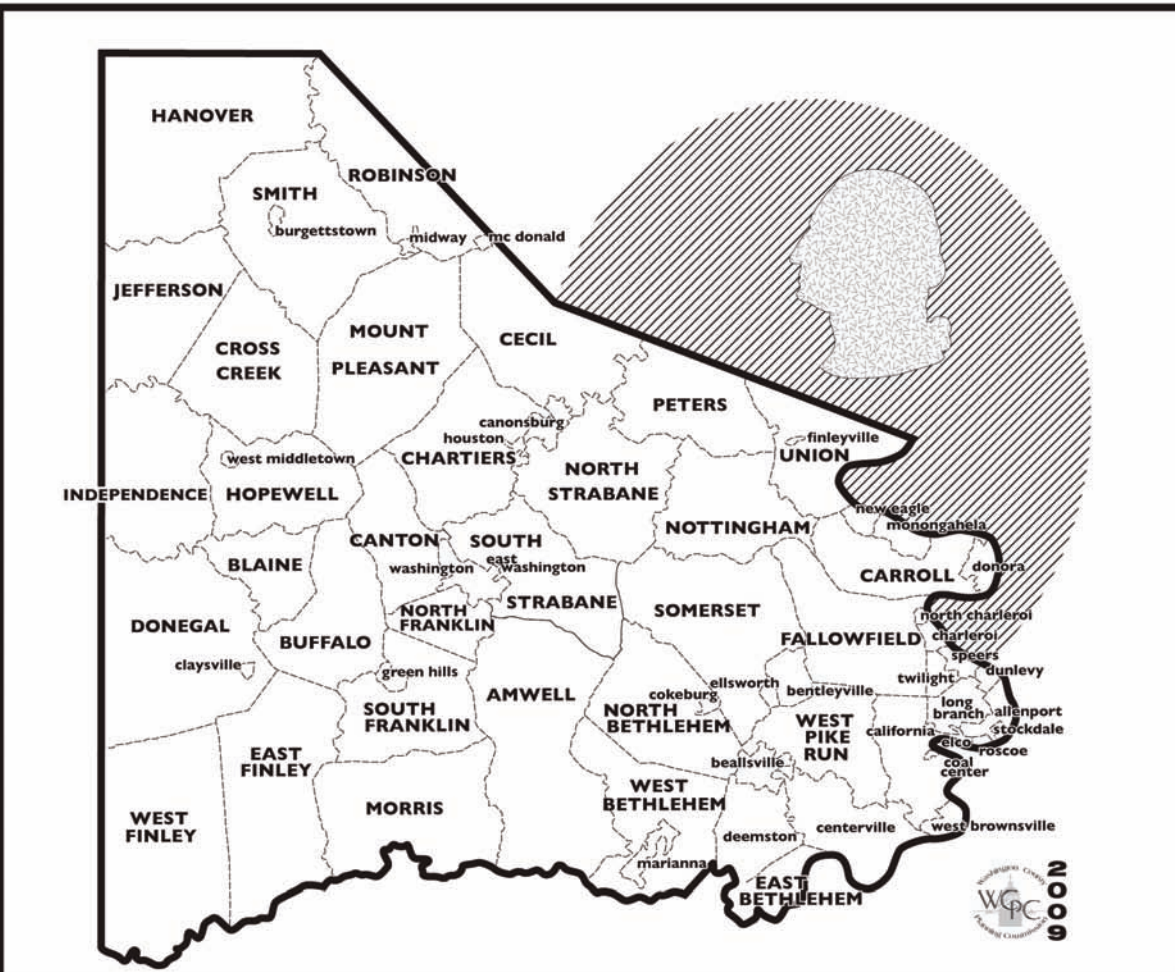
## DOMINANCE OF HAULERS PERCENTAGE OF MUNICIPALITIES SERVED



When accounting for the fact that more than one hauler services many of the same municipalities, the actual percentages would not equal 100%. In other words, when considering that the county is composed of sixty-seven municipalities, the numbers change slightly.

Waste Management dominates the market (William H. Martin and a recent merger with Kelly Run) which further supports the contention that joint contracts would benefit local governments in assuring reasonable costs for collection and disposal of municipal waste.

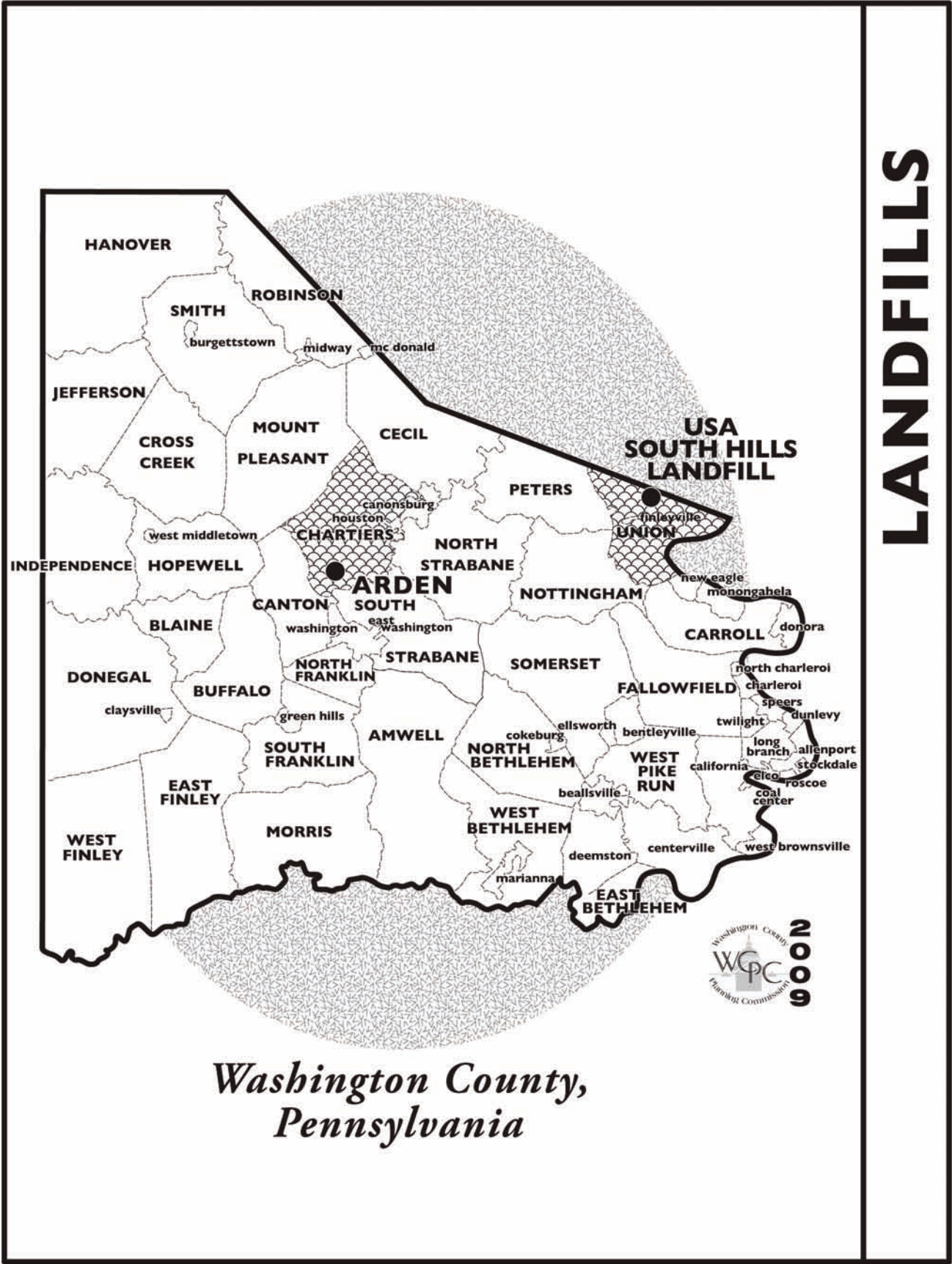
# WASTE HAULERS



prepared by: THE WASHINGTON COUNTY PLANNING COMMISSION

Municipality	Hauler List	Municipality	Hauler List	Municipality	Hauler List
Amwell	Waste Management	Donora	Fayette	North Strabane	Allied
Beallsville	County	Dunlevy	Fayette	Waste Management	
Bentleyville	Allied	East Bethlehem	Veolia	Nottingham	Waste Management
	Fayette	East Finley	Waste Management	Peters	Allied
	County		Beck's	Waste Management	
Blaine	Waste Management	East Washington	Allied	Robinson	Allied
Burgettstown	Waste Management	Elco	Waste Management	NC Sanitation	
California	Waste Management	Ellsworth	Waste Management	Waste Management	
	County	Fallowfield	Allied	Smith	Revo
Canonsburg	Allied	Hanover	Waste Management	Waste Management	NC Sanitation
	Waste Management		NC Sanitation		NC Sanitation
Canton	Fayette	Hopewell	Waste Management	Midway Boro.	
	Waste Management	Houston	Lemon	Somerset	Waste Management
	Rozner's		Waste Management	South Franklin	Waste Management
Carroll	Waste Management	Independence	Revo	South Strabane	Allied
County			Waste Management		Revo
Cecil	Waste Management		Beck's		Fayette
Centerville	Waste Management	Jefferson	NC Sanitation		Lemon
Charleroi	Fayette	Long Branch	Veolia		Waste Management
Chartiers	Allied	Marianna	County		Rozner's
	Waste Management	McDonald	Waste Management	Speers	Fayette
	Lemon	Midway	Waste Management	Stokdale	Veolia
Claysville	Waste Management		Midway Boro.	Twilight	Veolia
	Beck's	Monongahela	County	Union	Waste Management
Coal Center	Waste Management	Morris	Waste Management	Washington	Waste Management
Cokeburg	Waste Management		Rozner's	West Bethlehem	Waste Management
Cross Creek	Allied	Mount Pleasant	Beck's	County	
	Waste Management	New Eagle	Waste Management	West Brownsville	Fayette
	Revo	North Bethlehem	Fayette	West Finley	Waste Management
	NC Sanitation	North Charleroi	Waste Management		Beck's
Deemston	Waste Management	North Franklin	County	West Middletown	Revo
Donegal	Beck's		Rozner's	West Pike Run	County
	Waste Management		Waste Management		

planning:jason:MWMPWC\_waste haulers



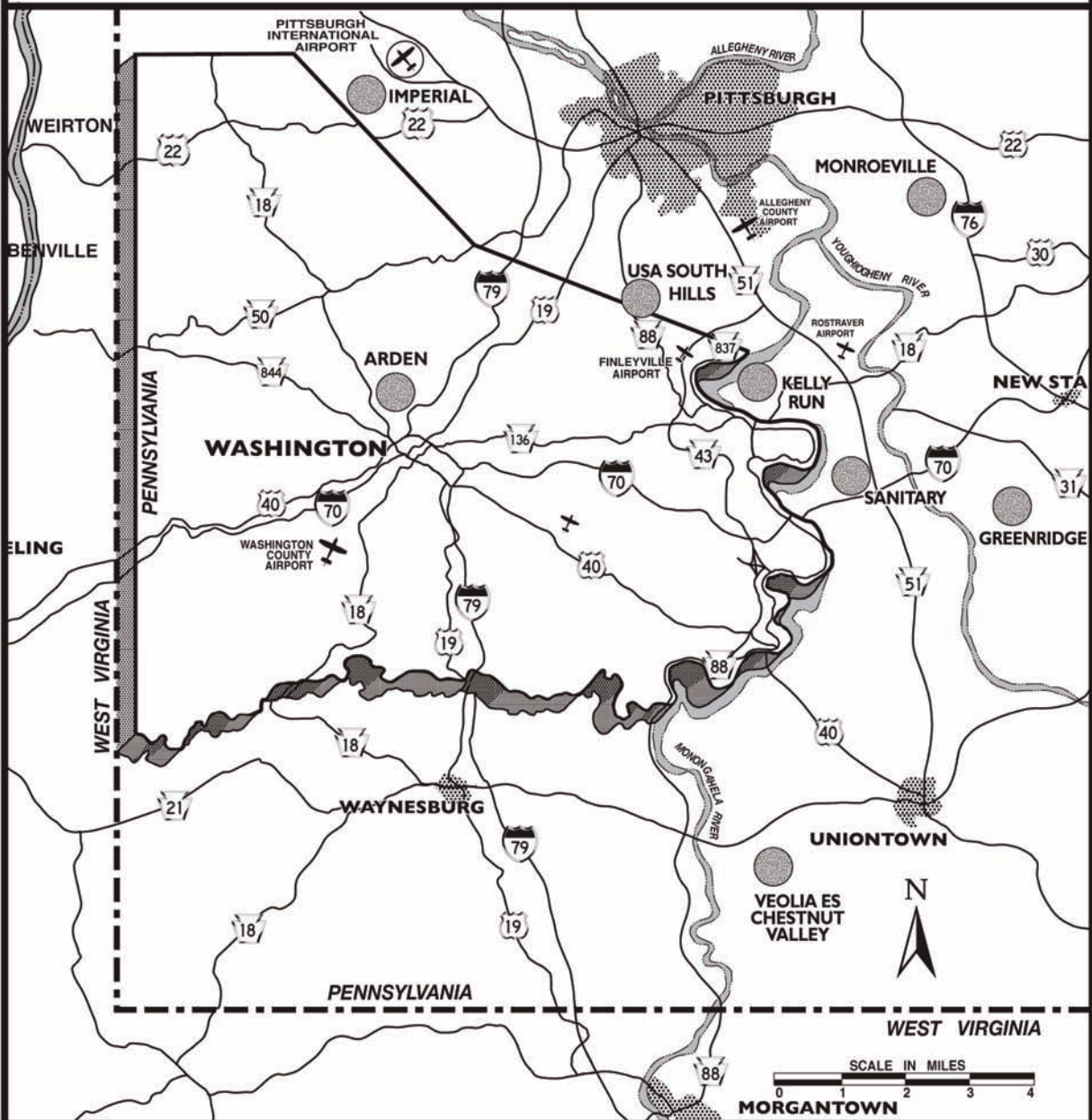
# LANDFILLS

*Washington County,  
Pennsylvania*



# REGIONAL LANDFILLS

## REGIONAL LANDFILLS





Pennsylvania Permitted Facilities				
Landfill Name	Permit	Host County	Municipality	Type of Ownership
<b>SOUTHEAST REGION</b>				
GROWS North	101680	Bucks	Falls Twp.	Private
S.E.C.C.R.A. Landfill	101069	Chester	London Grove Twp.	Municipal
Tullytown Landfill	101494	Bucks	Falls Twp. & Tullytown Borough	Private
<b>NORTHEAST REGION</b>				
IESI Bethlehem Landfill	100020	Northampton	L. Saucon Twp.	Private
Commonwealth Environmental Services	101615	Schuylkill	Foster, Frailey & Reilly Twps.	Private
Chrin Brothers Sanitary Landfill	100022	Northampton	Williams Twp.	Private
Alliance Landfill	100933	Lackawanna	Ransom Twp. & Taylor Boro.	Private
Grand Central	100265	Northampton	Plainfield Twp.	Private
Keystone Sanitary Landfill	101247	Lackawanna	Dunmore & Throop Boro.	Private
Pine Grove Landfill Inc.	101427	Schuylkill	Pine Grove Twp.	Private
<b>SOUTHCENTRAL REGION</b>				
WSI Sandy Run Landfill	101538	Bedford	Broad Top Twp.	Municipal
BFI Conestoga Landfill	101509	Berks	New Morgan Borough	Private
Rolling Hills Landfill	100345	Berks	Earl Twp.	Municipal
Comm Refuse Service	100945	Cumberland	Hopewell & North Newton Twps.	Private
LCSWMA Frey Farm Landfill	101389	Lancaster	Manor Twp.	Municipal
Greater Lebanon Refuse Authority Landfill	101544	Lebanon	North Annville & North Lebanon Twp.	Private
Lanchester Landfill	100944	Lancaster	Caernarvon Twp.	Municipal
Modern Landfill	100113	York	Lower Windsor & Windsor Twp.	Municipal
Mountain view Reclamation	101100	Franklin	Antrim and Montgomery Twps.	Private
Pioneer Crossing	100346	Berks	Exeter Twp.	Private
ESI Blue Ridge Landfill	100934	Franklin	Greene Twp.	Private
Western Berks Refuse Authority	100739	Berks	Cumru Twp.	Municipal
<b>NORTHCENTRAL REGION</b>				
Bradford County Landfill	101243	Bradford	West Burlington Twp.	Municipal
Wayne Township (Clinton County) Landfill	100995	Clinton	Wayne Twp.	Municipal
Lycoming County Landfill	100963	Lycoming	Brady Twp.	Municipal
<b>SOUTHWEST REGION</b>				
Arden Landfill	100172	Washington	Chartiers Twp.	Private
Veolia ES Chestnut Valley Landfill	100419	Fayette	German Twp.	Private
Greenridge Reclamation	100281	Westmoreland	East Huntington Twp.	Private
BFI Imperial Landfill	100620	Allegheny	Findlay Twp.	Private
J.J. Brunner, Inc. Landfill	101439	Beaver	New Sewickley Twp.	Private
Kelly Run Sanitation	100663	Allegheny	Forward Twp.	Private
Laurel Highland Landfill	101534	Cambria	Jackson twp.	Private
USA South Hills Landfill	100592	Washington and Allegheny	South Park and Union Twps.	Private
Monroeville Landfill	100594	Allegheny	Monroeville	Private
Mostoller Landfill	101571	Somerset	Brothers Valley & Somerset Twps.	Private
Evergreen Landfill, Inc.	100434	Indiana	Brush Valley & Center Twps.	Private
Shade Landfill	101421	Somerset	Shade Twp.	Private
Sanitary Landfill	100277	Westmoreland	Rostraver Twp.	Municipal
Southern Alleghenies	100081	Somerset	Conemaugh Twp.	Private
Valley Landfill	100280	Westmoreland	Penn Twp.	Private
<b>NORTHWEST REGION</b>				
County Landfill	101187	Clarion	Farmington Twp.	Private
Veolia ES Greentree Landfill	101397	Elk	Fox Twp.	Private
Lake View Landfill	100329	Erie	Summit Twp.	Private
McKean County Landfill	100361	McKean	Sergeant Twp.	Municipal
Northwest Sanitary Landfill	100585	Butler	Clay Twp.	Private
Seneca Landfill, Inc.	100403	Butler	Jackson Twp.	Private
<b>WASTE TO ENERGY</b>				
<b>SOUTHEAST REGION</b>				
Delaware County Resource Recovery Facility	400593	Delaware	Chester City	Municipal
Montenay Energy	400558	Montgomery	Plymouth Twp.	Municipal
Whellabrator Falls, Inc.	400633	Bucks	Falls Twp.	Private
<b>SOUTHCENTRAL REGION</b>				
Harrisburg WTE	100992	Dauphin	Harrisburg City	Municipal
LCSWMA Resource Recovery Facility	400592	Lancaster	Conoy Twp.	Municipal
York County Resource Recovery Center	400561	York	Manchester Twp.	Municipal

In the past, the philosophy utilized in selecting the landfills to include in the plan involved:

- Permit status
- Available Capacity
- Approval of host municipality or state
- Willingness to enter into agreement with Washington County

Although signing a capacity agreement listed a landfill in the plan, it did not grant any exclusive rights to waste generated in Washington County. Each municipality reserved the right to contract with any hauler utilizing any landfill. The primary concern of the County was to guarantee adequate capacity while still promoting an open market system.

Of course, municipalities typically oppose agreements with haulers utilizing a distant site which will, ultimately, increase costs applied to the contract. With two landfills in the county and numerous others in the area, local disposal of waste remains readily common.

As the next chapter will discuss, the basic premise of free enterprise in a competitive market prevails. All landfills requesting inclusion will be listed in addition to those within the Southwestern Pennsylvania region for information purposes regarding their availability. Waste sites will not be designated for disposal although capacity will be reserved at the two in-county Waste Management facilities: Arden and USA South Hills in addition to other facilities interested in signing agreements with Washington County. Although adequate capacity is assured through the in-county agreements, the re-negotiation of all other current agreements will be pursued. In the meantime, current agreements remain applicable until their expiration date. Washington County continues to follow this philosophy in waste disposal.

#### Oderly Extension

The assessment of the current waste management system has yielded the associated positive and negative factors involved as well as constraints and recommendations for the future. The plan remains consistent with the needs of local governments and applicable state, regional, county and local plans affecting the development, use and protection of air, water, land and other natural resources. Adequate disposal capacity is guaranteed to meet the needs of the county and provide for the orderly extension of municipal waste management systems. Recycling programs will continue to operate, and alternate recycling efforts will be pursued throughout the term of this revision. All systems in place will allow for continued growth and development of the county as a whole without jeopardizing waste management and environmental impacts therefrom.

### **4.0 SELECTION AND JUSTIFICATION – SECTION 272.227**

#### 4.1 Municipal Waste Management Program

Since the 1999 Revision to the Washington County Municipal Waste Management Plan, many of the program recommendations have been implemented. Overall, each municipality continues to regulate and control municipal solid waste collection within their boundaries per municipal collection, private collection contracts and competitively bid municipal contracts for collection by private haulers. Sixty two out of sixty six municipalities have implemented Solid Waste ordinances to establish minimum collection standards and fifty five municipalities have complementary on-lot burning ordinances as well. Washington County will continue to work with municipal officials to keep ordinances updated and/or to encourage the establishment of necessary ordinances.

Although the County does not flow control and will not flow control during the term of this plan update, capacity agreements have been secured with several landfills to ensure adequate disposal of anticipated municipal solid waste to be generated in the next ten years. Municipalities will be provided with a listing of landfills that have reserved capacity for Washington County in an effort to encourage the utilization of these sites. No county-wide ordinance is anticipated as the current system that will be continued functions well.

#### 4.2 General Program Provisions

Washington County encompasses 863.6 square miles with a population of 207,389 residing within 66 municipalities. This widespread population density and rural character of the County lends itself to individual solid waste collection programs managed on a local level. Increased joint efforts for many services and land use controls have been adopted during the course of the last ten years to increase overall efficiency and cost to residents. Moreover, the number of haulers competitively bidding for contracts has remained relatively stable despite the acquisition of some smaller haulers as others have come into the area. So, as a general rule, this open competition has allowed for a beneficial system throughout the county.

Privately owned and operated landfills are utilized as two licensed landfills are located within Washington County and several others are within a reasonable distance in Southwestern Pennsylvania as well as West Virginia. This concentration of sites renders the necessity of a public facility unnecessary.

#### 4.3 Program Recommendations

As adequate landfill space remains available and capacity agreements eliminate concerns regarding disposal, it is the consensus of municipal officials and the County that the system of local control for solid waste disposal and recycling continue. It is the strong belief of Washington County that free enterprise extends to solid waste collection and disposal whereby local governments should be afforded the opportunity to secure the lowest bid for waste services available for residents. Thus, capacity agreements will be signed by the County to reserve capacity for the municipalities. Any interested landfill operator within a reasonable distance of the county and willing to negotiate a capacity agreement will be included, although Washington County will not, in return, flow control waste to these sites. Instead, the County will maintain the position that capacity will be guaranteed for the next ten years, but municipalities may choose where that waste shall be disposed based on competitive pricing and individual contracts. Cost effectiveness and local controls represent the primary justification for selecting this system. Costs shown in chapter 3 illustrate that the current system yields comparably low costs for the various municipal solid waste and recycling programs. As the current program adequately manages solid waste collection, disposal and recycling throughout the county, no other alternatives have been pursued for this plan. Landfill capacity agreements with the two in-county facilities (Arden and South Hills) will guarantee disposal capacity for the next ten years. Nevertheless, in the interest of providing alternate options for our municipalities, other agreements are being executed. Municipalities may utilize any hauler who, in turn, may utilize any permitted site including but not limited to those under agreement with Washington County.

The location of several Pennsylvania landfills within a fifteen mile radius of Washington County in addition to those outside that geographic area but under jurisdiction of Southwestern Department of Environmental Protection renders this open system practical and effective. Additionally, two landfills within West Virginia are routinely utilized by municipalities in Washington County, prompting Washington County to execute Capacity Agreements with these facilities to continue the utilization of those facilities. Rejecting flow control allows for these landfills to continue to be utilized for economic advantages to the residents paying for collection.

Maps of local, regional and statewide landfill sites are included in this revision. Additionally, a comprehensive listing of all landfills under agreement is included as well as a listing of haulers and landfills utilized per municipality. These tools are intended to assist municipal officials in determining both the collection and disposal sites for waste generated within their jurisdiction as well as to ascertain appropriate joint efforts with bordering municipalities.

As a general rule, Washington County ensures that landfills within a close proximity to the county or within the county itself reserve capacity for waste generated within Washington County. This provides municipal officials the best opportunity for competitive fees. However, other sites that requested capacity agreements were not denied under the logic that additional sites for our residents to accommodate waste generated from unforeseen circumstances can be properly disposed if necessary.

During the course of this Plan, the County will focus additional efforts toward increased recycling and waste reduction. Since the last revision, several annual collections such as household hazardous waste and electronics have been conducted by the County as some local municipalities.

These efforts have been extremely well received resulting in a significant reduction in waste disposal and/or illegal dumping. The County has also opened a drop-off facility for recyclables in Nottingham Township funded by federal American Recovery and Reinvestment Act funds. The intention during this planning period is to construct several more similar drop-off sites to increase recycling opportunities throughout the county. Complementary to this effort, the County must work closely with municipal officials to update and enforce solid waste ordinances; encourage additional joint contracting and promote unit-based pricing for waste collections to reduce costs and, ultimately, disposal needs overall.

Municipal ordinances and contract collections remain a key ingredient to ensuring the success of waste diversion and proper waste disposal. Contract collections for both municipal and commercial waste will ensure the proper disposal of waste and allow for accurate tracking and reporting to evaluate waste minimization and recycling programs based on the amount of waste generated. These collections would be uniform and mandatory to further ensure proper disposal. Hopefully, as a result of these contract collections, haulers will be encouraged to provide recycling options for curbside pick-up to the municipalities they contract with as a guaranteed number of households will be involved. Drop-off facilities will be an added benefit to the program county-wide, but curbside collections of recyclables is the only measure that will definitively reduce disposal needs and waste generated.

Educational efforts must accompany these programmatic changes as well. Slowly perceptions of recycling waste and purchasing recycled goods have improved. Yet, in rural areas, much more is needed. The introduction of a new system of collection where cost is calculated based on the number of bags collected or quantity of pre-paid tags sold will be met with some opposition. Thus, the importance of a convenient recycling program is realized. Once drop off facilities are available or curbside recycling is negotiated in conjunction with solid waste collection, the educational process will be much easier and more effective. The County and municipal officials must recognize the importance of a comprehensive program including joint municipal contracts that will provide an economy of scale for waste collection as well as opportunity to introduce recycling into non-mandated communities and unit-based pricing to encourage utilization of recycling and waste minimization. A large amount of preparatory work must be done before making these changes including negotiation with municipal officials and haulers and development of drop-off sites in rural areas. Once opportunities exist, education and participation should follow more simply.

Since the 1999 revision, the County has implemented many of the recommendations including a drop-off facility; promoting joint contracting; investigating the use of recycled materials for construction projects and sponsoring various events such as electronic recycling, household hazardous waste collections and compost bin distribution to provide outreach and knowledge of the benefits of recycling both environmentally as well as economically. Expansion of these worthwhile efforts and development of other similar projects will continue throughout the course of this revision. Many lessons have been learned from these programs that will assist the County with improvements in the future. Similarly, efforts are currently underway to enlist additional municipalities to participate in the leaf collections processed at the municipal composting facility operated by AgRecycle. Again, education is the key component in breaking existing barriers.

#### 4.4 Facility Evaluations

As the County does not foresee a need or intend to construct and/or manage any waste facilities during the course of this planning period, continued emphasis on costs and economic factors will focus on municipal impacts. Environmental safety and compliance is assured through use of permitted sites for municipal waste disposal. The use of permitting by the Commonwealth and capacity agreements by the County address life cycle concerns for landfills. Transportation and energy costs will be addressed through the competitive bidding process conducted by municipalities for hauling and disposal. Unforeseen circumstances or emergency situations such as a major natural event that would result in excessive waste during a short time period can be addressed through the existence of additional capacity agreements with landfills not typically utilized for daily collections. Thus, the overall economic advantage of this system is the ability of municipalities to control their own collection system and manage costs accordingly. Of course, as previously discussed, additional opportunities exist that the County will pursue during this planning period. Most often, fees are charged by the hauler directly to the customer to alleviate the burden on local governments that employ few or no office staff. In the regard, small municipalities may not have the leverage to negotiate contracts comparable to larger municipal contracts. Thus, joint contracting and inclusion of commercial waste is strongly encouraged.

#### 4.5 Program Benefits

As in the original Plan and the past revision, the primary goals are to ensure adequate disposal capacity for the duration of the planning period; to encourage recycling and waste reduction; to provide guidance for joint contracting opportunities and to promote equal opportunity and open competition throughout. The parameters outlined within this Plan accomplish this mission.

Through negotiation of capacity agreements with in-county landfills as well as regional landfills, Washington County can guarantee adequate disposal capacity for municipal solid waste at permitted, environmentally safe facilities. Moreover, the open market system promoted, which does not preclude the usage of any permitted site, will increase competition among haulers hoping to secure solid waste contracts with municipalities; thus, resulting in fair pricing and affordable service. Reasonable efforts were made to negotiate capacity agreements with all interested landfills; however, maps and lists of all landfills within the region and the Commonwealth are included to allow municipal officials to make informed decisions regarding their contracted services. Since Washington County does not require or promote flow control of waste, haulers are encouraged to solicit the most cost effective means of disposal for their contracts provided the chosen landfill is proven to be legally permitted by the governing body with appropriate jurisdiction. In this regard, the Plan benefits municipal governments by allowing them flexibility to locate the most suitable cost arrangement for their residents while, concurrently, benefitting haulers and landfill operators through the open market system.

In sum, notwithstanding the success of the current collection and disposal system within the county, the improvements proposed within this Plan should benefit all participants in the system. Washington County will work aggressively toward additional joint contracting and recycling opportunities to increase the effectiveness and efficiency of solid waste management.

## **5.0 IMPLEMENTING ENTITY – SECTION 272.229**

### **5.1 Washington County**

Under Section 303 of Act 101, the County is given the primary responsibility, the power and duty to insure the availability of adequate permitted processing and disposal capacity for the municipal waste generated within its boundaries. The County may enter into a written agreement with another person or entity to fulfill some or all of the County's responsibilities under Act 101 for municipal waste planning and implementation of the approved county plan. However, such delegation does not relieve the County of any responsibility. The County is still ultimately responsible for implementing an approved plan to insure the availability of adequate permitted disposal capacity for municipal waste.

Under the recommended Municipal Waste Management Plan for Washington County, the County will retain the responsibility for providing adequate permitted disposal capacity to meet the projected needs of the county for the next ten years. The Washington County Board of Commissioners will be the governmental entity responsible for implementing the recommended Plan on behalf of Washington County. Administrative assistance will be provided to the Commissioners by the Washington County Planning Commission. Current state law and Act 101 give the County Commissioners the required legal authority to adopt necessary ordinances, to negotiate and execute appropriate contracts with landfills and to enter into agreements as required to administer the Plan.

- \*Preparation of plan revisions
- \*Negotiation and maintenance of landfill contracts for disposal capacity
- \*Preparation of reports to DEP as required by Act 101
- \*Development and distribution of educational materials
- \*Promotion of purchasing materials with recycled content
- \*Encouragement of new recycling businesses and programs
- \*Provision of assistance to municipalities on matters of solid waste and recycling

### **5.2 Municipal Governments**

Per Act 101, the individual municipalities will still have the primary responsibility for the regulation and control of on-site storage and collection of municipal solid waste within their community to ensure that the waste is disposed at permitted processing or disposal facilities. Local municipalities will be responsible for adopting and enforcing comprehensive local solid waste ordinances. The local ordinance should include provisions for contracting residential waste collection services, and offering information to their constituents about haulers if no contract is negotiated between the municipality and any one hauler. Municipal licensing of waste haulers has been superseded by Act 90, which states that the DEP will issue permits and those permits and licenses are accepted throughout the Commonwealth. All other licensing is then considered null and void. The waste haulers and residential collection services must provide hauling and disposal data to the municipalities, including the name of the disposal site and total tonnage collected, to ensure the proper disposal at permitted facilities.

Further, the individual municipalities will continue to have the primary responsibility for developing and implementing their own recycling programs, including the adoption and enforcement of any necessary recycling ordinances; conducting local public education and promotion activities and determining the specific details and requirements of their recycling programs. Each municipality must assess their own overall needs and capabilities to determine:

- \*Specific details and requirements of their local recycling ordinances and municipal waste/hauler licensing ordinances.
- \*Appropriate collection services for recyclable materials and municipal waste.

- \*If curbside recycling collections and municipal waste collections will include municipal, commercial and/or institutional establishments within the community.
- \*The frequency and time of day for collections.
- \*The materials to be collected through the recycling program.
- \*Specific details about public education and promotion activities.
- \*Implementation of mandates in Act 101 and the County Plan
- \*Consideration of other recommended approaches in the County Plan
- \*Preparation of reports to the County as required by Act 101
- \*Promotion of purchasing materials with recycled content
- \*Administration of waste hauler licensing program including review of license applications, issuing licenses and enforcement of ordinances.
- \*Monitoring of recycling activity in municipality; review of any annual recycling reports submitted by local businesses and preparation of annual recycling report.

Since each municipality will be responsible for the costs associated with its own municipal waste and recycling programs, the method of financing such costs or billing to local residents and/or businesses will be up to the discretion of each municipality.

Each municipality will also be responsible for providing public or private collection services for the leaf waste generated in its community. The method of collection and equipment selection must be determined by each municipality based on their own needs and resources. In this regard, each municipality would also be responsible for transporting leaf wastes to DEP approved composting facilities and payment of any tipping fee or disposal cost for use of the facilities.

The County, acting through the County Recycling Coordinator, will provide technical assistance and help coordinate the recycling activities within the county and any joint recycling activities with neighboring counties. Additionally, Washington County encourages municipalities to enter into joint contracts for municipal waste collection and recycling services if possible. Similarly, municipalities should pursue the possibility of sharing cost and usage of equipment such as leaf vacuums or street sweepers to reduce overhead and unnecessary expense.

Fortunately, most local governments have already adopted solid waste and/or hauler licensing ordinances. Plus, the current municipal waste and recycling programs have been in place for a number of years; thereby reducing the amount of administrative commitment required by municipalities. Ordinances should be reviewed and other options considered to “fine tune” existing programs and initiate new alternatives.

## **6.0 IMPLEMENTING DOCUMENTS – SECTION 272.231**

To adopt and implement the recommended Municipal Waste Management Plan, several formal legal actions must occur within the County and municipalities. A summary of each item will be described in chronologic order.

1. The Washington County Board of Commissioners (the Board) must enact a formal resolution adopting the 2009 Plan Revision.
2. The Plan will be submitted to Washington County municipalities.
3. Each municipality should update their comprehensive local solid waste ordinance to establish:
  - a. Minimum standards for storage and handling
  - b. Minimum standards for collection
  - c. Fines for illegal dumping
  - d. Trash container requirements
  - e. Registration and reporting requirements for waste collection and recycling within municipal borders

A sample comprehensive solid waste ordinance will be provided upon request to serve as a guideline for local solicitors to prepare a municipal specific ordinance.

4. The County must finalize and execute long-term municipal waste disposal contracts with regional landfills interested in signing capacity agreements. A draft capacity agreement will be provided upon request.
5. Any municipality required to implement a municipal recycling program under Act 101 upon receipt of final census 2010 population totals must adopt a mandatory recycling ordinance which satisfies the minimum requirements of Section 1501 of Act 101. Anti-scavenger provisions may be included within this ordinance or as a separate ordinance. A sample recycling ordinance with anti-scavenger provisions will be provided upon request to serve as a guideline for local solicitors to prepare a municipal specific ordinance.
6. If deemed appropriate, Washington County will conduct and/or contribute to special projects promoting recycling and waste reduction priorities.
7. Washington County will encourage and assist municipalities in implementing pay-as-you-throw programs in conjunction with recycling.
8. Washington County will encourage and assist municipalities to implement joint solid waste/recycling contracts for residential customers. A sample joint contract will be provided in the appendices.
9. Washington County will continue to pursue the possibility of expanding curbside recycling and/or providing drop-off recycling sites for residents in outlying area not mandated by Act 101.

#### **7.0 PUBLIC PARTICIPATION – SECTION 272.222**

In the development of this Plan revision, Washington County appointed a new Advisory Board consisting of representatives from municipal governments, private industry/recyclers and waste hauler/landfill companies. Through meetings and informal conversations with these individuals, the concepts and principles forming the recommended waste management program developed. A listing of Advisory Board members and their affiliations is attached. Also, copies of meeting agendas and minutes are included to provide some insight into the direction and tone of topics discussed.

Municipal officials were notified of the revision process through a series of memos, emails, and a written survey to help update their information for the plan. Each municipality asked for information from their solid waste collection program, including municipal waste information, sewage service, and recycling to determine basic details of the countywide system. Also, a regular portion of the annual recycling report includes questions about ordinances, haulers servicing residents and total waste generated. Municipalities were sent a summary of the Plan to notify them of progress and encourage questions and/or comments.

In addition to the Advisory Board and municipal contacts, the County solicited information from waste haulers and landfill operators to understand the operation of the current system from their perspective. Copies of the survey and summaries of results are attached. Letters soliciting permit information and responses to requests for plan inclusion are also printed in this section.

In sum, every effort was made to solicit facts, figures and ideas from various sectors of the solid waste management system. As a working document, the Washington County Municipal Waste Management Plan has been constructed with enough flexibility and foresight to adapt to the changing market and demands of the future.

This page was intentionally left blank

# **PUBLIC PARTICIPATION ATTACHMENTS**

This page was intentionally left blank



## County of Washington

COMMONWEALTH OF PENNSYLVANIA  
100 WEST BEAU STREET, SUITE 702  
WASHINGTON, PA 15301

COUNTY COMMISSIONERS  
**LARRY MAGGI**  
CHAIRMAN  
**BRACKEN BURNS**  
**DIANA L. IREY**  
724-228-6724

DIRECTOR OF ADMINISTRATION  
**SCOTT H. FERGUS**  
724-228-6725  
CHIEF CLERK  
**MARY E. HELICKE**  
724-228-6723  
FAX: 724-228-6965

# MEMORANDUM

April 25, 2008

**TO:** Solid Waste Advisory Board Representative

**FROM:** Commissioner Maggi  
Commissioner Burns  
Commissioner IreY

**SUBJECT:** 2009 Municipal Waste Management Plan

The Washington County Solid Waste Advisory Board is being re-convened to begin the development of the required 2009 update of the Municipal Waste Management Plan. The first meeting will be held on May 14<sup>th</sup> beginning at 5:00 p.m. in Room 104 Courthouse Square in Washington.

The first meeting will provide members with an overview of the process and review of the current plan. Subsequent meetings will be coordinated to accommodate everyone's schedule.

Please contact Jason Theakston, in the Washington County Planning Commission at (724) 228-6811 or at [theakstj@co.washington.pa.us](mailto:theakstj@co.washington.pa.us), to confirm your participation. Copies of the current plan will be provided to you at the meeting. Your attendance will be greatly appreciated.

Xc: File

<b>Name</b>	<b>Address</b>	<b>Contact</b>	<b>Sector</b>
Jon C. Dufalla	Waste Management 200 Rangos Lane Washington, PA 15301	jdufalla@wm.com	Private Solid Waste
Mike Rind	Waste Management 200 Rangos Lane Washington, PA 15302	mrind@wm.com	Private Solid Waste
John McGoran	Allied Waste P.O.Box 448 Carnegie, PA 15106	jmcgoran@republicservices.com	Private Solid Waste
Munir Chavla	General Alloys, Inc. 135 Wylie Ave. Washington, PA 15301	munir@generalalloys.com	Private Recycling
Les Milda	34 Cranberry Marsh Road Marianna, PA 15345	nmidla@pulsenet.com	Other
Mike Silvestri	Peters Township 610 E. McMurray Rd. McMurray, PA 15317	masilvestri@peterstownship.com	2nd Class Township
Sharon Svitek	Department of Environmental Protection 400 Waterfront Drive Pittsburgh, PA 15222	ssvitek@state.pa.us	Other
Dennis C. Fisher	Donora Borough 603 Meldon Ave. Donora, PA 15033	donoraboro@verizon.net	Borough
Sam Stockton	Chartiers Township 2 Buccaneer Drive Houston, PA 15342	srstockto2003@yahoo.com	2nd Class Township
Frank Siffrinn	North Strabane Township 1929 Rt. 519 South Canonsburg, PA 15317	nst@northstrabanetwp.com	Municipal Official
Scott Dellinger	Greenstar 4100 Grand Avenue Pittsburgh, PA 15225	scott.dellinger@greenstar-na.com	Private Recycling
Valerie Coen	Coca-Cola, Inc. 300 Vandale Drive Houston, PA 15342-1257	vcoen@cokecce.com	Industry
Laurie Popeck	Keep PA Beautiful Po Box 292 Meadow Lands, PA 15347	washcopacw@gmail.com	Community Organization
Denny Adams	Washington City 50 W Maiden St. Washington, PA 15301	treasurer@washingtonpa.us	3rd Class City
Representative	East Bethlehem Township 36 Water Street Box 687 Fredericktown, PA 15333	ebt.office@yahoo.com	1st Class Township

**Washington County**  
**Solid Waste Advisory Board**

**May 14, 2008 ---5:00 p.m**

In attendance:

John C. Dufalla, Waste Management  
Mike Rind, Waste Management  
John McGoran, Allied Waste  
Munir Chavla, General Alloys  
Les Midla, Washington County Planning Board  
Mike Silvestri, Peters Township  
Eric Vaccarello, Wood Waste Recycling  
Jim Hall, Greenstar  
Lisa Cessna, Washington County Planning Commission  
Vicki Bryan, Washington County Planning Commission  
Jason Theakston, Washington County Planning Commission

Lisa Cessna welcomed the board and explained that the Planning Commission would be conducting a "Non-substantial" revision to the Waste Management Plan. Many of the members of the board are past members, so little explanation was needed. Ms. Cessna also explained that capacity agreements would be renewed for future landfill capacity for municipalities.

Jason Theakston provided a brief overview of the plan and also passed out copies of the 1999 revised plan for their reference. Next, Mr. Theakston explained what the scope of work would be for this revision, stating that most of the revisions would be updates to existing sections of the plan, as well as discussing new technologies and methods that are utilized since the last revision. Mr. Theakston also discussed the duties of the advisory board, which include the review of revisions made by the Planning Commission. It was decided that as sections were completed, they would be sent electronically to the members for review and comment.



The floor was opened for questions and comments from the board. Many of the board members were concerned with updating the recycling portion of the plan to discuss the commodity price downturns of the decade since the last revision. The board had also offered help and support where needed to help complete the plan.

The meeting concluded at 6:00 p.m.

## Solid Waste Advisory Board - Meeting 1 Attendees

Signature	Name	Business	Address	Phone
	Jon C. Dufalla Mike Rind	USA South Hills Landfill	3100 Hill Rd. Library, PA 15129	724-348-7013 ✓
Information Changes:				
	JOHN MCGORAN John McGoran	AWIN-COM <del>REF</del> ALLIED WASTE	P.O. Box 448 Carnegie, PA 15106	412-429-2600 ✓
Information Changes:				
	Rodney Brookman	Brookman Auto Parts	4 Race St. Washington, PA 15301	724-222-4260
Information Changes:				
		Tri County Boro Assoc.		724-239-4902
Information Changes:				
	Munir Chavla	General Alloys, Inc.	135 Wylie Ave. Washington, PA 15301	724-223-1700 ✓
Information Changes:				
		Twp. Supervisors Assoc.		
Information Changes:		MRIND@WM.COM	RD RANGOS LN. WASH. PA 15301	412-996-9001
	Jon C. Dufalla Mike Rind	Waste Management	<del>2097 Dues Ave. Ambridge, PA 15003</del>	<del>724-228-2604</del> ✓
Information Changes:				
	Jason Menendez	Donora Borough	603 Meldon Ave. Donora, PA 15033	724-379-6600
Information Changes:				
		Washington City Mission	84 W. Wheeling St. Washington, PA 15301	724-222-8530
Information Changes:				
	Les Milda	Washington County Planning Board	RD #1 Marianna, PA 15345	N/A ✓
Information Changes:				
	Larry Sphar	Union Township	3904 Finley-Elrama Rd. Finleyville, PA 15332	724-348-4250
Information Changes:				

## Solid Waste Advisory Board - Meeting 1 Attendees

Signature	Name	Business	Address	Phone
		Chartiers Township	2 Buccaneer Dr. Houston, PA 15342	724-745-3415
Information Changes:				
		N. Strabane Twp.	1929 Rt. 519 South Canonsburg, PA 15317	724-745-8880
Information Changes:				
	Mike Silvestri	Peters Township	610 E. McMurray Rd. McMurray, PA 15317	724-941-4180 ✓
Information Changes:				
	Wayne Starnes	Washington Penn Plastics	2080 N. Main St. Washington, PA 15301	724-228-1260
Information Changes:				
		Environmental Plastics	P.O. Box 4354 Washington, PA 15301	724-225-6612
Information Changes:				
	Eric Vaccarello	Wood Waste Recycling	11 Bridge St. Burgettstown, PA 15021	724-947-9445 ✓
Information Changes:	EMAIL - ERIC@LANDCLEARING SPECIALISTS.COM.			
	Jim Hall	Recycle Management	16 South Washington St. Donora PA 15033	724-379-9535
Information Changes:		Greenstar ↑		
		Home Depot	Washington Mall Washington, PA 15301	724-229-7849
Information Changes:				
		Wal-Mart	30 Trinity Point Drive Washington, PA 15301	724-229-4020
Information Changes:				



Washington County  
Planning Commission

100 West Beau Street, Suite 701  
Washington, PA 15301-4470

Phone: 724-228-6811  
Fax: 724-250-4110

County Commissioners:

Larry Maggi  
Chairman  
Bracken Burns  
Diana L. Irely

Executive Director:  
Lisa L. Cessna

Board Members:  
R. Christopher Wheat, P.E.  
W. Ernest Watson  
David B. Miller  
Richard Burig  
Leslie P. Midla  
Charles A. Crouse  
Thomas Jennings

**Solid Waste Advisory Board  
Meeting 1 – May 14, 2008 – 5:00 P.M.**

**Agenda**

- I. Introduction
- II. Current Municipal Waste Plan Review
  - a. Distribution of 1999 Plan
- III. Scope of Work
  - a. Updates/Changes To Be Made
  - b. Advisory Board Duties
- IV. Questions/Comments
- V. Adjournment



Washington County  
Planning Commission

100 West Beau Street, Suite 701  
Washington, PA 15301-4470

Phone: 724-228-6811  
Fax: 724-250-4110

County Commissioners:

Larry Maggi  
Chairman  
Bracken Burns  
Diana L. Irely

Executive Director:  
Lisa L. Cessna

Board Members:  
David B. Miller  
Richard Burig  
Leslie P. Midla  
Charles A. Crouse  
Thomas Jennings  
R. Christopher Wheat, P.E.  
W. Ernest Watson

## MEMORANDUM

**To:** Solid Waste Advisory Board

**From:** Jason E. Theakston, Land Use Planner *JET*

**Date:** June 16, 2010

**RE:** Municipal Waste Management Plan Meeting #2

We will be holding another Advisory Board meeting on July 14, 2010, in Courthouse Square Room 103. DEP mandate states that the advisory board must meet a minimum of 3 times. There will be representatives from the DEP attending as well. Please reply by email to [theakstj@co.washington.pa.us](mailto:theakstj@co.washington.pa.us) by June 30 for your availability.

If there are any questions, please feel free to contact me at 724-228-6811 or at the e-mail address above.

Thank you.

## **Washington County**

### **Solid Waste Advisory Board**

**July 14, 2010 ---5:00 p.m**

**In attendance:**

John Dufalla, Waste Management  
Les Midla, Washington County Planning Board  
Mike Silvestri, Peters Township  
Sharon Svitek, Department of Environmental Protection  
Dennis Fisher, Donora Borough  
Valerie Coen, Coca-Cola, Inc.  
Jason Theakston, Washington County Planning Commission


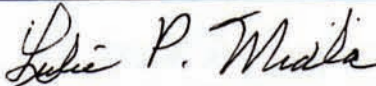




Jason Theakston opened the meeting with introductions of new attendees, and introductions were conducted. Next, the floor was opened for overall comments of the Section 1 review that was completed over 2009 into 2010.

The board was then notified that the revisions for Sections 2 and 3 would be completed in the near future for review. It was decided by the group that formal meetings for each section would be repetitive; therefore, the board would forego meetings until the plan was completed. Correspondence would be maintained through email, and once the plan was completed, one final wrap meeting would be held.

The floor was opened for questions and comments, and no questions were asked.

The meeting adjourned at 6:00 p.m.

**SWAB MEETING 2 ATTENDEES 7/14/2010**

Name	Affiliation	Signature
Jon C. Dufalla	Waste Management	
Mike Rind	Waste Management	
John McGoran	Allied Waste	
Munir Chavla	General Alloys	
Les Milda	Washington County Planning Commission	
Mike Silvestri	Peters Township	
Sharon Svitek	Department of Environmental Protection	
DENNIS FISHER Jason Menendez 	Donora Borough	donoraboro@verizon.net
Sam Stockton	Chartiers Township	
Frank Siffrinn	North Strabane Township	
Scott Dellinger	Greenstar	
Valerie Coen	Coca-Cola, Inc.	
Laurie Popeck	PA Cleanways	
Lynn Galluze	Washington City	
Representative	East Bethlehem Township	



**Washington County  
Planning Commission**

100 West Beau Street, Suite 701  
Washington, PA 15301-4470

Phone: 724-228-6811  
Fax: 724-250-4110

**County Commissioners:**

Larry Maggi  
Chairman  
Bracken Burns  
Diana L. Irely

**Executive Director:**  
Lisa L. Cessna

**Board Members:**

David B. Miller  
Richard Burig  
Leslie P. Midla  
Charles A. Crouse  
Thomas Jennings  
R. Christopher Wheat, P.E.  
W. Ernest Watson

**Solid Waste Advisory Board  
Meeting 2 – July 14, 2010 – 5:00 P.M.**

**Agenda**

- I. Introduction
- II. Section 1 Review
  - a. Comments/Questions
- III. Planned Updates
  - a. Section 2
  - b. Section 3
- IV. Questions/Comments
- V. Adjournment



Washington County  
Planning Commission

100 West Beau Street, Suite 701  
Washington, PA 15301-4470

Phone: 724-228-6811  
Fax: 724-250-4110

County Commissioners:

Larry Maggi  
Chairman  
Bracken Burns  
Diana Irey Vaughan

Executive Director:  
Lisa L. Cessna

Board Members:  
Richard Burig  
Leslie P. Midla  
Charles A. Crouse  
Thomas Jennings  
R. Christopher Wheat, P. E.  
W. Ernest Watson  
David B. Miller

## MEMORANDUM

**To:** Solid Waste Advisory Board  
**From:** Jason E. Theakston, Land Use Planner JET  
**Date:** March 1, 2011  
**RE:** SWAB Meeting Information

As you may know, we are holding our last meeting for the Solid Waste Advisory Board on **March 8 at 5 p.m. in Public Meeting Room 104**. This meeting will give board members a chance to review the plan and offer comments for revisions. This will not be the last chance to offer comments, but this will be the last formal meeting for the board.

Please find included in this package the Draft Municipal Waste Plan for your review and records. Please bring this copy with you to the meeting for review. We look forward to your comments.

Thank you.

**Washington County**  
**Solid Waste Advisory Board**

**March 8, 2011 ---5:00 p.m.**

In attendance:

John Dufalla, Waste Management  
Mike Silvestri, Peters Township  
Sharon Svitek, Department of Environmental Protection  
John McGoran, Republic Waste  
Jason Theakston, Washington County Planning Commission

Jason Theakston opened the meeting at 5:10. The floor was opened for comments of the remainder of the plan, which was sent out for review in January. Minor comments were made about the body of the plan.





The discussion then turned to information omitted from the plan that should be included to reflect current changes in legislation and methodology. It was suggested that issues pertaining to oil and gas waste, electronic waste, implementation methods and suggestions, and datum found in the plan should be revised and/or included to help guide municipalities in incorporating some of these ideas in future contracts, agreements, and ordinances.

As the meet concluded, Mr. Theakston offered to continue the discussion and comment period through email correspondence until municipal review was exhausted.

The floor was opened for questions and comments, and no questions were asked.

The meeting adjourned at 6:00 p.m.

## Solid Waste Advisory Board - Meeting 3 Attendees - 3/1/2011

Signature	Name	Address	Sector	Contact
	Jon C. Dufalla	Waste Management 200 Rangos Lane Washington, PA 15301	Private Solid Waste	<a href="mailto:jdufalla@wm.com">jdufalla@wm.com</a>
	Mike Rind	Waste Management 200 Rangos Lane Washington, PA 15302	Private Solid Waste	<a href="mailto:mrind@wm.com">mrind@wm.com</a>
	John McGoran	Allied Waste P.O.Box 448 Carnegie, PA 15106	Private Solid Waste	<a href="mailto:jmcgoran@republicservices.com">jmcgoran@republicservices.com</a>
	Munir Chavla	General Alloys, Inc. 135 Wylie Ave. Washington, PA 15301	Private Recycling	<a href="mailto:munir@generalalloys.com">munir@generalalloys.com</a>
	Les Milda	34 Cranberry Marsh Road Marianna, PA 15345	Other	<a href="mailto:nmidla@pulsenet.com">nmidla@pulsenet.com</a>
	Mike Silvestri	Peters Township 610 E. McMurray Rd. McMurray, PA 15317	2nd Class Township	<a href="mailto:masilvestri@peters-township.com">masilvestri@peters-township.com</a>
	Sharon Svitek	Department of Environmental Protection 400 Waterfront Drive Pittsburgh, PA 15222	Other	<a href="mailto:ssvitek@state.pa.us">ssvitek@state.pa.us</a>
	Dennis C. Fisher	Donora Borough 603 Meldon Ave. Donora, PA 15033	Borough	<a href="mailto:donoraboro@verizon.net">donoraboro@verizon.net</a>
	Sam Stockton	Chartiers Township 2 Bucanneer Drive Houston, PA 15342	2nd Class Township	<a href="mailto:srstockto2003@yahoo.com">srstockto2003@yahoo.com</a>
	Frank Siffrinn	North Strabane Township 1929 Rt. 519 South Canonsburg, PA 15317	Municipal Official	<a href="mailto:nst@northstrabanetwp.com">nst@northstrabanetwp.com</a>
	Scott Dellinger	Greenstar 16 South Washington St. Donora, PA 15033	Private Recycling	<a href="mailto:scott.dellinger@greenstar-na.com">scott.dellinger@greenstar-na.com</a>
	Valerie Coen	Coca-Cola, Inc. 300 Vandale Drive Houston, PA 15342-1257	Industry	<a href="mailto:vcoen@cokecce.com">vcoen@cokecce.com</a>

## Solid Waste Advisory Board - Meeting 3 Attendees - 3/1/2011

Signature	Name	Address	Sector	Contact
	Laurie Popeck	PA Cleanways	Community Organization	<a href="mailto:washcopacw@gmail.com">washcopacw@gmail.com</a>
	Lynn Galluze	Washington City 50 W Maiden St. Washington, PA 15301	3rd Class City	<a href="mailto:lgalluze@washingtonpa.us">lgalluze@washingtonpa.us</a>
	Representative	East Bethlehem Township 36 Water Street Box 687 Fredericktown, PA 15333	1st Class Township	<a href="mailto:ebt.office@yahoo.com">ebt.office@yahoo.com</a>



Washington County  
Planning Commission

100 West Beau Street, Suite 701  
Washington, PA 15301-4470

Phone: 724-228-6811  
Fax: 724-250-4110

County Commissioners:

Larry Maggi  
Chairman  
Bracken Burns  
Diana Irey Vaughan

Executive Director:  
Lisa L. Cessna

Board Members:

Richard Burig  
Leslie P. Midia  
Charles A. Crouse  
Thomas Jennings  
R. Christopher Wheat, P. E.  
W. Ernest Watson  
David B. Miller

**Solid Waste Advisory Board  
Meeting 3 – March 8, 2011 – 5:00 P.M.**

**Agenda**

- I. Introduction
- II. Meeting Minutes Review
- III. Section 2 through 7 Review
  - a. Comments/Questions
- IV. Next Steps
  - a. Comment Incorporation
  - b. Municipal Review
  - c. DEP Approval
- V. Questions/Comments
- VI. Adjournment



Washington County  
Planning Commission

100 West Beau Street, Suite 701  
Washington, PA 15301-4470

Phone: 724-228-6811  
Fax: 724-250-4110

County Commissioners:

Larry Maggi  
Chairman  
Bracken Burns  
Diana L. Ireby

Executive Director:  
Lisa L. Cessna

Board Members:  
R. Christopher Wheat, P.E.  
W. Ernest Watson  
David B. Miller  
Richard Burig  
Leslie P. Midla  
Charles A. Crouse  
Thomas Jennings

## MEMORANDUM

October 3, 2008

TO: Landfill Managers

FROM: Lisa Cessna, Executive Director *LC*

RE: Capacity Agreements

As you are aware, Washington County is in the process of updating the Solid Waste Management Plan. A significant portion of this plan is to provide the necessary capacity for waste disposal of municipal waste generated within Washington County. In the past, your facility has provided capacity for Washington County waste. Hopefully, we can continue to work together in this regard to provide for adequate capacity over the course of the next ten years.

Please review the attached draft agreement and provide your comments and pertinent data to accomplish this task. Please provide your current permit number, expiration date and total permitted capacity for your facility as well as the total daily tonnage you would be willing to reserve for Washington County. Additionally, provide any questions, concerns, additions or deletions you would like to see in the agreement.

Your time and cooperation on this important task is greatly appreciated. Do not hesitate to call me to discuss any detail further as needed. I look forward to working with you again over the course of this planning period.

Attachment  
Xc: File

# A G R E E M E N T

**THIS AGREEMENT**, made and entered into this \_\_\_\_\_ day of \_\_\_\_\_, 20\_\_\_\_\_, by and between the County of Washington, a political subdivision of the Commonwealth of Pennsylvania (the “**County**”) and \_\_\_\_\_, a corporation organized and existing under the laws of the Commonwealth of (State of) \_\_\_\_\_ (the “**Operator**”).

**WHEREAS**, the Municipal Waste Planning, Recycling and Waste Reduction Act, Act No. 101 of 1988 (“Act 101”):

1. Requires the County to prepare, submit for approval to the Pennsylvania Department of Environmental Protection (the “**Department**”) and then implement a Municipal Waste Management Plan (the “**Plan**”), governing the collection, transportation, storage, processing, recycling, resource recovery and disposal of municipal waste generated within the County;
2. Requires the County as part of its Plan to provide for assurances of capacity for the processing and disposal of all municipal waste expected to be generated within the County for a period of at least the next ten (10) years, and further requires the County to execute and submit to the Department contracts evidencing the implementation of its approved Plan and ensuring sufficient available processing or disposal capacity,
3. Conditions the Department’s issuance of any permit resulting in additional capacity for a municipal waste landfill or resource recovery facility in the County on the applicant’s demonstration that the proposed facility is provided for in the County’s approved Plan or that it will not interfere with the County’s implementation of its approved Plan; and
4. Authorizes the County as part of its approved Plan to provide adequate capacity for municipal wastes generated within its boundaries to be processed or disposed of at delineated processing or disposal facilities; and

**WHEREAS**, the Operator owns and operates a municipal waste landfill and desires to have the County designate said landfill in its approved Plan; and

**WHEREAS**, the County on behalf of itself; its residents and all municipalities and municipal authorities and all other establishments generating municipal waste located or operating in the County, desires to secure a binding commitment from the Operator reserving capacity for disposal of certain quantities of municipal waste annually at Operator's municipal waste landfill under certain terms and conditions.

**NOW THEREFORE**, in consideration of the mutual promises and covenants contained herein, and intending to be legally bound, the parties hereto agree as follows:

### **SECTION 1: DEFINITIONS**

Unless the context clearly indicates otherwise, the following terms used in this Agreement shall have the following meanings:

- a. **“Disposal”** - The deposition, injection, dumping, spilling, leaking or placing of solid waste into or on the land or water in a manner that the solid waste or a constituent of the solid waste enters the environment, is emitted into the air or is discharged to the waters of the Commonwealth of Pennsylvania.
- b. **“Landfill”** - The municipal waste landfill operated by Operator and licensed by the Department in accordance with Permit No. \_\_\_\_\_ and pursuant to the Solid Waste Management Act and Act 101, located in \_\_\_\_\_.
- c. **“Municipal Waste”** - Any garbage, refuse, industrial lunchroom or office waste and other material, including solid, liquid, semisolid or contained gaseous material, resulting from operation of residential, municipal, commercial or institutional establishments and from community activities and any sludge not meeting the definition of residual

or hazardous waste in the Solid Waste Management Act from a municipal, commercial or institutional water supply treatment plant, wastewater treatment plant or air pollution control facility. The term does not include source-separated recyclable materials.

- e. **“Municipal Waste Landfill”** - Any facility that is designed, operated or maintained for the disposal of municipal waste, whether or not such facility possesses a permit from the Department under the Solid Waste Management Act. The term shall not include any facility that is used for the land application of sewage sludge.
- f. **“Municipality”** - Any city, borough, incorporated town, township or home rule municipality located in the County.
- g. **“Permit”** - Permit No. \_\_\_\_\_ issued by the Department for the operation of the Landfill by Operator.
- h. **“Person”** - Any individual, partnership, corporation, association, institution, cooperative enterprise, municipality, municipal authority, Federal Government or agency, State institution or agency or any other legal entity whatsoever which is recognized by law as the subject of rights and duties.
- i. **“Recycling”** - The collection, separation, recovery and sale or re-use of metals, glass, paper, leaf waste, plastics and other materials which would otherwise be disposed or processed as municipal waste or the mechanized separation and treatment of municipal waste (other than combustion) and creation and recovery of re-usable materials other than a fuel for the operation of energy.
- j. **“Solid Waste Management Act”** - Act 97 of 1980, 35 P.S.~6018.101 et seq., and the Department regulations promulgated thereunder.
- k. **“Source-Separated Recyclable Materials”** - Materials that are separated from municipal waste at the point of origin for the purpose of recycling.
- l. **“Waste”** - A material whose original purpose has been completed and which is directed to a disposal or processing facility or is otherwise disposed of

## **SECTION 2: TERM OF AGREEMENT**

This Agreement shall be effective \_\_\_\_\_  
Unless the parties agree to a renewal thereof, this Agreement shall have a term of ten (10) years, expiring on \_\_\_\_\_.

## **SECTION 3: DISPOSAL SITE**

In consideration of Operator's covenants in this Agreement, the County hereby agrees to include Operator's Landfill in its Plan as a designated nonexclusive processing or disposal facility for municipal waste generated in the County.

## **SECTION 4: DISPOSAL OF MUNICIPAL WASTE:**

### **OPERATOR'S RESERVATION OF MINIMUM CAPACITY**

- a. During the term of this Agreement, the Operator agrees that it will reserve, on a daily basis, from year to year, capacity for disposal at the Landfill of municipal waste originating from sources located in the County in the minimum volumes and tonnages set forth in Appendix A to this Agreement. Unless released from its commitment as authorized by Section 4 (c), at any time during each calendar year the Operator shall maintain the reserved capacities set forth in Appendix A, calculated by multiplying the number of working days remaining in the year time the Daily Reserved Capacity for that year.

Operator also agrees to commit to the County, on a daily basis for those days when Operator exceeds its allowable daily average, an additional volume equal to the percentages set forth on Appendix A times the difference between Operator's maximum allowable daily volume and its allowable daily average.

The values of maximum allowable daily volume and allowable daily average are as given in the Permit which is attached hereto as "Exhibit A".

- b. If the Operator's estimates provided for herein raise its total estimated quantity of municipal waste to be disposed of during that calendar year above the minimum capacity reserved for that year, said reserved capacity shall, upon the mutual agreement of the County and the Operator, be raised to the estimated total for that year and for such subsequent years as may be appropriate.
- c. The Operator at any time may request that the County release it from its commitment to provide all or part of the reserved capacity required by Section 4(a) of this Agreement for a particular calendar year. Such request shall be in writing and shall set forth the basis for the request. The County shall in good faith review Operator's request, based on an analysis of data generated by the County or provided to the County by the Operator and other municipal waste landfill operators, and make a determination within ten (10) business days of receipt of the request. If the County determine that the Operator can be released from all or part of its obligation under Section 4(a) without jeopardizing the ability of the County to ensure sufficient disposal capacity for municipal waste estimated to be generated during that particular calendar year, it shall grant the Operator's request. The County's decision shall be in writing and mailed to the Operator.

The Operator may dispute the County's decision by giving to the County a written request for arbitration within five (5) working days of receipt of the decision. The arbitration shall be conducted in accordance with the provisions and rules of the American Arbitration Association. The sole issue to be arbitrated is whether the requested release can be granted without jeopardizing the ability of the County to ensure sufficient disposal capacity for municipal waste generated in the County for that year. Any decision of the arbitrator shall be final and binding on both parties.

- d. The County is not obligated by the terms of this Agreement to guarantee the delivery to the Landfill of any minimum quantities of municipal waste.
- e. On or before the 20th day of April, July, October and January, the Operator shall submit to the County a quarterly statement setting forth the following information:
  - (1) a statement that the Operator's Permit for the Landfill under the Solid Waste Management Act has not been revoked or suspended, and that the Operator is in substantial compliance with all the terms and conditions of its permit, the provisions of the Solid Waste Management Act and all applicable Federal, Department and county regulation; and
  - (2) the actual quantity of waste by category delivered to and disposed of during the preceding quarter at the Landfill from each municipality in the County; and
  - (3) the estimated quantity by municipality of Washington County municipal waste that will be disposed of at the Landfill in the remainder of the year; and
  - (4) the remaining reserved capacity required by the Agreement for the calendar year.

The requirements of this subsection may be met by the submission of copies of reports that have been submitted to the Department or the County pursuant to law, if such reports include the information required hereby.

- f. The Operator shall utilize truck scales sufficient to weigh incoming municipal waste quantities pursuant to DEP regulations.

## **SECTION 5: PLAN IMPLEMENTATION FEE**

To offset the County's costs in preparing, updating and implementing the Plan, beginning as of the date first above written, each Operator of a landfill in the County shall pay to the County a fee of \$0.25 for each ton of waste disposed of at that landfill, including but not limited to municipal, residual, sewage sludge, infectious, construction, ash residual, asbestos wastes, and each Operator of a landfill outside the County shall pay to the County a fee of \$0.25 for each ton of waste originating in the County and disposed of at that landfill unless and until the County in which the landfill is located imposes a fee on waste disposed of in that County.

The fee shall be paid quarterly with the reports required under Section 4(e) hereof.

## **SECTION 6: PAYMENT OF DISPOSAL FEES**

The Operator shall be responsible for the billing and collection of all disposal fees. No disposal fees shall be paid by the County.

## **SECTION 7: ADMINISTRATIVE INSPECTIONS**

Upon reasonable notice and during regular business hours, the County and its authorized representatives shall have access to the Operator's logs and records pertaining to the quantities and sources of municipal waste for the purpose of verifying compliance with the terms and conditions of this Agreement.

## **SECTION 8: INSURANCE**

The Operator shall at its own cost and expense maintain the following insurance coverage in effect at all times during the term of this Agreement and shall deliver to the County, prior to or contemporaneously with the execution hereof,

Certificates of Insurance issued by a company or companies authorized to do business in Pennsylvania evidencing the following coverages:

- (1) Comprehensive General Liability Insurance, which includes either broad-form contractual liability or specific contractual liability covering this Agreement, with not less than \$1,000,000 of combined single limit coverage for bodily injury and property damage, or evidence of approval by the Department as a self-insurer.
- (2) Workmen's Compensation Insurance as required by law or evidence of certification by the Pennsylvania Department of Labor and Industry as a self-insurer.

The Certificates of Insurance shall provide for thirty (30) days notice of cancellation and shall be kept current so as to reflect the renewal or replacement of policies which expire during the term of this Agreement.

## **SECTION 9: INDEMNIFICATION**

The Operator agrees to defend, indemnify and hold harmless the County, its commissioners, officers, agents and employees from and against any and all losses, damages, suits, claims, actions, penalties, demand, liability, costs and expenses of whatever nature, for damages, injuries and losses of every kind and nature to persons and property, including but not limited to death of any persons and loss of the use of any property, arising out of, or claimed to have been caused by, or in any manner related to any willful, negligent, or tortious activity, error or omission arising under this Agreement of the Operator or any agent, employee, licensee, contractor, or subcontractor of the Operator. The Operator shall not be liable for any and all demands and actions based upon or arising out of any activities or failure to take action by the County, its employees or assigns.

The Operator agrees to defend, indemnify and hold harmless the County, its Commissioners, officers, agents and employees from and against any and all claims and liability for compensation under any Workmen's Compensation law arising out of injuries sustained or claimed to have been sustained by any employee of the Operator or of any agent, licensee, contractor or subcontractor of the Operator.

The Operator's obligation to protect, defend, indemnify and hold harmless as set forth in this Section, shall include any and all attorney's fees and investigation expenses, including but not limited to the costs of utilizing the services of the County's Law Department and Investigations Division, incurred by the County in the defense and handling of said suits, claims, judgements, and the like, and in enforcing and obtaining compliance with the provisions of the Section.

The Operator shall give to the County prompt and timely notice of any claims made or suits initiated which in any way, directly or indirectly, contingently or otherwise, affect or might affect the County, and each part shall have the right to compromise and defend the same to the extent of its own interest.

#### **SECTION 10: OPERATOR'S REPRESENTATIONS**

The Operator represents and warrants that it is a duly organized and existing corporation in good standing under the laws of the State (Commonwealth) of \_\_\_\_\_, that it is authorized to do business in the Commonwealth of Pennsylvania, that it is in substantial compliance with the provisions of the Solid Waste Management Act and all applicable Department and County regulations, that it possesses the full power and authority to execute this Agreement and perform its obligations hereunder, and that it possesses, has applied for, or intends to apply for all requisite permits, licenses, authorizations, and other approvals from the County, the Department and all other governmental authorities necessary for operation of the landfill as required by this Agreement. Both parties hereto acknowledge that the performance required by the Operator hereunder is expressly

contingent upon the re-permitting of the landfill as required by the Pennsylvania Municipal Waste Management Regulations promulgated on April 9, 1988, including all subsequent revisions and is subject to all terms and conditions set forth in the permit and subsequent permits for the landfill issued by the Department.

#### **SECTION 11: RIGHTS AND REMEDIES**

The parties agree that the Operator is in substantial default if it fails to provide sufficient disposal capacity for municipal waste generated in the County as agreed to and further, that if said waste cannot be disposed of in an alternate site acceptable to the County, the parties agree that such constitutes irreparable harm to the County.

Both parties hereto acknowledge and agree that upon default, the other party may exercise any remedy which may be available at law or in equity or under the terms of this Agreement and shall be entitled to recover all costs and expenses incurred as a result of said default and/or the institution of legal proceedings.

#### **SECTION 12: APPLICABLE LAW**

This Agreement shall be deemed to have been made in and shall be construed in accordance with the laws of the Commonwealth of Pennsylvania.

#### **SECTION 13: MODIFICATION OR AMENDMENT**

This Agreement constitutes the entire agreement of the parties on the subject matter hereof and may be changed, modified, discharged or extended only by written amendment duly executed by the parties. The parties agree that no representation or warranties shall be binding upon either party unless expressed in writing herein or in a duly executed amendment hereof.

**SECTION 14: NON-WAIVER**

A failure by either party hereto to take any action with respect to any default or violation by the other party of any of the terms, conditions or covenants of this Agreement shall not in any way limit, prejudice, diminish or constitute a waiver of any right to act with respect to any prior, contemporaneous, or subsequent violation or with respect to any continuation or repetition of the original violation or default.

**SECTION 15: BINDING EFFECT**

This Agreement shall be binding upon and shall insure to the benefit of the parties and their respective authorized successors and assigns, if any.

**SECTION 16: NO CO-PARTNERSHIP OR AGENCY**

It is understood and agreed that nothing herein contained is intended or shall be construed to in any respect create or establish the relationship of co-partners between the County and the Operator, or as constituting the Operator the general representative or general agent of the County for any purpose whatsoever.

**SECTION 17: RESERVATION**

The County reserves the right to exercise its authority as provided by Act 101 and other applicable law to control the flow of the municipal waste from designated municipalities or portions thereof to designated municipal waste landfills when, in the sole opinion and discretion of the County, such designation will be necessary to ensure sufficient disposal capacity for municipal waste generated in the County.

**SECTION 18: PLAN AMENDMENTS**

Nothing herein shall be deemed to restrict the County's right to submit an Amendment of its Plan to the Department for approval. If for any reason the landfill is deleted from the approved Plan, the Landfill's commitment to maintain the reserved capacities set forth in Appendix A will likewise be released.

**SECTION 19: FORCE MAJEURE**

If the Operator shows it has been prevented from making available the capacity reserved for the disposal of Washington County municipal waste pursuant to this Agreement by any causes beyond the control of the Operator, such as an act of God, fire, floods, or other unavoidable casualty, strikes, work stoppage or slowdown, official actions of governmental bodies not caused by the Operator's own actions or omissions, or shortages of materials or energy, then the County shall reduce the reserved capacity to the extent the Operator was so prevented. Documentation of the event that caused the Operator to be unable to meet its obligation hereunder must be submitted to the County within ten (10) working days after the occurrence of the event.

**SECTION 20: NON-WAIVER**

All notices, reports and documents required or furnished pursuant to this Agreement shall be in writing and shall be mailed by first-class mail, postage prepaid, and addressed to each party as follows:

A. As to the County:

Lisa Cessna, Executive Director  
Washington County Planning Commission  
Courthouse Square, Suite 701  
100 West Beau Street  
Washington, PA 15301

or to such other place as the County may from time to time designate in writing:

B. As to the Operator:

or to such other place as the County may from time to time designate in writing:

**SECTION 21: HEADINGS**

The headings of the several paragraphs of this Agreement are inserted only as a matter of convenience and for reference, and they in no way define, limit, or describe the scope or intent of any provision of this Agreement, nor shall they be construed to affect in any manner the terms and provisions hereof or the interpretation or construction thereof.

**THIS AGREEMENT** was authorized by the Board of County Commissioners on \_\_\_\_\_, 20\_\_\_\_\_, at Minute No. \_\_\_\_\_.

ATTEST:

(OPERATOR)

\_\_\_\_\_

BY: \_\_\_\_\_

ATTEST:

**COUNTY OF WASHINGTON  
BOARD OF COMMISSIONERS**

\_\_\_\_\_

Mary E. Helicke, Chief Clerk

BY: \_\_\_\_\_

Larry Maggi, Chairman

**Approved As to  
Form and Legality**

\_\_\_\_\_

Diana Irey Vaughan, Vice Chairman

\_\_\_\_\_

J. Lynn DeHaven  
Solicitor

\_\_\_\_\_

Harlan G. Shober, Jr.

## APPENDIX A

### RESERVE CAPACITY - WASHINGTON COUNTY

YEAR	DRC	X	EWD	=	ARC	ADA	%RES.
2009	_____	X	_____	=	_____	_____	_____
2010	_____	X	_____	=	_____	_____	_____
2011	_____	X	_____	=	_____	_____	_____
2012	_____	X	_____	=	_____	_____	_____
2013	_____	X	_____	=	_____	_____	_____
2014	_____	X	_____	=	_____	_____	_____
2015	_____	X	_____	=	_____	_____	_____
2016	_____	X	_____	=	_____	_____	_____
2017	_____	X	_____	=	_____	_____	_____
2018	_____	X	_____	=	_____	_____	_____

DRC - DAILY RESERVE CAPACITY IN TONS

EWD - ESTIMATED WORKING DAYS PER YEAR

ARC - ANNUAL RESERVE CAPACITY

ADA - ALLOWABLE DAILY AVERAGE

&RES. - PERCENT OF ALLOWABLE DAILY AVERAGE  
RESERVED FOR MUNICIPAL WASTE GENERATED  
IN WASHINGTON COUNTY

# **APPENDICIES**

This page was intentionally left blank

# Municipal Waste Management Plan Municipal Survey

47 out of 66 Responding Municipalities

Type of Collection Service		
Municipal Contract	No Involvement	Other/None
28	14	5

Operating Haulers									
Waste Management	County Hauling	Allied Waste	Beck's Refuse	Fayette Waste	NC Sanitation	Revo Disposal	Veolia Environmental	Rosner's Refuse	Lemon's Refuse
30	7	5	5	5	5	5	4	3	2

Municipalities With Sewage Plant Service	Municipalities with Recycling Collection
30	14



Washington County  
Planning Commission

100 West Beau Street, Suite 701  
Washington, PA 15301-4470

Phone: 724-228-6811  
Fax: 724-250-4110

County Commissioners:  
Larry Maggi  
Chairman  
Bracken Burns  
Diana Irey Vaughan

Executive Director:  
Lisa L. Cessna

Board Members:  
Richard Burig  
Leslie P. Midla  
Charles A. Crouse  
Thomas Jennings  
R. Christopher Wheat, P.E.  
W. Ernest Watson  
David B. Miller

## Memorandum

**TO:** Washington County Municipal Officials

**FROM:** Jason E. Theakston, Land Use Planner *JET*

**SUBJECT:** Municipal Waste Management Plan Notification and Summary

**DATE:** 9/24/2008

This memorandum is to notify all of Washington County's municipalities that the Washington County Planning Commission is in the process of updating the Municipal Waste Management Plan, which was last revised in 1999. We will be working to update the plan to reflect the changes we have seen in our county in the last 10 years and to project to account for future waste disposal. This will include updates to recycling practices, hauler information and capacity agreements with the landfills that serve the county. We have already started revising certain demographic sections to show current trends, and look to finish the plan revisions by the end of 2008.

Please fill out the short survey attached to this memo and return it to my attention by **October 15**. Please include the type of collection service (contract, license, etc.), as well as the dates the Waste Ordinance, License Ordinance, and, if applicable, Municipal Recycling Ordinance were developed. This information will be used as a valuable tool to help us finish the revisions by the end of the year. Thank you for your cooperation and valuable time.

JET

Enclosure

# Municipal Waste Management Plan Questionnaire

Washington County Planning Commission

**\*Please fill out this form and return it to:\***

Washington County Planning Commission

100 West Beau St. Suite 701

Washington, PA 15301

FAX: 724-250-4110

---

## A. Municipal Refuse Information

1. Municipality: \_\_\_\_\_
2. Type of Collection Service (e.g. municipal contract, license haulers, no involvement): \_\_\_\_\_
3. Date of Waste Ordinance Adoption: \_\_\_\_\_
4. Date of License Ordinance Adoption: \_\_\_\_\_
5. Cost of Waste Collection (Per Customer): \_\_\_\_\_
6. List any haulers that operate within your municipality (include address and phone number): \_\_\_\_\_

---

---

---

---

---

## B. Sewage Service

1. Sewage Treatment Plant Service (If Any): \_\_\_\_\_

---

---

## C. Recycling (If Applicable)

1. Municipality: \_\_\_\_\_
2. Date of Recycling Ordinance (If Any): \_\_\_\_\_
3. Please List Collection Types in your Municipality:  
 Curbside Collection,  Drop-off Site,  Special Collection,  
 Other (Please Specify) \_\_\_\_\_
4. Recycling Hauler: \_\_\_\_\_

### C. Recycling (Continued)

5. Frequency of Collection: \_\_\_\_\_

6. Please Check All Materials Collected in Your Municipal Collection  
(If Applicable):

- |  |  |  |
|--|--|--|
| <input type="checkbox"/> Clear Glass   | <input type="checkbox"/> Yard and Leaf Waste | <input type="checkbox"/> Aluminum Scrap  |
| <input type="checkbox"/> Green Glass   | <input type="checkbox"/> Commingle           | <input type="checkbox"/> Brass           |
| <input type="checkbox"/> Brown Glass   | <input type="checkbox"/> Rag/Textile         | <input type="checkbox"/> Copper          |
| <input type="checkbox"/> Mixed Glass   | <input type="checkbox"/> Tires               | <input type="checkbox"/> Stainless Steel |
| <input type="checkbox"/> Aluminum Cans | <input type="checkbox"/> Mixed Metals        | <input type="checkbox"/> Polystyrene     |
| <input type="checkbox"/> Steel-Bimetal | <input type="checkbox"/> Kraft Bags          |  |
| <input type="checkbox"/> Office Paper  | <input type="checkbox"/> Mixed Paper         |  |
| <input type="checkbox"/> Newsprint     | <input type="checkbox"/> Polypropylene       |  |
| <input type="checkbox"/> Cardboard     | <input type="checkbox"/> Clothing            |  |
| <input type="checkbox"/> PET           | <input type="checkbox"/> Furniture           |  |
| <input type="checkbox"/> HDPE          | <input type="checkbox"/> White Goods         |  |
| <input type="checkbox"/> Mixed Plastic | <input type="checkbox"/> Used Oil            |  |

**Thank You for Your Cooperation!**



Washington County  
Planning Commission

100 West Beau Street, Suite 701  
Washington, PA 15301-4470

Phone: 724-228-6811  
Fax: 724-250-4110

County Commissioners:

Larry Maggi  
Chairman  
Bracken Burns  
Diana L. Irej

Executive Director:  
Lisa L. Cessna

Board Members:  
R. Christopher Wheat, P.E.  
W. Ernest Watson  
David B. Miller  
Richard Burig  
Leslie P. Midla  
Charles A. Crouse  
Thomas Jennings

## Memorandum

**TO:** Municipal Waste Haulers

**FROM:** Jason E. Theakston, Land Use Planner *JET*

**SUBJECT:** Municipal Waste Management Plan Information

**DATE:** 10/10/2008

This memo was sent to obtain information from waste haulers listed in the 1999 Municipal Waste Management Plan for Washington County. You received this memo because you were listed in the plan. We need to update our plan to comply with Act 101 requirements.

If you could, please fill out the following questionnaire to your best knowledge. This information will be used to develop the plan. We will include your information in the plan as well as the information collected.

Thank you in advance for your time and assistance.

JET

Enclosure

**Municipal Waste Management Plan  
Hauler Questionnaire**

Washington County Planning Commission

**\*Please fill out this form and return it to:\***

Washington County Planning Commission

100 West Beau St. Suite 701

Washington PA 15301

FAX: 724-250-4110 (Preferred Response)

---

1. Is your company an active hauler in Washington County? \_\_\_\_\_

2. If you answered yes to Question 1, what municipalities do you service? \_\_\_\_\_

---

---

---

---

---

---

---

---

3. Please list which landfills you utilize for waste disposal:

---

---

---

---

---

Thank you for your cooperation!

**MUNICIPAL WASTE IMPLEMENTING DOCUMENTS  
MUNICIPAL ORDINANCES**

<b>Municipality</b>	<b>Waste Ordinance</b>	<b>Municipality</b>	<b>Waste Ordinance</b>	<b>Municipality</b>	<b>Waste Ordinance</b>
Allenport	1-15-92	E. Finley	4-9-91	Nottingham	3-18-91
Amwell		E. Washington	5-20-91	Peters	4-9-90
Beallsville	2-19-90	Elco	3-10-94	Robinson	5-31-91
Bentleyville	11-8-90	Ellsworth	2-12-91	Roscoe	11-13-90
Blaine	11-19-90	Fallowfield	2-29-89	Smith	12-28-89
Buffalo		Finleyville		Somerset	3-26-91
Burgettstown	4-3-95	Green Hills		S. Franklin	7-28-93
California	8-20-91	Hanover	12-20-90	S. Strabane	10-8-91
Canonsburg	7-9-90	Hopewell	9-9-91	Speers	2-1-91
Canton	2-12-91	Houston	3-11-92	Stockdale	3-5-92
Carroll	3-5-91	Independence	2-27-91	Twilight	
Cecil	1-19-94	Jefferson	1-7-91	Union	9-25-91
Centerville	7-20-93	Long Branch		Washington	1-15-98
Charleroi	7-10-90	Marianna	12-19-90	W. Bethlehem	
Chartiers	2-26-92	McDonald	6-4-90	W. Brownsville	12-2007
Claysville	9-14-92	Midway	1-2000	W. Finley	10-28-91
Coal Center	4-13-91	Monongahela	4-8-92	W. Middletown	4-24-95
Cokeburg	3-11-92	Morris		W. Pike Run	4-3-91
Cross Creek	1-15-91	Mt. Pleasant	4-5-2000		
Deemston	3-3-96	New Eagle			
Donegal		N. Bethlehem			
Donora	8-8-91	N. Charleroi			
Dunlevy	12-11-90	N. Franklin	2-23-88		
E. Bethlehem	12-9-93	N. Strabane	4-13-93		

**MUNICIPAL WASTE IMPLEMENTING DOCUMENTS  
MUNICIPAL RECYCLING ORDINANCES**

<b>Municipality</b>	<b>Recycling Ordinance (Date of Adoption)</b>
California	9-4-2008
Canonsburg	7-9-90
Canton	
Carroll	
Cecil	1991
Chartiers	1991
Donora	8-8-91
E. Washington	5-20-91
McDonald	
N. Strabane	4-13-93
Peters	
S. Strabane	10-8-91
Union	9-25-91
Washington	1-15-98

# 2006 RESIDENTIAL RECYCLING

Material/Zones	TOTAL
<b>SINGLE STREAM</b>	
Single Stream (SS1)	
- Curbside	
- Dropoff	
Total	
<b>COMMINGLED</b>	
Commingled Materials (XXX)	
- Curbside	887.90
- Dropoff	
Total	<b>887.90</b>
<b>PAPER</b>	
Brown Bags and Sacks (C02)	
- Curbside	
- Dropoff	
Total	
Cardboard (C01)	
- Curbside	77.90
- Dropoff	6.40
Total	<b>84.30</b>
Computer Paper (PA5)	
- Curbside	
- Dropoff	
Total	
Magazines (PA1)	
- Curbside	
- Dropoff	21.60
Total	<b>21.60</b>
Mixed Papers (PA3)	
- Curbside	19.20
- Dropoff	161.60
Total	<b>180.80</b>
Newsprint (PA2)	
- Curbside	590.40
- Dropoff	
Total	<b>590.40</b>
Office Papers (PA4)	
- Curbside	7.50
- Dropoff	.20
Total	<b>7.70</b>
Phone Books (PA6)	
- Curbside	
- Dropoff	
Total	
Drum Fiber (DR3)	
- Curbside	
- Dropoff	
Total	

Material/Zones	TOTAL
<b>METALS</b>	
Aluminum Cans (AA1)	
- Curbside	44.08
- Dropoff	4.19
Total	<b>48.27</b>
Steel/Bimetal (tin) cans (F02)	
- Curbside	220.07
- Dropoff	
Total	<b>220.07</b>
Mixed Cans (MX2)	
- Curbside	
- Dropoff	
Total	
Aluminum Scrap (AA2)	
- Curbside	2.90
- Dropoff	
Total	<b>2.90</b>
Brass (N03)	
- Curbside	
- Dropoff	
Total	
Copper (N02)	
- Curbside	
- Dropoff	
Total	
Ferrous Metals (F01)	
- Curbside	
- Dropoff	
Total	
Non Ferrous Metals (N01)	
- Curbside	
- Dropoff	
Total	
Lead (N04)	
- Curbside	
- Dropoff	
Total	
Nickel (N10)	
- Curbside	
- Dropoff	
Total	
Stainless Steel (N05)	
- Curbside	
- Dropoff	
Total	
White Goods (F03)	
- Curbside	
- Dropoff	
Total	

# 2006 RESIDENTIAL RECYCLING

Material/Zones	TOTAL
<b>Drum Steel (DR2)</b>	
- Curbside	
- Dropoff	
<b>Total</b>	
<b>Wire/Cable (W01)</b>	
- Curbside	
- Dropoff	
<b>Total</b>	
<b>Mixed Metals (MM1)</b>	
- Curbside	.60
- Dropoff	18.50
<b>Total</b>	<b>19.10</b>
<b>GLASS</b>	
<b>Brown Glass (GL4)</b>	
- Curbside	32.90
- Dropoff	
<b>Total</b>	<b>32.90</b>
<b>Clear Glass (GL1)</b>	
- Curbside	182.79
- Dropoff	
<b>Total</b>	<b>182.79</b>
<b>Green Glass (GL3)</b>	
- Curbside	82.03
- Dropoff	
<b>Total</b>	<b>82.03</b>
<b>Mixed Glass (GL2)</b>	
- Curbside	131.11
- Dropoff	
<b>Total</b>	<b>131.11</b>
<b>Other Glass (GL6)</b>	
- Curbside	131.10
- Dropoff	
<b>Total</b>	<b>131.10</b>
<b>Plate Glass (GL5)</b>	
- Curbside	
- Dropoff	
<b>Total</b>	
<b>PLASTICS</b>	
<b>#1 Plastic (PET) (PL1)</b>	
- Curbside	74.23
- Dropoff	
<b>Total</b>	<b>74.23</b>
<b>#2 Plastic (HDPE) (PL2)</b>	
- Curbside	37.24
- Dropoff	
<b>Total</b>	<b>37.24</b>

Material/Zones	TOTAL
<b>#3 Plastic (PVC) (PL3)</b>	
- Curbside	
- Dropoff	
<b>Total</b>	
<b>#4 Plastic (LDPE) (PL4)</b>	
- Curbside	10.90
- Dropoff	
<b>Total</b>	<b>10.90</b>
<b>#5 Plastic (PP) (PL5)</b>	
- Curbside	
- Dropoff	
<b>Total</b>	
<b>#6 Plastic (PS) (PL6)</b>	
- Curbside	
- Dropoff	
<b>Total</b>	
<b>Film Plastic (PL8)</b>	
- Curbside	
- Dropoff	
<b>Total</b>	
<b>Mixed Plastic (PL7)</b>	
- Curbside	4.50
- Dropoff	
<b>Total</b>	<b>4.50</b>
<b>Other Plastic (PL9)</b>	
- Curbside	22.30
- Dropoff	
<b>Total</b>	<b>22.30</b>
<b>Drum Plastic (DR1)</b>	
- Curbside	
- Dropoff	
<b>Total</b>	
<b>OTHER</b>	
<b>Asphalt (ASP)</b>	
- Curbside	
- Dropoff	
<b>Total</b>	
<b>Clothing and Textiles (MO3)</b>	
- Curbside	
- Dropoff	
<b>Total</b>	
<b>Construction and Demolition (MO2)</b>	
- Curbside	
- Dropoff	
<b>Total</b>	
<b>Furniture and Furnishings (MO4)</b>	
- Curbside	
- Dropoff	
<b>Total</b>	

# 2006 RESIDENTIAL RECYCLING

Material/Zones	TOTAL
<b>Mattresses (MT1)</b>	
- Curbside	
- Dropoff	
<b>Total</b>	
<b>Rubber Tires (MO1)</b>	
- Curbside	
- Dropoff	
<b>Total</b>	
<b>Miscellaneous/Other</b>	
<b>Consumer Items (MIS)</b>	
- Curbside	
- Dropoff	
<b>Total</b>	

**2006 RESIDENTIAL TOTAL - 2,772.14**

**2006  
RESIDENTIAL HHW**

Material/Zones	TOTAL
Antifreeze (O02)	1.60
- Curbside	
- Dropoff	1.60
Total	
Batteries: Lead Acid (B01)	
- Curbside	73.00
- Dropoff	
Total	73.00
Other Household Batteries (B02)	
- Curbside	
- Dropoff	
Total	
Catalytic Converters, Radiators (V01)	
- Curbside	
- Dropoff	
Total	
Computer Systems (CB1)	
- Curbside	.70
- Dropoff	
Total	.70
Consumer electronics (CR1)	
- Curbside	.20
- Dropoff	
Total	.20
Fluorescent Tubes/CFLs (FL1)	
- Curbside	.40
- Dropoff	
Total	.40
Oil Filters (OL3)	
- Curbside	
- Dropoff	
Total	
Other: paints, varnishes, pesticides, etc. (HHW)	
- Curbside	
- Dropoff	
Total	
Used Oil (OL2)	
- Curbside	1,904.60
- Dropoff	
Total	1,904.60
<b>RESIDENTIAL HHW TOTAL</b>	<b>1,980.50</b>

**2006  
RESIDENTIAL ORGANICS**

Material/Zones	TOTAL
Food Waste (FW1)	
- Curbside	16.90
- Dropoff	
Total	16.90
Wood Waste (WW1)	
- Curbside	
- Dropoff	
Total	
Yard and Leaf Waste (Y01)	
- Curbside	1,293.30
- Dropoff	
Total	1,293.30
<b>RESIDENTIAL ORGANICS TOTAL</b>	<b>1,310.20</b>

**2006  
RESIDENTIAL SOLID WASTE**

Material/Zones	TOTAL
Refuse (MT1)	
- Curbside	
- Dropoff	
Total	
<b>RESIDENTIAL ORGANICS TOTAL</b>	<b>0.00</b>

# 2006 COMMERCIAL RECYCLING

Material/Zones	TOTAL
<b>SINGLE STREAM</b>	
Single Stream (SS1)	
- Curbside	
- Dropoff	
Total	
<b>COMMINGLED</b>	
Commingled Materials (XXX)	
- Curbside	551.40
- Dropoff	
Total	551.40
<b>PAPER</b>	
Brown Bags and Sacks (C02)	
- Curbside	
- Dropoff	
Total	
Cardboard (C01)	
- Curbside	2,600.40
- Dropoff	
Total	2,600.40
Computer Paper (PA5)	
- Curbside	
- Dropoff	
Total	
Magazines (PA1)	
- Curbside	.10
- Dropoff	
Total	.10
Mixed Papers (PA3)	
- Curbside	16.10
- Dropoff	
Total	16.10
Newsprint (PA2)	
- Curbside	
- Dropoff	
Total	
Office Papers (PA4)	
- Curbside	438.60
- Dropoff	
Total	438.60
Phone Books (PA6)	
- Curbside	
- Dropoff	
Total	
Drum Fiber (DR3)	
- Curbside	
- Dropoff	
Total	

Material/Zones	TOTAL
<b>METALS</b>	
Aluminum Cans (AA1)	
- Curbside	717.65
- Dropoff	
Total	717.65
Steel/Bimetal (tin) cans (F02)	
- Curbside	11.80
- Dropoff	
Total	11.80
Mixed Cans (MX2)	
- Curbside	
- Dropoff	
Total	
Aluminum Scrap (AA2)	
- Curbside	501.00
- Dropoff	
Total	501.00
Brass (N03)	
- Curbside	97.00
- Dropoff	
Total	97.00
Copper (N02)	
- Curbside	97.00
- Dropoff	
Total	97.00
Ferrous Metals (F01)	
- Curbside	4.70
- Dropoff	
Total	4.70
Non Ferrous Metals (N01)	
- Curbside	236.10
- Dropoff	
Total	236.10
Lead (N04)	
- Curbside	
- Dropoff	
Total	
Nickel (N10)	
- Curbside	
- Dropoff	
Total	
Stainless Steel (N05)	
- Curbside	
- Dropoff	
Total	
White Goods (F03)	
- Curbside	
- Dropoff	
Total	

# 2006 COMMERCIAL RECYCLING

Material/Zones	TOTAL
<b>Drum Steel (DR2)</b>	
- Curbside	
- Dropoff	
<b>Total</b>	
<b>Wire/Cable (W01)</b>	
- Curbside	
- Dropoff	
<b>Total</b>	
<b>Mixed Metals (MM1)</b>	
- Curbside	6,874.00
- Dropoff	
<b>Total</b>	<b>6,874.00</b>
<b>GLASS</b>	
<b>Brown Glass (GL4)</b>	
- Curbside	
- Dropoff	
<b>Total</b>	
<b>Clear Glass (GL1)</b>	
- Curbside	8.00
- Dropoff	
<b>Total</b>	<b>8.00</b>
<b>Green Glass (GL3)</b>	
- Curbside	
- Dropoff	
<b>Total</b>	
<b>Mixed Glass (GL2)</b>	
- Curbside	.10
- Dropoff	
<b>Total</b>	<b>.10</b>
<b>Other Glass (GL6)</b>	
- Curbside	4.20
- Dropoff	
<b>Total</b>	<b>4.20</b>
<b>Plate Glass (GL5)</b>	
- Curbside	
- Dropoff	
<b>Total</b>	
<b>PLASTICS</b>	
<b>#1 Plastic (PET) (PL1)</b>	
- Curbside	6.00
- Dropoff	
<b>Total</b>	<b>6.00</b>
<b>#2 Plastic (HDPE) (PL2)</b>	
- Curbside	15.70
- Dropoff	
<b>Total</b>	<b>15.70</b>

Material/Zones	TOTAL
<b>#3 Plastic (PVC) (PL3)</b>	
- Curbside	
- Dropoff	
<b>Total</b>	
<b>#4 Plastic (LDPE) (PL4)</b>	
- Curbside	
- Dropoff	
<b>Total</b>	
<b>#5 Plastic (PP) (PL5)</b>	
- Curbside	
- Dropoff	
<b>Total</b>	
<b>#6 Plastic (PS) (PL6)</b>	
- Curbside	
- Dropoff	
<b>Total</b>	
<b>Film Plastic (PL8)</b>	
- Curbside	21.00
- Dropoff	
<b>Total</b>	<b>21.00</b>
<b>Mixed Plastic (PL7)</b>	
- Curbside	4.30
- Dropoff	
<b>Total</b>	<b>4.30</b>
<b>Other Plastic (PL9)</b>	
- Curbside	4.80
- Dropoff	
<b>Total</b>	<b>4.80</b>
<b>Drum Plastic (DR1)</b>	
- Curbside	
- Dropoff	
<b>Total</b>	
<b>OTHER</b>	
<b>Asphalt (ASP)</b>	
- Curbside	
- Dropoff	
<b>Total</b>	
<b>Clothing and Textiles (MO3)</b>	
- Curbside	
- Dropoff	
<b>Total</b>	
<b>Construction and Demolition (MO2)</b>	
- Curbside	
- Dropoff	
<b>Total</b>	
<b>Furniture and Furnishings (MO4)</b>	
- Curbside	
- Dropoff	
<b>Total</b>	

## 2006 COMMERCIAL RECYCLING

Material/Zones	TOTAL
<b>Mattresses (MT1)</b>	
- Curbside	
- Dropoff	
<b>Total</b>	
<b>Rubber Tires (MO1)</b>	
- Curbside	22.00
- Dropoff	
<b>Total</b>	<b>22.00</b>
<b>Miscellaneous/Other</b>	
<b>Consumer Items (MIS)</b>	
- Curbside	
- Dropoff	
<b>Total</b>	

**2006 COMMERCIAL TOTAL - 12,231.95**

### 2006 COMMERCIAL ORGANICS

Material/Zones	TOTAL
<b>Food Waste (FW1)</b>	
- Curbside	
- Dropoff	
<b>Total</b>	
<b>Wood Waste (WW1)</b>	
- Curbside	.50
- Dropoff	
<b>Total</b>	<b>.50</b>
<b>Yard and Leaf Waste (Y01)</b>	
- Curbside	2,172.60
- Dropoff	
<b>Total</b>	<b>2,172.60</b>
<b>COMMERCIAL ORGANICS TOTAL</b>	<b>2,173.10</b>

### 2006 COMMERCIAL SOLID WASTE

Material/Zones	TOTAL
<b>Refuse (MT1)</b>	
- Curbside	
- Dropoff	
<b>Total</b>	
<b>COMMERCIAL ORGANICS TOTAL</b>	<b>0.00</b>

## 2007 RESIDENTIAL RECYCLING

Material/Zones	TOTAL
<b>SINGLE STREAM</b>	
Single Stream (SS1)	
- Curbside	
- Dropoff	
Total	
<b>COMMINGLED</b>	
Commingled Materials (XXX)	
- Curbside	345.11
- Dropoff	
Total	<b>345.11</b>
<b>PAPER</b>	
Brown Bags and Sacks (C02)	
- Curbside	
- Dropoff	
Total	
Cardboard (C01)	
- Curbside	1,657.67
- Dropoff	
Total	<b>1,657.67</b>
Computer Paper (PA5)	
- Curbside	
- Dropoff	
Total	
Magazines (PA1)	
- Curbside	.25
- Dropoff	
Total	<b>.25</b>
Mixed Papers (PA3)	
- Curbside	21.08
- Dropoff	565.86
Total	<b>586.94</b>
Newsprint (PA2)	
- Curbside	504.68
- Dropoff	
Total	<b>504.68</b>
Office Papers (PA4)	
- Curbside	85.06
- Dropoff	.
Total	<b>85.06</b>
Phone Books (PA6)	
- Curbside	
- Dropoff	
Total	
Drum Fiber (DR3)	
- Curbside	
- Dropoff	
Total	

Material/Zones	TOTAL
<b>METALS</b>	
Aluminum Cans (AA1)	
- Curbside	74.03
- Dropoff	0.43
Total	<b>74.46</b>
Steel/Bimetal (tin) cans (F02)	
- Curbside	345.22
- Dropoff	0.72
Total	<b>345.94</b>
Mixed Cans (MX2)	
- Curbside	
- Dropoff	1.58
Total	<b>1.58</b>
Aluminum Scrap (AA2)	
- Curbside	14.18
- Dropoff	12.00
Total	<b>26.18</b>
Brass (N03)	
- Curbside	
- Dropoff	
Total	
Copper (N02)	
- Curbside	
- Dropoff	
Total	
Ferrous Metals (F01)	
- Curbside	
- Dropoff	
Total	
Non Ferrous Metals (N01)	
- Curbside	
- Dropoff	
Total	
Lead (N04)	
- Curbside	
- Dropoff	
Total	
Nickel (N10)	
- Curbside	
- Dropoff	
Total	
Stainless Steel (N05)	
- Curbside	
- Dropoff	
Total	
White Goods (F03)	
- Curbside	
- Dropoff	
Total	

# 2007 RESIDENTIAL RECYCLING

Material/Zones	TOTAL
Drum Steel (DR2)	
- Curbside	
- Dropoff	
Total	
Wire/Cable (W01)	
- Curbside	
- Dropoff	
Total	
Mixed Metals (MM1)	
- Curbside	
- Dropoff	
Total	
<b>GLASS</b>	
Brown Glass (GL4)	
- Curbside	24.29
- Dropoff	
Total	24.29
Clear Glass (GL1)	
- Curbside	368.07
- Dropoff	
Total	368.07
Green Glass (GL3)	
- Curbside	100.55
- Dropoff	
Total	100.55
Mixed Glass (GL2)	
- Curbside	233.02
- Dropoff	.06
Total	233.08
Other Glass (GL6)	
- Curbside	170.21
- Dropoff	
Total	170.21
Plate Glass (GL5)	
- Curbside	
- Dropoff	
Total	
<b>PLASTICS</b>	
#1 Plastic (PET) (PL1)	
- Curbside	120.10
- Dropoff	
Total	120.10
#2 Plastic (HDPE) (PL2)	
- Curbside	100.01
- Dropoff	
Total	100.01

Material/Zones	TOTAL
#3 Plastic (PVC) (PL3)	
- Curbside	
- Dropoff	
Total	
#4 Plastic (LDPE) (PL4)	
- Curbside	
- Dropoff	
Total	
#5 Plastic (PP) (PL5)	
- Curbside	
- Dropoff	
Total	
#6 Plastic (PS) (PL6)	
- Curbside	
- Dropoff	
Total	
Film Plastic (PL8)	
- Curbside	5.71
- Dropoff	
Total	5.71
Mixed Plastic (PL7)	
- Curbside	7.42
- Dropoff	
Total	7.42
Other Plastic (PL9)	
- Curbside	26.78
- Dropoff	
Total	26.78
Drum Plastic (DR1)	
- Curbside	
- Dropoff	
Total	
<b>OTHER</b>	
Asphalt (ASP)	
- Curbside	
- Dropoff	
Total	
Clothing and Textiles (MO3)	
- Curbside	
- Dropoff	
Total	
Construction and Demolition (MO2)	
- Curbside	
- Dropoff	
Total	
Furniture and Furnishings (MO4)	
- Curbside	
- Dropoff	
Total	

## 2007 RESIDENTIAL RECYCLING

Material/Zones	TOTAL
Mattresses (MT1)	
- Curbside	
- Dropoff	
Total	
Rubber Tires (MO1)	
- Curbside	
- Dropoff	
Total	
Miscellaneous/Other	
Consumer Items (MIS)	
- Curbside	551.07
- Dropoff	
Total	551.07

**2007 RESIDENTIAL TOTAL - 5,335.16**

**2007  
RESIDENTIAL HHW**

Material/Zones	TOTAL
Antifreeze (O02)	
- Curbside	
- Dropoff	0.40
<b>Total</b>	<b>0.40</b>
Batteries: Lead Acid (B01)	
- Curbside	0.11
- Dropoff	
<b>Total</b>	<b>0.11</b>
Other Household Batteries (B02)	
- Curbside	
- Dropoff	0.05
<b>Total</b>	<b>0.05</b>
Catalytic Converters, Radiators (V01)	
- Curbside	
- Dropoff	
<b>Total</b>	
Computer Systems (CB1)	
- Curbside	
- Dropoff	
<b>Total</b>	
Consumer electronics (CR1)	
- Curbside	1.00
- Dropoff	
<b>Total</b>	<b>1.00</b>
Fluorescent Tubes/CFLs (FL1)	
- Curbside	0.36
- Dropoff	
<b>Total</b>	<b>0.36</b>
Oil Filters (OL3)	
- Curbside	
- Dropoff	
<b>Total</b>	
Other: paints, varnishes, pesticides, etc. (HHW)	
- Curbside	
- Dropoff	22.02
<b>Total</b>	<b>22.02</b>
Used Oil (OL2)	
- Curbside	1.90
- Dropoff	0.80
<b>Total</b>	<b>2.70</b>
<b>RESIDENTIAL HHW TOTAL</b>	<b>26.64</b>

**2007  
RESIDENTIAL ORGANICS**

Material/Zones	TOTAL
Food Waste (FW1)	
- Curbside	110.46
- Dropoff	
<b>Total</b>	<b>110.46</b>
Wood Waste (WW1)	
- Curbside	
- Dropoff	
<b>Total</b>	
Yard and Leaf Waste (Y01)	
- Curbside	1,812.60
- Dropoff	90.35
<b>Total</b>	<b>1,902.95</b>
<b>RESIDENTIAL ORGANICS TOTAL</b>	<b>2,013.41</b>

**2007  
RESIDENTIAL SOLID WASTE**

Material/Zones	TOTAL
Refuse (MT1)	
- Curbside	21.28
- Dropoff	
<b>Total</b>	<b>21.28</b>
<b>RESIDENTIAL ORGANICS TOTAL</b>	<b>21.28</b>

# 2007 COMMERCIAL RECYCLING

Material/Zones	TOTAL
<b>SINGLE STREAM</b>	
Single Stream (SS1)	
- Curbside	
- Dropoff	
Total	
<b>COMMINGLED</b>	
Commingled Materials (XXX)	
- Curbside	238.72
- Dropoff	
Total	238.72
<b>PAPER</b>	
Brown Bags and Sacks (C02)	
- Curbside	
- Dropoff	
Total	
Cardboard (C01)	
- Curbside	3,633.20
- Dropoff	148.22
Total	3,781.42
Computer Paper (PA5)	
- Curbside	
- Dropoff	
Total	
Magazines (PA1)	
- Curbside	.
- Dropoff	
Total	
Mixed Papers (PA3)	
- Curbside	
- Dropoff	
Total	
Newsprint (PA2)	
- Curbside	
- Dropoff	
Total	
Office Papers (PA4)	
- Curbside	96.44
- Dropoff	
Total	96.44
Phone Books (PA6)	
- Curbside	
- Dropoff	
Total	
Drum Fiber (DR3)	
- Curbside	
- Dropoff	
Total	

Material/Zones	TOTAL
<b>METALS</b>	
Aluminum Cans (AA1)	
- Curbside	5.78
- Dropoff	
Total	5.78
Steel/Bimetal (tin) cans (F02)	
- Curbside	
- Dropoff	
Total	
Mixed Cans (MX2)	
- Curbside	
- Dropoff	
Total	
Aluminum Scrap (AA2)	
- Curbside	
- Dropoff	
Total	
Brass (N03)	
- Curbside	
- Dropoff	
Total	
Copper (N02)	
- Curbside	
- Dropoff	
Total	
Ferrous Metals (F01)	
- Curbside	240.00
- Dropoff	
Total	240.00
Non Ferrous Metals (N01)	
- Curbside	
- Dropoff	
Total	
Lead (N04)	
- Curbside	
- Dropoff	
Total	
Nickel (N10)	
- Curbside	
- Dropoff	
Total	
Stainless Steel (N05)	
- Curbside	22.20
- Dropoff	
Total	22.20
White Goods (F03)	
- Curbside	
- Dropoff	
Total	

# 2007 COMMERCIAL RECYCLING

Material/Zones	TOTAL
Drum Steel (DR2)	
- Curbside	
- Dropoff	
Total	
Wire/Cable (W01)	
- Curbside	
- Dropoff	
Total	
Mixed Metals (MM1)	
- Curbside	
- Dropoff	
Total	
<b>GLASS</b>	
Brown Glass (GL4)	
- Curbside	
- Dropoff	
Total	
Clear Glass (GL1)	
- Curbside	
- Dropoff	
Total	
Green Glass (GL3)	
- Curbside	
- Dropoff	
Total	
Mixed Glass (GL2)	
- Curbside	
- Dropoff	
Total	
Other Glass (GL6)	
- Curbside	
- Dropoff	
Total	
Plate Glass (GL5)	
- Curbside	
- Dropoff	
Total	
<b>PLASTICS</b>	
#1 Plastic (PET) (PL1)	
- Curbside	
- Dropoff	
Total	
#2 Plastic (HDPE) (PL2)	
- Curbside	1.00
- Dropoff	
Total	1.00

Material/Zones	TOTAL
#3 Plastic (PVC) (PL3)	
- Curbside	
- Dropoff	
Total	
#4 Plastic (LDPE) (PL4)	
- Curbside	
- Dropoff	
Total	
#5 Plastic (PP) (PL5)	
- Curbside	
- Dropoff	
Total	
#6 Plastic (PS) (PL6)	
- Curbside	
- Dropoff	
Total	
Film Plastic (PL8)	
- Curbside	46.25
- Dropoff	
Total	46.25
Mixed Plastic (PL7)	
- Curbside	8.76
- Dropoff	
Total	8.76
Other Plastic (PL9)	
- Curbside	
- Dropoff	
Total	
Drum Plastic (DR1)	
- Curbside	
- Dropoff	
Total	
<b>OTHER</b>	
Asphalt (ASP)	
- Curbside	
- Dropoff	
Total	
Clothing and Textiles (MO3)	
- Curbside	
- Dropoff	
Total	
Construction and Demolition (MO2)	
- Curbside	
- Dropoff	
Total	
Furniture and Furnishings (MO4)	
- Curbside	
- Dropoff	
Total	

## 2007 COMMERCIAL RECYCLING

Material/Zones	TOTAL
<b>Mattresses (MT1)</b>	
- Curbside	
- Dropoff	
<b>Total</b>	
<b>Rubber Tires (MO1)</b>	
- Curbside	
- Dropoff	
<b>Total</b>	
<b>Miscellaneous/Other</b>	
<b>Consumer Items (MIS)</b>	
- Curbside	
- Dropoff	
<b>Total</b>	

**2007 COMMERCIAL TOTAL - 4,440.57**

### 2007 COMMERCIAL ORGANICS

Material/Zones	TOTAL
<b>Food Waste (FW1)</b>	
- Curbside	
- Dropoff	
<b>Total</b>	
<b>Wood Waste (WW1)</b>	
- Curbside	12.00
- Dropoff	
<b>Total</b>	12.00
<b>Yard and Leaf Waste (Y01)</b>	
- Curbside	510.20
- Dropoff	
<b>Total</b>	510.20
<b>COMMERCIAL ORGANICS TOTAL</b>	<b>522.20</b>

### 2007 COMMERCIAL SOLID WASTE

Material/Zones	TOTAL
<b>Refuse (MT1)</b>	
- Curbside	1,521.48
- Dropoff	
<b>Total</b>	1,521.48
<b>COMMERCIAL ORGANICS TOTAL</b>	<b>1,521.48</b>

# 2008 RESIDENTIAL RECYCLING

Material/Zones	TOTAL
<b>SINGLE STREAM</b>	
Single Stream (SS1)	
- Curbside	
- Dropoff	
Total	
<b>COMMINGLED</b>	
Commingled Materials (XXX)	
- Curbside	559.08
- Dropoff	
Total	<b>559.08</b>
<b>PAPER</b>	
Brown Bags and Sacks (C02)	
- Curbside	
- Dropoff	
Total	
Cardboard (C01)	
- Curbside	41.00
- Dropoff	5.20
Total	<b>46.20</b>
Computer Paper (PA5)	
- Curbside	
- Dropoff	
Total	
Magazines (PA1)	
- Curbside	
- Dropoff	
Total	
Mixed Papers (PA3)	
- Curbside	
- Dropoff	498.67
Total	<b>498.67</b>
Newsprint (PA2)	
- Curbside	245.60
- Dropoff	108.37
Total	<b>353.97</b>
Office Papers (PA4)	
- Curbside	
- Dropoff	
Total	
Phone Books (PA6)	
- Curbside	
- Dropoff	
Total	
Drum Fiber (DR3)	
- Curbside	
- Dropoff	
Total	

Material/Zones	TOTAL
<b>METALS</b>	
Aluminum Cans (AA1)	
- Curbside	75.83
- Dropoff	.03
Total	<b>75.86</b>
Steel/Bimetal (tin) cans (F02)	
- Curbside	360.17
- Dropoff	.
Total	<b>360.17</b>
Mixed Cans (MX2)	
- Curbside	
- Dropoff	
Total	
Aluminum Scrap (AA2)	
- Curbside	
- Dropoff	
Total	
Brass (N03)	
- Curbside	
- Dropoff	
Total	
Copper (N02)	
- Curbside	
- Dropoff	
Total	
Ferrous Metals (F01)	
- Curbside	
- Dropoff	
Total	
Non Ferrous Metals (N01)	
- Curbside	
- Dropoff	
Total	
Lead (N04)	
- Curbside	
- Dropoff	
Total	
Nickel (N10)	
- Curbside	
- Dropoff	
Total	
Stainless Steel (N05)	
- Curbside	
- Dropoff	
Total	
White Goods (F03)	
- Curbside	
- Dropoff	
Total	

## 2008 RESIDENTIAL RECYCLING

Material/Zones	TOTAL
<b>Drum Steel (DR2)</b>	
- Curbside	
- Dropoff	
<b>Total</b>	
<b>Wire/Cable (W01)</b>	
- Curbside	
- Dropoff	
<b>Total</b>	
<b>Mixed Metals (MM1)</b>	
- Curbside	
- Dropoff	8.70
<b>Total</b>	<b>8.70</b>
<b>GLASS</b>	
<b>Brown Glass (GL4)</b>	
- Curbside	50.46
- Dropoff	
<b>Total</b>	<b>50.46</b>
<b>Clear Glass (GL1)</b>	
- Curbside	379.29
- Dropoff	
<b>Total</b>	<b>379.29</b>
<b>Green Glass (GL3)</b>	
- Curbside	79.67
- Dropoff	
<b>Total</b>	<b>79.67</b>
<b>Mixed Glass (GL2)</b>	
- Curbside	358.32
- Dropoff	
<b>Total</b>	<b>358.32</b>
<b>Other Glass (GL6)</b>	
- Curbside	22.64
- Dropoff	
<b>Total</b>	<b>22.64</b>
<b>Plate Glass (GL5)</b>	
- Curbside	
- Dropoff	
<b>Total</b>	
<b>PLASTICS</b>	
<b>#1 Plastic (PET) (PL1)</b>	
- Curbside	124.78
- Dropoff	
<b>Total</b>	<b>124.78</b>
<b>#2 Plastic (HDPE) (PL2)</b>	
- Curbside	105.76
- Dropoff	
<b>Total</b>	<b>105.76</b>

Material/Zones	TOTAL
<b>#3 Plastic (PVC) (PL3)</b>	
- Curbside	
- Dropoff	
<b>Total</b>	
<b>#4 Plastic (LDPE) (PL4)</b>	
- Curbside	
- Dropoff	
<b>Total</b>	
<b>#5 Plastic (PP) (PL5)</b>	
- Curbside	
- Dropoff	
<b>Total</b>	
<b>#6 Plastic (PS) (PL6)</b>	
- Curbside	
- Dropoff	
<b>Total</b>	
<b>Film Plastic (PL8)</b>	
- Curbside	
- Dropoff	
<b>Total</b>	
<b>Mixed Plastic (PL7)</b>	
- Curbside	12.09
- Dropoff	
<b>Total</b>	<b>12.09</b>
<b>Other Plastic (PL9)</b>	
- Curbside	25.37
- Dropoff	
<b>Total</b>	<b>25.37</b>
<b>Drum Plastic (DR1)</b>	
- Curbside	
- Dropoff	
<b>Total</b>	
<b>OTHER</b>	
<b>Asphalt (ASP)</b>	
- Curbside	
- Dropoff	
<b>Total</b>	
<b>Clothing and Textiles (MO3)</b>	
- Curbside	
- Dropoff	
<b>Total</b>	
<b>Construction and Demolition (MO2)</b>	
- Curbside	
- Dropoff	
<b>Total</b>	
<b>Furniture and Furnishings (MO4)</b>	
- Curbside	
- Dropoff	
<b>Total</b>	

# 2008 RESIDENTIAL RECYCLING

Material/Zones	TOTAL
Mattresses (MT1)	
- Curbside	
- Dropoff	
Total	
Rubber Tires (MO1)	
- Curbside	
- Dropoff	
Total	
Miscellaneous/Other (MIS) Consumer Items	
- Curbside	6.22
- Dropoff	14,980.00
Total	14,986.22

**2008 RESIDENTIAL TOTAL - 18,047.24**

**2008  
RESIDENTIAL HHW**

Material/Zones	TOTAL
<b>Antifreeze (O02)</b>	
- Curbside	0.13
- Dropoff	0.01
<b>Total</b>	<b>0.14</b>
<b>Batteries: Lead Acid (B01)</b>	
- Curbside	1.47
- Dropoff	
<b>Total</b>	<b>1.47</b>
<b>Other Household Batteries (B02)</b>	
- Curbside	
- Dropoff	
<b>Total</b>	
<b>Catalytic Converters, Radiators (V01)</b>	
- Curbside	
- Dropoff	
<b>Total</b>	
<b>Computer Systems (CB1)</b>	
- Curbside	0.63
- Dropoff	
<b>Total</b>	<b>0.63</b>
<b>Consumer electronics (CR1)</b>	
- Curbside	0.98
- Dropoff	7.50
<b>Total</b>	<b>8.48</b>
<b>Fluorescent Tubes/CFLs (FL1)</b>	
- Curbside	0.77
- Dropoff	
<b>Total</b>	<b>0.77</b>
<b>Oil Filters (OL3)</b>	
- Curbside	0.25
- Dropoff	
<b>Total</b>	<b>0.25</b>
<b>Other: paints, varnishes, pesticides, etc. (HHW)</b>	
- Curbside	0.19
- Dropoff	
<b>Total</b>	<b>0.19</b>
<b>Used Oil (OL2)</b>	
- Curbside	0.92
- Dropoff	0.05
<b>Total</b>	<b>0.97</b>
<b>RESIDENTIAL HHW TOTAL</b>	<b>12.90</b>

**2008  
RESIDENTIAL ORGANICS**

Material/Zones	TOTAL
<b>Food Waste (FW1)</b>	
- Curbside	
- Dropoff	
<b>Total</b>	
<b>Wood Waste (WW1)</b>	
- Curbside	
- Dropoff	
<b>Total</b>	
<b>Yard and Leaf Waste (Y01)</b>	
- Curbside	2,745.77
- Dropoff	
<b>Total</b>	<b>2,745.77</b>
<b>RESIDENTIAL ORGANICS TOTAL</b>	<b>2,745.77</b>

**2008  
RESIDENTIAL SOLID WASTE**

Material/Zones	TOTAL
<b>Refuse (MT1)</b>	
- Curbside	
- Dropoff	
<b>Total</b>	
<b>RESIDENTIAL ORGANICS TOTAL</b>	<b>0.00</b>

# 2008 COMMERCIAL RECYCLING

Material/Zones	TOTAL
<b>SINGLE STREAM</b>	
Single Stream (SS1)	
- Curbside	
- Dropoff	
Total	
<b>COMMINGLED</b>	
Commingled Materials (XXX)	
- Curbside	2,486.96
- Dropoff	
Total	<b>2,486.96</b>
<b>PAPER</b>	
Brown Bags and Sacks (C02)	
- Curbside	
- Dropoff	
Total	
Cardboard (C01)	
- Curbside	4,397.57
- Dropoff	
Total	<b>4,397.57</b>
Computer Paper (PA5)	
- Curbside	0.13
- Dropoff	
Total	<b>0.13</b>
Magazines (PA1)	
- Curbside	.
- Dropoff	
Total	
Mixed Papers (PA3)	
- Curbside	8.55
- Dropoff	
Total	<b>8.55</b>
Newsprint (PA2)	
- Curbside	113.44
- Dropoff	
Total	<b>113.44</b>
Office Papers (PA4)	
- Curbside	422.40
- Dropoff	
Total	<b>422.40</b>
Phone Books (PA6)	
- Curbside	
- Dropoff	
Total	
Drum Fiber (DR3)	
- Curbside	
- Dropoff	
Total	

Material/Zones	TOTAL
<b>METALS</b>	
Aluminum Cans (AA1)	
- Curbside	36.20
- Dropoff	
Total	<b>36.20</b>
Steel/Bimetal (tin) cans (F02)	
- Curbside	0.50
- Dropoff	
Total	<b>0.50</b>
Mixed Cans (MX2)	
- Curbside	
- Dropoff	
Total	
Aluminum Scrap (AA2)	
- Curbside	89.80
- Dropoff	
Total	<b>89.80</b>
Brass (N03)	
- Curbside	
- Dropoff	
Total	
Copper (N02)	
- Curbside	
- Dropoff	
Total	
Ferrous Metals (F01)	
- Curbside	19.21
- Dropoff	
Total	<b>19.21</b>
Non Ferrous Metals (N01)	
- Curbside	3.59
- Dropoff	
Total	<b>3.59</b>
Lead (N04)	
- Curbside	
- Dropoff	
Total	
Nickel (N10)	
- Curbside	
- Dropoff	
Total	
Stainless Steel (N05)	
- Curbside	
- Dropoff	
Total	
White Goods (F03)	
- Curbside	
- Dropoff	
Total	

# 2008 COMMERCIAL RECYCLING

Material/Zones	TOTAL
<b>Drum Steel (DR2)</b>	
- Curbside	
- Dropoff	
<b>Total</b>	
<b>Wire/Cable (W01)</b>	
- Curbside	
- Dropoff	
<b>Total</b>	
<b>Mixed Metals (MM1)</b>	
- Curbside	
- Dropoff	
<b>Total</b>	
<b>GLASS</b>	
<b>Brown Glass (GL4)</b>	
- Curbside	
- Dropoff	
<b>Total</b>	
<b>Clear Glass (GL1)</b>	
- Curbside	2.18
- Dropoff	
<b>Total</b>	<b>2.18</b>
<b>Green Glass (GL3)</b>	
- Curbside	1.15
- Dropoff	
<b>Total</b>	<b>1.15</b>
<b>Mixed Glass (GL2)</b>	
- Curbside	
- Dropoff	
<b>Total</b>	
<b>Other Glass (GL6)</b>	
- Curbside	
- Dropoff	
<b>Total</b>	
<b>Plate Glass (GL5)</b>	
- Curbside	
- Dropoff	
<b>Total</b>	
<b>PLASTICS</b>	
<b>#1 Plastic (PET) (PL1)</b>	
- Curbside	
- Dropoff	9.60
<b>Total</b>	
<b>#2 Plastic (HDPE) (PL2)</b>	<b>9.60</b>
- Curbside	
- Dropoff	
<b>Total</b>	

Material/Zones	TOTAL
<b>#3 Plastic (PVC) (PL3)</b>	
- Curbside	
- Dropoff	
<b>Total</b>	
<b>#4 Plastic (LDPE) (PL4)</b>	
- Curbside	
- Dropoff	
<b>Total</b>	
<b>#5 Plastic (PP) (PL5)</b>	
- Curbside	137.12
- Dropoff	
<b>Total</b>	<b>137.12</b>
<b>#6 Plastic (PS) (PL6)</b>	
- Curbside	
- Dropoff	
<b>Total</b>	
<b>Film Plastic (PL8)</b>	
- Curbside	6.57
- Dropoff	
<b>Total</b>	<b>6.57</b>
<b>Mixed Plastic (PL7)</b>	
- Curbside	34.41
- Dropoff	
<b>Total</b>	<b>34.41</b>
<b>Other Plastic (PL9)</b>	
- Curbside	24.70
- Dropoff	
<b>Total</b>	<b>24.70</b>
<b>Drum Plastic (DR1)</b>	
- Curbside	
- Dropoff	
<b>Total</b>	
<b>OTHER</b>	
<b>Asphalt (ASP)</b>	
- Curbside	
- Dropoff	
<b>Total</b>	
<b>Clothing and Textiles (MO3)</b>	
- Curbside	
- Dropoff	
<b>Total</b>	
<b>Construction and Demolition (MO2)</b>	
- Curbside	
- Dropoff	
<b>Total</b>	
<b>Furniture and Furnishings (MO4)</b>	
- Curbside	
- Dropoff	
<b>Total</b>	

# 2008 COMMERCIAL RECYCLING

Material/Zones	TOTAL
<b>Mattresses (MT1)</b>	
- Curbside	
- Dropoff	
<b>Total</b>	
<b>Rubber Tires (MO1)</b>	
- Curbside	
- Dropoff	
<b>Total</b>	
<b>Miscellaneous/Other</b>	
<b>Consumer Items (MIS)</b>	
- Curbside	
- Dropoff	
<b>Total</b>	

<b>2008 COMMERCIAL TOTAL - 7,794.07</b>
---

## 2008 COMMERCIAL ORGANICS

Material/Zones	TOTAL
<b>Food Waste (FW1)</b>	
- Curbside	
- Dropoff	
<b>Total</b>	
<b>Wood Waste (WW1)</b>	
- Curbside	
- Dropoff	
<b>Total</b>	
<b>Yard and Leaf Waste (Y01)</b>	
- Curbside	
- Dropoff	
<b>Total</b>	
<b>COMMERCIAL ORGANICS TOTAL</b>	<b>0.00</b>

## 2008 COMMERCIAL SOLID WASTE

Material/Zones	TOTAL
<b>Refuse (MT1)</b>	
- Curbside	
- Dropoff	
<b>Total</b>	
<b>COMMERCIAL ORGANICS TOTAL</b>	<b>0.00</b>

## 2009 RESIDENTIAL RECYCLING

Material/Zones	TOTAL
<b>SINGLE STREAM</b>	
Single Stream (SS1)	
- Curbside	1,796.01
- Dropoff	
<b>Total</b>	<b>1,796.01</b>
<b>COMMINGLED</b>	
Commingled Materials (XXX)	
- Curbside	161.73
- Dropoff	
<b>Total</b>	<b>161.73</b>
<b>PAPER</b>	
Brown Bags and Sacks (C02)	
- Curbside	
- Dropoff	
<b>Total</b>	
Cardboard (C01)	
- Curbside	106.24
- Dropoff	1.40
<b>Total</b>	<b>107.64</b>
Computer Paper (PA5)	
- Curbside	
- Dropoff	
<b>Total</b>	
Magazines (PA1)	
- Curbside	
- Dropoff	
<b>Total</b>	
Mixed Papers (PA3)	
- Curbside	38.58
- Dropoff	287.73
<b>Total</b>	<b>326.31</b>
Newsprint (PA2)	
- Curbside	188.38
- Dropoff	
<b>Total</b>	<b>188.38</b>
Office Papers (PA4)	
- Curbside	
- Dropoff	35.00
<b>Total</b>	<b>35.00</b>
Phone Books (PA6)	
- Curbside	
- Dropoff	
<b>Total</b>	
Drum Fiber (DR3)	
- Curbside	
- Dropoff	
<b>Total</b>	

Material/Zones	TOTAL
<b>METALS</b>	
Aluminum Cans (AA1)	
- Curbside	20.06
- Dropoff	2.90
<b>Total</b>	<b>22.96</b>
Steel/Bimetal (tin) cans (F02)	
- Curbside	99.39
- Dropoff	0.68
<b>Total</b>	<b>100.07</b>
Mixed Cans (MX2)	
- Curbside	
- Dropoff	
<b>Total</b>	
Aluminum Scrap (AA2)	
- Curbside	6.30
- Dropoff	
<b>Total</b>	<b>6.30</b>
Brass (N03)	
- Curbside	
- Dropoff	
<b>Total</b>	
Copper (N02)	
- Curbside	
- Dropoff	
<b>Total</b>	
Ferrous Metals (F01)	
- Curbside	
- Dropoff	
<b>Total</b>	
Non Ferrous Metals (N01)	
- Curbside	
- Dropoff	
<b>Total</b>	
Lead (N04)	
- Curbside	
- Dropoff	
<b>Total</b>	
Nickel (N10)	
- Curbside	
- Dropoff	
<b>Total</b>	
Stainless Steel (N05)	
- Curbside	
- Dropoff	
<b>Total</b>	
White Goods (F03)	
- Curbside	
- Dropoff	
<b>Total</b>	

# 2009 RESIDENTIAL RECYCLING

Material/Zones	TOTAL
Drum Steel (DR2)	
- Curbside	
- Dropoff	
Total	
Wire/Cable (W01)	
- Curbside	
- Dropoff	
Total	
Mixed Metals (MM1)	
- Curbside	
- Dropoff	
Total	
<b>GLASS</b>	
Brown Glass (GL4)	
- Curbside	98.55
- Dropoff	
Total	98.55
Clear Glass (GL1)	
- Curbside	184.41
- Dropoff	
Total	184.41
Green Glass (GL3)	
- Curbside	63.00
- Dropoff	
Total	63.00
Mixed Glass (GL2)	
- Curbside	32.17
- Dropoff	.63
Total	32.80
Other Glass (GL6)	
- Curbside	
- Dropoff	
Total	
Plate Glass (GL5)	
- Curbside	
- Dropoff	
Total	
<b>PLASTICS</b>	
#1 Plastic (PET) (PL1)	
- Curbside	62.68
- Dropoff	
Total	62.68
#2 Plastic (HDPE) (PL2)	
- Curbside	49.04
- Dropoff	
Total	49.04

Material/Zones	TOTAL
#3 Plastic (PVC) (PL3)	
- Curbside	
- Dropoff	
Total	
#4 Plastic (LDPE) (PL4)	
- Curbside	
- Dropoff	
Total	
#5 Plastic (PP) (PL5)	
- Curbside	
- Dropoff	
Total	
#6 Plastic (PS) (PL6)	
- Curbside	
- Dropoff	
Total	
Film Plastic (PL8)	
- Curbside	
- Dropoff	
Total	
Mixed Plastic (PL7)	
- Curbside	11.30
- Dropoff	0.13
Total	11.43
Other Plastic (PL9)	
- Curbside	6.30
- Dropoff	
Total	6.30
Drum Plastic (DR1)	
- Curbside	
- Dropoff	
Total	
<b>OTHER</b>	
Asphalt (ASP)	
- Curbside	
- Dropoff	
Total	
Clothing and Textiles (MO3)	
- Curbside	
- Dropoff	
Total	
Construction and Demolition (MO2)	
- Curbside	
- Dropoff	
Total	
Furniture and Furnishings (MO4)	
- Curbside	
- Dropoff	
Total	

# 2009 RESIDENTIAL RECYCLING

Material/Zones	TOTAL
Mattresses (MT1)	
- Curbside	
- Dropoff	
Total	
Rubber Tires (MO1)	
- Curbside	
- Dropoff	
Total	
Miscellaneous/Other	
Consumer Items (MIS)	
- Curbside	
- Dropoff	
Total	

**2009 RESIDENTIAL TOTAL - 3,252.62**

**2009  
RESIDENTIAL HHW**

Material/Zones	TOTAL
Antifreeze (O02)	
- Curbside	0.02
- Dropoff	0.23
<b>Total</b>	<b>0.25</b>
Batteries: Lead Acid (B01)	
- Curbside	117.85
- Dropoff	0.53
<b>Total</b>	<b>118.38</b>
Other Household Batteries (B02)	
- Curbside	0.05
- Dropoff	0.06
<b>Total</b>	<b>0.11</b>
Catalytic Converters, Radiators (V01)	
- Curbside	
- Dropoff	
<b>Total</b>	
Computer Systems (CB1)	
- Curbside	3.89
- Dropoff	1.20
<b>Total</b>	<b>5.09</b>
Consumer electronics (CR1)	
- Curbside	0.56
- Dropoff	1.20
<b>Total</b>	<b>1.58</b>
Fluorescent Tubes/CFLs (FL1)	
- Curbside	23.31
- Dropoff	
<b>Total</b>	<b>23.31</b>
Oil Filters (OL3)	
- Curbside	
- Dropoff	
<b>Total</b>	
Other: paints, varnishes, pesticides, etc. (HHW)	
- Curbside	
- Dropoff	10.85
<b>Total</b>	<b>10.85</b>
Used Oil (OL2)	
- Curbside	
- Dropoff	0.23
<b>Total</b>	<b>0.23</b>
<b>RESIDENTIAL HHW TOTAL</b>	<b>159.79</b>

**2009  
RESIDENTIAL ORGANICS**

Material/Zones	TOTAL
Food Waste (FW1)	
- Curbside	27.42
- Dropoff	
<b>Total</b>	<b>27.42</b>
Wood Waste (WW1)	
- Curbside	
- Dropoff	
<b>Total</b>	
Yard and Leaf Waste (Y01)	
- Curbside	3,704.38
- Dropoff	
<b>Total</b>	<b>3,704.38</b>
<b>RESIDENTIAL ORGANICS TOTAL</b>	<b>3,731.80</b>

**2009  
RESIDENTIAL SOLID WASTE**

Material/Zones	TOTAL
Refuse (MT1)	
- Curbside	
- Dropoff	
<b>Total</b>	
<b>RESIDENTIAL ORGANICS TOTAL</b>	<b>0.00</b>

# 2009 COMMERCIAL RECYCLING

Material/Zones	TOTAL
<b>SINGLE STREAM</b>	
Single Stream (SS1)	
- Curbside	2,967.93
- Dropoff	
<b>Total</b>	<b>2,967.93</b>
<b>COMMINGLED</b>	
Commingled Materials (XXX)	
- Curbside	525.88
- Dropoff	
<b>Total</b>	<b>525.88</b>
<b>PAPER</b>	
Brown Bags and Sacks (C02)	
- Curbside	
- Dropoff	
<b>Total</b>	
Cardboard (C01)	
- Curbside	11,566.52
- Dropoff	
<b>Total</b>	<b>11,566.52</b>
Computer Paper (PA5)	
- Curbside	
- Dropoff	
<b>Total</b>	
Magazines (PA1)	
- Curbside	.
- Dropoff	
<b>Total</b>	
Mixed Papers (PA3)	
- Curbside	94.34
- Dropoff	
<b>Total</b>	<b>94.34</b>
Newsprint (PA2)	
- Curbside	3.90
- Dropoff	
<b>Total</b>	<b>3.90</b>
Office Papers (PA4)	
- Curbside	513.93
- Dropoff	
<b>Total</b>	<b>513.93</b>
Phone Books (PA6)	
- Curbside	
- Dropoff	
<b>Total</b>	
Drum Fiber (DR3)	
- Curbside	
- Dropoff	
<b>Total</b>	

Material/Zones	TOTAL
<b>METALS</b>	
Aluminum Cans (AA1)	
- Curbside	37.75
- Dropoff	
<b>Total</b>	<b>37.75</b>
Steel/Bimetal (tin) cans (F02)	
- Curbside	91.36
- Dropoff	
<b>Total</b>	<b>91.36</b>
Mixed Cans (MX2)	
- Curbside	
- Dropoff	
<b>Total</b>	
Aluminum Scrap (AA2)	
- Curbside	61.04
- Dropoff	
<b>Total</b>	<b>61.04</b>
Brass (N03)	
- Curbside	
- Dropoff	
<b>Total</b>	
Copper (N02)	
- Curbside	
- Dropoff	
<b>Total</b>	
Ferrous Metals (F01)	
- Curbside	5.96
- Dropoff	
<b>Total</b>	<b>5.96</b>
Non Ferrous Metals (N01)	
- Curbside	12.65
- Dropoff	
<b>Total</b>	<b>12.65</b>
Lead (N04)	
- Curbside	
- Dropoff	
<b>Total</b>	
Nickel (N10)	
- Curbside	
- Dropoff	
<b>Total</b>	
Stainless Steel (N05)	
- Curbside	
- Dropoff	
<b>Total</b>	
White Goods (F03)	
- Curbside	
- Dropoff	
<b>Total</b>	

# 2009 COMMERCIAL RECYCLING

Material/Zones	TOTAL
<b>Drum Steel (DR2)</b>	
- Curbside	
- Dropoff	
<b>Total</b>	
<b>Wire/Cable (W01)</b>	
- Curbside	
- Dropoff	
<b>Total</b>	
<b>Mixed Metals (MM1)</b>	
- Curbside	75.00
- Dropoff	
<b>Total</b>	<b>75.00</b>
<b>GLASS</b>	
<b>Brown Glass (GL4)</b>	
- Curbside	
- Dropoff	
<b>Total</b>	
<b>Clear Glass (GL1)</b>	
- Curbside	10.81
- Dropoff	
<b>Total</b>	<b>10.81</b>
<b>Green Glass (GL3)</b>	
- Curbside	
- Dropoff	
<b>Total</b>	
<b>Mixed Glass (GL2)</b>	
- Curbside	5.38
- Dropoff	
<b>Total</b>	<b>5.38</b>
<b>Other Glass (GL6)</b>	
- Curbside	0.31
- Dropoff	
<b>Total</b>	<b>0.31</b>
<b>Plate Glass (GL5)</b>	
- Curbside	
- Dropoff	
<b>Total</b>	
<b>PLASTICS</b>	
<b>#1 Plastic (PET) (PL1)</b>	
- Curbside	21.00
- Dropoff	
<b>Total</b>	<b>21.00</b>
<b>#2 Plastic (HDPE) (PL2)</b>	
- Curbside	
- Dropoff	
<b>Total</b>	

Material/Zones	TOTAL
<b>#3 Plastic (PVC) (PL3)</b>	
- Curbside	
- Dropoff	
<b>Total</b>	
<b>#4 Plastic (LDPE) (PL4)</b>	
- Curbside	
- Dropoff	
<b>Total</b>	
<b>#5 Plastic (PP) (PL5)</b>	
- Curbside	
- Dropoff	
<b>Total</b>	
<b>#6 Plastic (PS) (PL6)</b>	
- Curbside	
- Dropoff	
<b>Total</b>	
<b>Film Plastic (PL8)</b>	
- Curbside	9.96
- Dropoff	
<b>Total</b>	<b>9.96</b>
<b>Mixed Plastic (PL7)</b>	
- Curbside	18.51
- Dropoff	
<b>Total</b>	<b>18.51</b>
<b>Other Plastic (PL9)</b>	
- Curbside	27.17
- Dropoff	
<b>Total</b>	<b>27.17</b>
<b>Drum Plastic (DR1)</b>	
- Curbside	
- Dropoff	
<b>Total</b>	
<b>OTHER</b>	
<b>Asphalt (ASP)</b>	
- Curbside	
- Dropoff	
<b>Total</b>	
<b>Clothing and Textiles (MO3)</b>	
- Curbside	
- Dropoff	
<b>Total</b>	
<b>Construction and Demolition (MO2)</b>	
- Curbside	
- Dropoff	
<b>Total</b>	
<b>Furniture and Furnishings (MO4)</b>	
- Curbside	
- Dropoff	
<b>Total</b>	

## 2009 COMMERCIAL RECYCLING

Material/Zones	TOTAL
<b>Mattresses (MT1)</b>	
- Curbside	
- Dropoff	
<b>Total</b>	
<b>Rubber Tires (MO1)</b>	
- Curbside	
- Dropoff	
<b>Total</b>	
<b>Miscellaneous/Other</b>	
<b>Consumer Items (MIS)</b>	
- Curbside	
- Dropoff	
<b>Total</b>	

**2009 COMMERCIAL TOTAL - 16,049.40**

### 2009 COMMERCIAL ORGANICS

Material/Zones	TOTAL
<b>Food Waste (FW1)</b>	
- Curbside	
- Dropoff	
<b>Total</b>	
<b>Wood Waste (WW1)</b>	
- Curbside	0.19
- Dropoff	
<b>Total</b>	0.19
<b>Yard and Leaf Waste (Y01)</b>	
- Curbside	
- Dropoff	
<b>Total</b>	
<b>COMMERCIAL ORGANICS TOTAL</b>	<b>0.19</b>

### 2009 COMMERCIAL SOLID WASTE

Material/Zones	TOTAL
<b>Refuse (MT1)</b>	
- Curbside	
- Dropoff	
<b>Total</b>	
<b>COMMERCIAL ORGANICS TOTAL</b>	<b>0.00</b>

WASHINGTON COUNTY

Sanitary Landfills

Site & Location

Arden Landfill  
Chartiers Township  
I. D. #100172  
Issue Date: 7/26/90  
Exp. Date: 6/1/17

Business Address

Michael T. Rind, P.E.  
Arden Landfill, Inc.  
200 Rangos Lane  
Washington, PA 15301  
724-321-7028  
FAX 724-225-2630  
ERC

Fly Ash/Industrial Waste Site

Site & Location

Mitchell Power Station  
Union Township  
I. D. #300809  
Issue Date: 10/7/81 Reissued: 3/28/02  
Exp. Date: 8/28/08

Business Address

David Hoone  
Allegheny Energy Supply Company, LLC  
4350 Northern Pike  
Monroeville, PA 15146-2841  
724-626-5109  
FAX 412-856-2394

Municipal Waste Processing Facilities

Site & Location

Business Address

None

Residual Waste Processing Facility

Site & Location

Business Address

Thermal Clean Processing  
Amwell Township  
I.D. #301225 (NOT OPERATING)  
Issue Date: 10/23/91  
Exp. Date: 5/9/10

Bill Spencer  
Thermal-Clean Services Corp.  
896 East National Pike  
Washington, PA 15301-7210  
724-228-1111  
FAX 724-228-1500

Hansen Processing Facility  
West Finley Township  
ID #301268  
Issue Date: 2/27/95 Renewed: 8/11/04  
Exp. Date: 2/27/15

Lars Hansen, P.E.  
Hansen Engineering  
167 Laidley's Run Road  
West Alexander, PA 15376  
724-484-7551  
FAX 724-484-7989

Transfer Station

Site & Location

Business Address

Weavertown Transfer Facility  
Cecil Township  
I. D. #101532  
Issue Date: 7/27/00 Renewal: 11/29/00  
Exp. Date: 7/26/10

Don E. Fuchs  
Weavertown Transport Leasing, Inc.  
201 S. Johnson Road  
Houston, PA 15342  
724-746-4850  
FAX 724-746-9024

Commercial Hazardous Waste Facilities

Site & Location

Business Address

MAX Environmental  
Bulger Facility  
Smith Township  
I.D. #PAD059087072  
Permit: Storage & Treatment - Interim  
Status New Landfill - Phase I Approved

Henry Springer, P.E., Vice President of  
Compliance & Engineering  
MAX Environmental Technologies  
233 Max Lane  
Yukon, PA 15698  
724-722-3500  
FAX 724-722-3520  
hspringer@maxenvironmental.com

**PENNSYLVANIA LICENSED HAZARDOUS WASTE TRANSPORTERS**COMPANY NAME AND ADDRESS

REVISE 12/30/2010

**142698 CANADA INC.**  
1818 BURLINGTON ST  
HAMILTON, ON L8H 3L4

LICENSE # PA-AH 0761  
LIC EXPIRES 05/31/2011  
EPA ID # NYF006000129  
PHONE # 905-549-7800

**A&D ENVIRONMENTAL SERVICES (SC), LLC**  
1741 CALKS FERRY RD  
LEXINGTON, SC 29073

LICENSE # PA-AH 0743  
LIC EXPIRES 04/30/2012  
EPA ID # SCD987598331  
PHONE # 803-957-9175

**A&D ENVIRONMENTAL SERVICES, INC.**  
2718 UWHARRIE RD  
ARCHDALE, NC 27263

LICENSE # PA-AH 0760  
LIC EXPIRES 04/30/2011  
EPA ID # NCD986232221  
PHONE # 803-957-9175

**A&R LOGISTICS, INC. DBA A&R TRANSPORT, INC.**  
2223 EMPRESS RD  
JOLIET, IL 60436

LICENSE # PA-AH 0771  
LIC EXPIRES 06/30/2012  
EPA ID # IL0001006014  
PHONE # 800-542-8058

**ACTION RESOURCES, INC.**  
40 COUNTY RD 517  
HANCEVILLE, AL 35077

LICENSE # PA-AH 0650  
LIC EXPIRES 02/29/2012  
EPA ID # ALR000007237  
PHONE # 256-352-7081

**ADVANCED WASTE CARRIERS, INC.**  
1126 SOUTH 70TH ST  
SUITE N408B  
WEST ALLIS, WI 53214

LICENSE # PA-AH 0742  
LIC EXPIRES 06/30/2012

**AEG ENVIRONMENTAL PRODUCTS & SERVICES, INC.**  
PO BOX 286  
WESTMINSTER, MD 21158

EPA ID # WI0000815381  
PHONE # 414-475-3100  
LICENSE # PA-AH 0701  
LIC EXPIRES 10/31/2011  
EPA ID # MDR000502450  
PHONE # 410-876-0764

**AERC.COM, INC.**  
2591 MITCHELL AVE  
ALLENTOWN, PA 18103-6609

LICENSE # PA-AH 0687  
LIC EXPIRES 02/29/2012  
EPA ID # PAD987367216  
PHONE # 610-797-7608

**ALLSTATE O.R.C., INC.**  
473 HAMBURG TURNPIKE  
WEST MILFORD, NJ 07480-3746

LICENSE # PA-AH 0564  
LIC EXPIRES 05/31/2011  
EPA ID # NJD986588630  
PHONE # 973-696-3122

**ALLSTATE POWER VAC, INC.**  
928 E HAZELWOOD AVE  
RAHWAY, NJ 07065

LICENSE # PA-AH 0339  
LIC EXPIRES 09/30/2012  
EPA ID # NJD003812047  
PHONE # 732-815-0220

**ALTOM TRANSPORT, INC.**  
4242 S KNOX AVE  
CHICAGO, IL 60632

LICENSE # PA-AH 0693  
LIC EXPIRES 09/30/2012  
EPA ID # ILD984774331  
PHONE # 800-327-8903

COMPANY NAME AND ADDRESS

REVISE 12/30/2010

**AMERICAN ENVIRONMENTAL SERVICES, INC.**  
2100 GEORGETOWNE DR  
SUITE 303  
SEWICKLEY, PA 15143

LICENSE # PA-AH 0671  
LIC EXPIRES 10/31/2012

EPA ID # PAR000523654  
PHONE # 724-933-4100

**AMERICAN TRANSPORTATION SOLUTIONS, LLC**  
2100 GEORGETOWNE DR  
STE 303  
SEWICKLEY, PA 15143

LICENSE # PA-AH 0779  
LIC EXPIRES 01/31/2013

EPA ID # PAR000521740  
PHONE # 724-933-4100

**AMERITECH ENVIRONMENTAL SERVICES, INC.**  
PO BOX 539  
ELIOT, ME 03903

LICENSE # PA-AH 0677  
LIC EXPIRES 12/31/2012  
EPA ID # MER000500595  
PHONE # 207-438-9149

**AQUA-TEX TRANSPORT, INC.**  
PO BOX 1204  
HAMMONTON, NJ 08037

LICENSE # PA-AH S179  
LIC EXPIRES 09/30/2012  
EPA ID # NJD986625069  
PHONE # 609-567-8280

**AQUILEX HYDROCHEM, INC.**  
900 GEORGIA AVE  
DEER PARK, TX 77536

LICENSE # PA-AH 0694  
LIC EXPIRES 10/31/2012  
EPA ID # TXR000022764  
PHONE # 713-393-5729

**ASHLAND INC.**  
5200 BLAZER PKY  
DUBLIN, OH 43017

LICENSE # PA-AH 0121  
LIC EXPIRES 02/28/2011  
EPA ID # OHD042311209  
PHONE # 937-231-2185

**AUCHTER INDUSTRIAL VAC SERVICE, INC.**  
4801 S WOOD AVE  
LINDEN, NJ 07036

LICENSE # PA-AH 0444  
LIC EXPIRES 11/30/2011  
EPA ID # NJD980772768  
PHONE # 908-925-1515

**BALTIMORE TANK LINES, INC.**  
PO BOX 1028  
GLEN BURNIE, MD 21060-1028

LICENSE # PA-AH 0458  
LIC EXPIRES 05/31/2012  
EPA ID # MDD045672987  
PHONE # 410-760-5500

**BARNETT TRANSPORTATION, INC.**  
PO BOX 2468  
TUSCALOOSA, AL 35403

LICENSE # PA-AH 0700  
LIC EXPIRES 10/31/2011  
EPA ID # ALD983186412  
PHONE # 205-759-5113

**BARR TRANSPORTATION CORP.**  
920 SPENCER ST  
SYRACUSE, NY 13204

LICENSE # PA-AH 0571  
LIC EXPIRES 09/30/2011  
EPA ID # NYD077286037  
PHONE # 315-258-4272

**BED ROCK, INC. DBA TSMTCO**  
PO BOX 113  
JOPLIN, MO 64802

LICENSE # PA-AH 0697  
LIC EXPIRES 12/31/2012  
EPA ID # MOD095038998  
PHONE # 417-624-3131

**BEELMAN TRUCK CO.**  
1 RACEHORSE DR  
EAST ST LOUIS, IL 62205

LICENSE # PA-AH 0363  
LIC EXPIRES 08/31/2011  
EPA ID # ILR000135236  
PHONE # 618-646-5312

COMPANY NAME AND ADDRESS

REVISE 12/30/2010

**BESTRANS, INC.**

931 RED TOAD RD  
NORTH EAST, MD 21901

LICENSE # PA-AH 0766  
LIC EXPIRES 12/31/2011  
EPA ID # MDR000523245  
PHONE # 443-350-0241

**BETHLEHEM APPARATUS COMPANY, INC.**

PO BOX Y  
890 FRONT ST  
HELLERTOWN, PA 18055

LICENSE # PA-AH 0681  
LIC EXPIRES 05/31/2011

**BETTER MANAGEMENT CORPORATION OF OHIO, INC.**

PO BOX 130  
COLUMBIANA, OH 44408

EPA ID # PAD002390961  
PHONE # 610-838-7034  
LICENSE # PA-AH 0773  
LIC EXPIRES 09/30/2012  
EPA ID # OHR000159228  
PHONE # 330-482-7070

**BIOMEDICAL WASTE SERVICES, INC.**

7833 GOLDEN PINE CIRCLE  
SEVERN, MD 21144

LICENSE # PA-AH 0753  
LIC EXPIRES 10/31/2012  
EPA ID # MDR000509283  
PHONE # 410-627-7753

**BIONOMICS, INC.**

PO BOX 817  
KINGSTON, TN 37763

LICENSE # PA-AH 0730  
LIC EXPIRES 01/31/2013  
EPA ID # TND982116493  
PHONE # 865-220-8501

**BIO-TEAM MOBILE LLC**

6 E KENDIG RD  
WILLOW ST, PA 17584

LICENSE # PA-AH 0733  
LIC EXPIRES 07/31/2011  
EPA ID # PAR000522771  
PHONE # 717-464-7336

**BISHOP & ASSOCIATES, INC.**

PO BOX 6483  
BALTIMORE, MD 21230

LICENSE # PA-AH 0717  
LIC EXPIRES 02/28/2013  
EPA ID # MDR000511352  
PHONE # 410-468-0400

**BRENNTAG NORTHEAST, INC.**

81 WEST HULLER LANE  
READING, PA 19605

LICENSE # PA-AH 0082  
LIC EXPIRES 04/30/2011  
EPA ID # PAD002361764  
PHONE # 610-926-4151

**BUFFALO FUEL CORP.**

4870 PACKARD RD  
NIAGARA FALLS, NY 14304

LICENSE # PA-AH 0147  
LIC EXPIRES 03/31/2013  
EPA ID # NYR000045724  
PHONE # 716-278-2000

**CAMBRIDGE CHEMICAL CLEANING, INC.**

PO BOX 4220  
1250 W ELIZABETH AVE  
LINDEN, NJ 07036

LICENSE # PA-AH 0356  
LIC EXPIRES 05/31/2011

**CARE ENVIRONMENTAL CORP.**

10 ORBEN DR  
LANDING, NJ 07850

EPA ID # NJD063147797  
PHONE # 908-862-9363  
LICENSE # PA-AH 0735  
LIC EXPIRES 08/31/2011  
EPA ID # NJR000032391  
PHONE # 229-242-6565

**CARLUCCI CONSTRUCTION COMPANY, INC.**

401 MEADOW ST  
CHESWICK, PA 15024

LICENSE # PA-AH 0297  
LIC EXPIRES 06/30/2012  
EPA ID # PAD108895905  
PHONE # 724-274-5707

COMPANY NAME AND ADDRESS

REVISE 12/30/2010

**CEMCO-CUSTOM ENVIRONMENTAL MANAGEMENT CO., INC.**  
PO BOX 212  
HAINESPORT, NJ 08036

LICENSE # PA-AH 0776  
LIC EXPIRES 11/30/2012  
EPA ID # NJR000064766  
PHONE # 609-261-3848

**CHEMICAL ANALYTICS, INC.**  
29959 BEVERLY RD  
ROMULUS, MI 48174

LICENSE # PA-AH 0584  
LIC EXPIRES 03/31/2012  
EPA ID # MID985568021  
PHONE # 734-326-9400

**CHEMICAL SOLVENTS, INC.**  
3751 JENNINGS RD  
CLEVELAND, OH 44109

LICENSE # PA-AH 0049  
LIC EXPIRES 11/30/2012  
EPA ID # OHD052937885  
PHONE # 800-362-0693

**CHEMTRON CORP.**  
35850 SCHNEIDER CT  
AVON, OH 44011

LICENSE # PA-AH 0199  
LIC EXPIRES 08/31/2011  
EPA ID # OHD066060609  
PHONE # 440-932-6348

**CLEAN HARBORS ENVIRONMENTAL SERVICES, INC.**  
42 LONGWATER DR  
NORWELL, MA 02061

LICENSE # PA-AH 0312  
LIC EXPIRES 03/31/2011  
EPA ID # MAD039322250  
PHONE # 781-792-5764

**CLEAN VENTURE, INC.**  
201 S FIRST ST  
ELIZABETH, NJ 07206

LICENSE # PA-AH 0299  
LIC EXPIRES 08/31/2011  
EPA ID # NJ0000027193  
PHONE # 717-938-4700

**COAL CITY COB COMPANY, INC.**  
PO BOX 597  
WAXAHACHIE, TX 75168

LICENSE # PA-AH 0589  
LIC EXPIRES 04/30/2012  
EPA ID # TXR000079839  
PHONE # 972-923-7508

**CONSOLIDATED TRANSPORTATION, INC.**  
23 PERRINE ST  
PO BOX 768  
AUBURN, NY 13021

LICENSE # PA-AH 0059  
LIC EXPIRES 11/30/2012  
EPA ID # NYD013626650  
PHONE # 315-253-0373

**COUSINS WASTE CONTROL, LLC**  
1701 E MATZINGER RD  
TOLEDO, OH 43612

LICENSE # PA-AH 0344  
LIC EXPIRES 11/30/2012  
EPA ID # OHD981000557  
PHONE # 419-726-1500

**DALMATIAN TRANSPORTATION, LTD.**  
PO BOX 926  
HEBRON, OH 43025

LICENSE # PA-AH 0740  
LIC EXPIRES 03/31/2012  
EPA ID # OHR000110858  
PHONE # 740-928-1506

**DART TRUCKING COMPANY, INC.**  
PO BOX 157  
11017 MARKET ST  
NORTH LIMA, OH 44452

LICENSE # PA-AH 0219  
LIC EXPIRES 02/28/2013

**DAVID J. WINNING COMPANY**  
5610 AIKEN RD  
MCKEES ROCKS, PA 15136

EPA ID # OHR000159129  
PHONE # 330-549-4120  
LICENSE # PA-AH S100  
LIC EXPIRES 07/31/2012  
EPA ID # PAD000650887  
PHONE # 412-787-1423

COMPANY NAME AND ADDRESS

REVISE 12/30/2010

**DISPOSAL CONSULTANT SERVICES, INC.**  
50 HOWARD ST  
PISCATAWAY, NJ 08854

LICENSE # PA-AH 0754  
LIC EXPIRES 10/31/2012  
EPA ID # NJR000063677  
PHONE # 732-424-1998

**DTC ENVIRONMENTAL SERVICES, INC.**  
2567 CONGO ARROYO RD  
NEWELL, WV 26050

LICENSE # PA-AH 0612  
LIC EXPIRES 01/31/2011  
EPA ID # WVD988786455  
PHONE # 304-387-3860

**DUPRE LOGISTICS, L.L.C.**  
201 ENERGY PKY  
LAFAYETTE, LA 70508

LICENSE # PA-AH 0764  
LIC EXPIRES 07/31/2011  
EPA ID # LAR000045963  
PHONE # 337-314-2255

**DUQUESNE LIGHT COMPANY**  
CONST COORD & UNDERGRND  
2645 NEW BEAVER AVE  
PITTSBURGH, PA 15233

LICENSE # PA-AH 0462  
LIC EXPIRES 06/30/2012  
EPA ID # PAD987391836  
PHONE # 412-393-5024

**E. I. DUPONT DE NEMOURS AND COMPANY**  
EXPERIMENTAL STATION  
PO BOX 80249 RT 141  
WILMINGTON, DE 19880-0249

LICENSE # PA-AH S227  
LIC EXPIRES 04/30/2012  
EPA ID # DED003930807  
PHONE # 302-695-7810

**EAP INDUSTRIES, INC.**  
PO BOX 275  
1575 SMITH TWP STATE RD RT 18  
ATLASBURG, PA 15004

LICENSE # PA-AH 0660  
LIC EXPIRES 06/30/2012

**EARTH TECHNOLOGY II, LLC**  
PO BOX 338  
NORTH HAVEN, CT 06473

EPA ID # PAR000042341  
PHONE # 724-947-8680  
LICENSE # PA-AH 0691  
LIC EXPIRES 07/31/2012  
EPA ID # CTR000506428  
PHONE # 203-269-2202

**ECOFLO, INC.**  
2750 PATTERSON ST  
GREENSBORO, NC 27407

LICENSE # PA-AH 0225  
LIC EXPIRES 04/30/2011  
EPA ID # NCD980842132  
PHONE # 336-855-7925

**EDWARD ARMSTRONG & SONS, INC.**  
205 GREENFIELD RD  
LANCASTER, PA 17601

LICENSE # PA-AH 0027  
LIC EXPIRES 04/30/2012  
EPA ID # PAD014286009  
PHONE # 717-393-2770

**ELDREDGE, INC.**  
898 FERN HILL RD  
WEST CHESTER, PA 19380

LICENSE # PA-AH 0056  
LIC EXPIRES 11/30/2012  
EPA ID # PAD014146179  
PHONE # 610-436-4749

**ELK TRANSPORTATION, INC.**  
1420 CLARION ST  
READING, PA 19061

LICENSE # PA-AH 0413  
LIC EXPIRES 05/31/2012  
EPA ID # PAD987271020  
PHONE # 610-372-4760

**ELLIOTT TRUCK LINE, INC.**  
PO BOX 1  
532 SOUTH WILSON ST  
VINITA, OK 74301

LICENSE # PA-AH 0355  
LIC EXPIRES 05/31/2011  
EPA ID # OKD981597347  
PHONE # 918-256-5534

COMPANY NAME AND ADDRESS

REVISE 12/30/2010

**EMERALD ENVIRONMENTAL SERVICES, INC.**  
1621 ST CLAIR AVE  
KENT, OH 44240

LICENSE # PA-AH 0641  
LIC EXPIRES 12/31/2011  
EPA ID # OHR000102053  
PHONE # 330-677-0785

**EMPIRE WRECKING CO. OF READING, PA.**  
1420 CLARION ST  
READING, PA 19601

LICENSE # PA-AH 0255  
LIC EXPIRES 01/31/2011  
EPA ID # PAD002497386  
PHONE # 610-372-6511

**ENPRO SERVICES, INC.**  
12 MULLIKEN WAY  
NEWBURYPORT, MA 01950

LICENSE # PA-AH 0696  
LIC EXPIRES 10/31/2012  
EPA ID # MAD980670004  
PHONE # 978-465-1596

**ENVIRITE OF OHIO, INC.**  
2050 CENTRAL AVE S E  
CANTON, OH 44707

LICENSE # PA-AH 0548  
LIC EXPIRES 01/31/2013  
EPA ID # OHD980568992  
PHONE # 330-417-6095

**ENVIRITE OF PENNSYLVANIA, INC.**  
730 VOGELSONG RD  
YORK, PA 17404

LICENSE # PA-AH 0549  
LIC EXPIRES 01/31/2013  
EPA ID # PAD010154045  
PHONE # 717-846-1900

**ENVIRONMENTAL COORDINATION SERVICES AND RECYCLING, INC.**  
3237 US HWY 19  
COCHRANTON, PA 16314

LICENSE # PA-AH 0757  
LIC EXPIRES 01/31/2013  
EPA ID # PAR000504068  
PHONE # 814-425-7773

**ENVIRONMENTAL INDUSTRIAL SERVICES CORP. OF NEW JERSEY**  
288 OAK GROVE RD  
SWEDESBORO, NJ 08085

LICENSE # PA-AH 0457  
LIC EXPIRES 02/29/2012  
EPA ID # DER000001651  
PHONE # 856-467-5001

**ENVIRONMENTAL PRODUCTS & SERVICES OF VERMONT, INC.**  
PO BOX 315  
SYRACUSE, NY 13209

LICENSE # PA-AH 0748  
LIC EXPIRES 07/31/2012  
EPA ID # NYR000115733  
PHONE # 315-451-6666

**ENVIRONMENTAL SERVICES, INC.**  
90 BROOKFIELD ST  
SOUTH WINDSOR, CT 06074-1262

LICENSE # PA-AH 0725  
LIC EXPIRES 03/31/2012  
EPA ID # CTD018811802  
PHONE # 860-528-9500

**ENVIRONMENTAL SPECIALISTS, INC.**  
PO BOX 337  
MCDONALD, OH 44437

LICENSE # PA-AH 0587  
LIC EXPIRES 04/30/2012  
EPA ID # OHD000816868  
PHONE # 330-530-0700

**ENVIRONMENTAL TRANSPORT GROUP, INC.**  
PO BOX 296  
FLANDERS, NJ 07836-0296

LICENSE # PA-AH 0104  
LIC EXPIRES 03/31/2013  
EPA ID # NJD000692061  
PHONE # 800-598-3844

**ENVIRONMENTAL WASTE MINIMIZATION, INC.**  
14 BRICK KILN CT  
NORTHAMPTON, PA 18067

LICENSE # PA-AH 0682  
LIC EXPIRES 09/30/2011  
EPA ID # PAR000501577  
PHONE # 484-275-6900

COMPANY NAME AND ADDRESS

REVISE 12/30/2010

**ENVIROSERVE, J.V. LIMITED PARTNERSHIP**  
5502 SCHAAF RD  
CLEVELAND, OH 44131

LICENSE # PA-AH 0456  
LIC EXPIRES 04/30/2012  
EPA ID # OHD987050564  
PHONE # 216-642-1311

**ENVIROTRAN, INC.**  
387 GORE RD  
CONNEAUT, OH 44030

LICENSE # PA-AH 0543  
LIC EXPIRES 02/28/2011  
EPA ID # OH0000368936  
PHONE # 440-593-6736

**EQ INDUSTRIAL SERVICES, INC.**  
2701 N I-94 SERVICE DR  
YPSILANTI, MI 48198

LICENSE # PA-AH 0615  
LIC EXPIRES 06/30/2011  
EPA ID # MI0000263871  
PHONE # 734-547-2573

**EQ NORTHEAST, INC.**  
PO BOX 617  
WRENTHAM, MA 02093-0617

LICENSE # PA-AH 0224  
LIC EXPIRES 04/30/2011  
EPA ID # MAD084814136  
PHONE # 508-384-6151

**ETC LOGISTICS, LLC**  
PO BOX 462  
PARKMAN, OH 44080

LICENSE # PA-AH 0688  
LIC EXPIRES 04/30/2012  
EPA ID # OHR000107847  
PHONE # 440-548-5931

**FCC ENVIRONMENTAL, LLC**  
523 N SAM HOUSTON PKY E  
STE 400  
HOUSTON, TX 77060

LICENSE # PA-AH 0752  
LIC EXPIRES 03/31/2013

EPA ID # TXR000078094  
PHONE # 410-388-9745

**FERRICK CONSTRUCTION CO., INC.**  
811 IVY HILL RD  
PHILADELPHIA, PA 19150

LICENSE # PA-AH 0473  
LIC EXPIRES 02/28/2013  
EPA ID # PA0000614925  
PHONE # 215-233-1600

**FIRST PIEDMONT HAULING, INC.**  
PO BOX 1069  
CHATHAM, VA 24531

LICENSE # PA-AH S212  
LIC EXPIRES 09/30/2011  
EPA ID # VAD055043020  
PHONE # 434-432-0211

**FORTRESS TRUCKING LIMITED**  
7079 WELLINGTON RD 124  
GUELPH, ON N1H 6J3

LICENSE # PA-AH 0512  
LIC EXPIRES 02/29/2012  
EPA ID # MIR000002881  
PHONE # 519-650-3804

**FRANK'S VACUUM TRUCK SERVICE, INC.**  
4500 ROYAL AVE  
NIAGARA FALLS, NY 14303

LICENSE # PA-AH 0331  
LIC EXPIRES 03/31/2012  
EPA ID # NYD982792814  
PHONE # 716-284-2132

**FRED PUGLIESE DBA PLAINFIELD MOTOR SERVICE**  
ONE GENSTAR  
JOLIET, IL 60435

LICENSE # PA-AH 0573  
LIC EXPIRES 09/30/2011  
EPA ID # ILR000037309  
PHONE # 815-727-1820

**FREEHOLD CARTAGE, INC.**  
PO BOX 5010  
FREEHOLD, NJ 07728-5010

LICENSE # PA-AH 0067  
LIC EXPIRES 05/31/2012  
EPA ID # NJD054126164  
PHONE # 732-462-1001

COMPANY NAME AND ADDRESS

REVISE 12/30/2010

**FREEMPORT TRANSPORT INDUSTRIES, INC.**  
1200 BUTLER RD  
DRAWER A  
FREEMPORT, PA 16229

LICENSE # PA-AH 0767  
LIC EXPIRES 12/31/2011

**G. TRESCH TRANSPORTATION, INC.**  
630 S EVERGREEN AVE  
WOODBURY, NJ 08097

EPA ID # PAD004810453  
PHONE # 724-295-1217  
LICENSE # PA-AH 0380  
LIC EXPIRES 07/31/2012  
EPA ID # NJD982722126  
PHONE # 856-845-8787

**GARY W. GRAY TRUCKING, INC.**  
PO BOX 48  
DELAWARE, NJ 07833

LICENSE # PA-AH 0474  
LIC EXPIRES 12/31/2012  
EPA ID # NJD043855378  
PHONE # 908-475-3797

**GEMCHEM, INC.**  
PO BOX 384  
LITITZ, PA 17543

LICENSE # PA-AH 0259  
LIC EXPIRES 06/30/2012  
EPA ID # PAD009439662  
PHONE # 717-626-3900

**GOULET TRUCKING, INC.**  
PO BOX 259  
SOUTH DEERFIELD, MA 01373

LICENSE # PA-AH 0768  
LIC EXPIRES 01/31/2012  
EPA ID # MAC300006038  
PHONE # 413-665-1323

**HAROLD MARCUS LIMITED**  
15124 LONGWOODS RD  
BOTHWELL, ON N0P 1C0

LICENSE # PA-AH 0207  
LIC EXPIRES 10/31/2012  
EPA ID # MIT270012321  
PHONE # 519-695-3734

**HAZLETON OIL & ENVIRONMENTAL, INC.**  
300 TAMAQUA ST  
HAZLETON, PA 18201

LICENSE # PA-AH 0713  
LIC EXPIRES 10/31/2012  
EPA ID # PA0000101816  
PHONE # 570-929-1793

**HAZMAT ENVIRONMENTAL GROUP, INC.**  
60 COMMERCE DR  
BUFFALO, NY 14218-1040

LICENSE # PA-AH 0315  
LIC EXPIRES 06/30/2011  
EPA ID # NYD980769947  
PHONE # 716-827-7200

**HAZ-MAT ENVIRONMENTAL SERVICES, LLC**  
PO BOX 37392  
CHARLOTTE, NC 28237

LICENSE # PA-AH 0778  
LIC EXPIRES 12/31/2012  
EPA ID # NCD048461370  
PHONE # 704-332-5600

**HERITAGE TRANSPORT, LLC**  
7901 W MORRIS ST  
INDIANAPOLIS, IN 46231

LICENSE # PA-AH 0200  
LIC EXPIRES 12/31/2011  
EPA ID # IND058484114  
PHONE # 317-381-6844

**HERITAGE-CRYSTAL CLEAN, LLC**  
2175 POINT BLVD  
SUITE 375  
ELGIN, IL 60123

LICENSE # PA-AH 0672  
LIC EXPIRES 11/30/2012

EPA ID # ILR000130062  
PHONE # 847-783-5355

**HITTMAN TRANSPORT SERVICES, INC.**  
628 GALLAHER RD  
KINGSTON, TN 37763

LICENSE # PA-AH S239  
LIC EXPIRES 06/30/2011  
EPA ID # TND987783065  
PHONE # 865-376-8106

COMPANY NAME AND ADDRESS

REVISE 12/30/2010

**HMHTC RESPONSE, INC.**  
400 VALLEY RD  
STE 303  
MOUNT ARLINGTON, NJ 07856

LICENSE # PA-AH 0554  
LIC EXPIRES 02/28/2011

**HORWITH TRUCKS, INC.**  
PO BOX 7  
1449 NOR-BATH BLVD  
NORTHAMPTON, PA 18067

EPA ID # NJR000011528  
PHONE # 973-770-6900  
LICENSE # PA-AH 0176  
LIC EXPIRES 08/31/2011

**HUKILL CHEMICAL CORPORATION**  
7013 KRICK RD  
BEDFORD, OH 44146

EPA ID # PAD146714878  
PHONE # 610-261-2220  
LICENSE # PA-AH 0625  
LIC EXPIRES 06/30/2011  
EPA ID # OHD001926740  
PHONE # 440-232-9400

**IISG CENTRAL REGION, LLC**  
2021 S SCHAEFER HWY  
DETROIT, MI 48217

LICENSE # PA-AH 0774  
LIC EXPIRES 12/31/2012  
EPA ID # MID982606287  
PHONE # 313-827-4327

**IMS ENVIRONMENTAL SERVICES, INC.**  
PO BOX 1779  
NORFOLK, VA 23501

LICENSE # PA-AH 0724  
LIC EXPIRES 01/31/2012  
EPA ID # VAD041447111  
PHONE # 757-436-3000

**INLAND WATERS OF OHIO, INC.**  
2195 DRYDOCK AVE  
CLEVELAND, OH 44113

LICENSE # PA-AH 0758  
LIC EXPIRES 01/31/2011  
EPA ID # OHD987036423  
PHONE # 216-861-3949

**INTERSTATE CHEMICAL COMPANY, INC.**  
2797 FREELAND RD  
HERMITAGE, PA 16148

LICENSE # PA-AH 0689  
LIC EXPIRES 04/30/2012  
EPA ID # PAD044313443  
PHONE # 724-981-3771

**INTERSTATE VENTURES, INC.**  
111 UNION VALLEY RD  
SUITE B  
OAK RIDGE, TN 37830

LICENSE # PA-AH 0732  
LIC EXPIRES 08/31/2011

**J AND D TRUCKING, INC.**  
3526 NW BLVD  
VINELAND, NJ 08360

EPA ID # TNR000023390  
PHONE # 865-276-1515  
LICENSE # PA-AH 0652  
LIC EXPIRES 03/31/2012  
EPA ID # NJR000029967  
PHONE # 856-691-5145

**JADE TANK LINES, INC.**  
PO BOX 1621  
WILMINGTON, NC 28401

LICENSE # PA-AH 0759  
LIC EXPIRES 01/31/2013  
EPA ID # NCR000011957  
PHONE # 910-762-2670

**JMT ENVIRONMENTAL TECHNOLOGIES, INC.**  
PO BOX 22044  
LEHIGH VALLEY, PA 18002

LICENSE # PA-AH 0648  
LIC EXPIRES 02/29/2012  
EPA ID # PAR000506535  
PHONE # 610-837-8000

**JOSEPH MOVING AND STORAGE CO. DBA ST. JOSEPH MOTOR LINES**  
PO BOX 5  
WOODLAND, PA 16881

LICENSE # PA-AH 0390  
LIC EXPIRES 05/31/2011  
EPA ID # PAD987358587  
PHONE # 814-765-9732

COMPANY NAME AND ADDRESS

REVISE 12/30/2010

**K&D INDUSTRIAL SERVICES, INC.**  
6470 BEVERLY PLAZA  
ROMULUS, MI 48174

LICENSE # PA-AH 0320  
LIC EXPIRES 09/30/2011  
EPA ID # MID072790710  
PHONE # 734-722-8922

**KEN'S MARINE SERVICE, INC.**  
PO BOX 4001  
BAYONNE, NJ 07002

LICENSE # PA-AH S154  
LIC EXPIRES 07/31/2012  
EPA ID # NJD038480349  
PHONE # 201-339-0673

**KUHNLE BROTHERS, INC.**  
PO BOX 375  
14905 CROSS CREEK DR  
NEWBURY, OH 44065

LICENSE # PA-AH 0655  
LIC EXPIRES 06/30/2011  
  
EPA ID # OHD002946523  
PHONE # 440-564-7168

**LACY'S EXPRESS, INC.**  
PO BOX 130  
PEDRICKTOWN, NJ 08067

LICENSE # PA-AH 0243  
LIC EXPIRES 01/31/2012  
EPA ID # NJD046555033  
PHONE # 856-299-2569

**LIDLAW CARRIERS BULK GP INC.**  
1179 RIDGEWAY RD  
PO BOX 1669  
WOODSTOCK, ON N4S 0A9

LICENSE # PA-AH 0703  
LIC EXPIRES 04/30/2011

**LIDLAW CARRIERS TANK GP INC.**  
1179 RIDGEWAY RD  
PO BOX 1669  
WOODSTOCK, ON N4S 0A9

EPA ID # MIK621327675  
PHONE # 519-421-3300  
LICENSE # PA-AH 0704  
LIC EXPIRES 04/30/2011

**LIDLAW CARRIERS VAN GP INC.**  
1179 RIDGEWAY RD  
WOODSTOCK, ON N4S 1E3

EPA ID # MIK918959883  
PHONE # 519-421-3300  
LICENSE # PA-AH 0714  
LIC EXPIRES 10/31/2012  
EPA ID # MIK588964676  
PHONE # 519-412-3300

**LANCASTER OIL COMPANY DBA ENVIRONMENTAL RECOVERY CORPORATION OF PENNSYLVANIA**  
1076 OLD MANHEIM PIKE  
LANCASTER, PA 17601

LICENSE # PA-AH 0679  
LIC EXPIRES 04/30/2011  
EPA ID # PAD987266749  
PHONE # 717-393-2627

**LEWIS ENVIRONMENTAL, INC.**  
PO BOX 639  
ROYERSFORD, PA 19468

LICENSE # PA-AH 0591  
LIC EXPIRES 05/31/2012  
EPA ID # PAD987378940  
PHONE # 610-495-6695

**LIONETTI OIL RECOVERY, INC. DBA LORCO**  
450 S FRONT ST  
ELIZABETH, NJ 07202

LICENSE # PA-AH 0567  
LIC EXPIRES 06/30/2011  
EPA ID # NJR000023036  
PHONE # 908-820-8800

**MARCOR ENVIRONMENTAL, LP**  
246 COCKEYSVILLE RD  
SUITE 1  
HUNT VALLEY, MD 21030

LICENSE # PA-AH 0763  
LIC EXPIRES 07/31/2011

**MARCOR REMEDIATION, INC.**  
246 COCKEYSVILLE RD  
STE 1  
HUNT VALLEY, MD 21030

EPA ID # MDR000522383  
PHONE # 410-785-0001  
LICENSE # PA-AH 0568  
LIC EXPIRES 07/31/2011  
  
EPA ID # MDR000013854  
PHONE # 410-229-4924

COMPANY NAME AND ADDRESS

REVISE 12/30/2010

**MAUMEE EXPRESS, INC.**  
297 ZIMMERMAN LN  
LANGHORNE, PA 19047

LICENSE # PA-AH 0420  
LIC EXPIRES 09/30/2012  
EPA ID # NJD986607380  
PHONE # 267-590-0043

**MCCUTCHEON ENTERPRISES, INC.**  
250 PARK RD  
APOLLO, PA 15613-8730

LICENSE # PA-AH 0130  
LIC EXPIRES 01/31/2012  
EPA ID # PAD013826847  
PHONE # 724-568-3623

**MCF SYSTEMS ATLANTA, INC.**  
5353 SNAPPINGER WOODS DR  
DECATUR, GA 30035

LICENSE # PA-AH S240  
LIC EXPIRES 03/31/2011  
EPA ID # GAD981269095  
PHONE # 770-593-9434

**MIDWEST ENVIRONMENTAL TRANSPORT, INC.**  
10163 CINCINNATI-DAYTON RD  
CINCINNATI, OH 45241

LICENSE # PA-AH 0368  
LIC EXPIRES 11/30/2011  
EPA ID # OH000000539  
PHONE # 800-863-3865

**MILLER ENVIRONMENTAL GROUP INC.**  
538 EDWARDS AVE  
CALVERTON, NY 11933

LICENSE # PA-AH 0501  
LIC EXPIRES 11/30/2011  
EPA ID # NYD986908085  
PHONE # 631-369-4900

**MONARCH TRANSPORT, INC.**  
PO BOX 330  
WOODSTOWN, NJ 08098

LICENSE # PA-AH 0558  
LIC EXPIRES 03/31/2011  
EPA ID # NJR000040667  
PHONE # 856-769-9022

**MORAN ENVIRONMENTAL RECOVERY, LLC**  
75D YORK AVE  
RANDOLPH, MA 02368

LICENSE # PA-AH 0744  
LIC EXPIRES 05/31/2012  
EPA ID # FLD092718576  
PHONE # 781-815-1100

**NATIONAL WASTE CLEAN, INC.**  
304 PULASKI ST  
SOUTH PLAINFIELD, NJ 07080

LICENSE # PA-AH 0528  
LIC EXPIRES 08/31/2012  
EPA ID # NJD000564906  
PHONE # 908-756-4114

**NEWYORK ENVIRONMENTAL TECHNOLOGIES, INC.**  
PO BOX 24398  
ROCHESTER, NY 14624

LICENSE # PA-AH 0762  
LIC EXPIRES 07/31/2011  
EPA ID # NYD986983229  
PHONE # 585-436-5660

**NORTRU, LLC**  
515 LYCASTE  
DETROIT, MI 48214

LICENSE # PA-AH 0451  
LIC EXPIRES 04/30/2011  
EPA ID # MID021087275  
PHONE # 313-824-5303

**ON R OWN TRUCKING, INC.**  
30468 SPEIDEL RD  
HANOVERTON, OH 44423

LICENSE # PA-AH 0751  
LIC EXPIRES 09/30/2012  
EPA ID # OHR000147835  
PHONE # 330-502-2990

**OP-TECH ENVIRONMENTAL SERVICES, INC.**  
1 ADLER DR  
EAST SYRACUSE, NY 13057

LICENSE # PA-AH 0599  
LIC EXPIRES 08/31/2012  
EPA ID # NYD986980753  
PHONE # 607-565-8892

COMPANY NAME AND ADDRESS

REVISE 12/30/2010

**ORGO COMPANY, INC.**  
208 RT 109  
FARMINGDALE, NY 11735

LICENSE # PA-AH 0391  
LIC EXPIRES 01/31/2012  
EPA ID # NYD006801245  
PHONE # 610-327-3202

**PAGE E.T.C., INC.**  
PO BOX 1290  
WEEDSPORT, NY 13166

LICENSE # PA-AH 0338  
LIC EXPIRES 09/30/2012  
EPA ID # NYD986969947  
PHONE # 315-834-6681

**PARTS CLEANING TECHNOLOGIES LLC**  
24901 NORTHWESTERN HWY  
STE 209  
SOUTHFIELD, MI 48075

LICENSE # PA-AH 0719  
LIC EXPIRES 08/31/2011

EPA ID # MIK625426333  
PHONE # 248-258-5800

**PIONEER TANK LINES, INC.**  
12501 HUDSON RD SOUTH  
AFTON, MN 55001-9751

LICENSE # PA-AH 0600  
LIC EXPIRES 10/31/2012  
EPA ID # MND044176113  
PHONE # 651-436-8296

**PRICE TRUCKING CORP.**  
67 BEACON STREET  
BUFFALO, NY 14220

LICENSE # PA-AH 0371  
LIC EXPIRES 03/31/2012  
EPA ID # NYD046765574  
PHONE # 716-822-1414

**PROVIDENCE ENVIRONMENTAL CONCEPTS AND SERVICES LLC**  
312 SHARP RD  
COLUMBIA, SC 29203

LICENSE # PA-AH 0739  
LIC EXPIRES 04/30/2012  
EPA ID # SCR000760918  
PHONE # 803-288-0051

**PSC INDUSTRIAL OUTSOURCING, L.P. DBA PHILIP WEST INDUSTRIAL SERVICES**  
1802 SHELTON DR  
HOLLISTER, CA 95023

LICENSE # PA-AH 0395  
LIC EXPIRES 10/31/2011  
EPA ID # CAR000190355  
PHONE # 831-635-0220

**PURE EARTH RECYCLING (NJ), INC.**  
PO BOX 92  
FRANKLINVILLE, NJ 08322

LICENSE # PA-AH 0307  
LIC EXPIRES 03/31/2012  
EPA ID # NJD045995693  
PHONE # 856-696-4401

**QUALITY CARRIERS, INC.**  
211 WELSH POOL RD  
SUITE 100  
EXTON, PA 19341

LICENSE # PA-AH 0630  
LIC EXPIRES 09/30/2011

EPA ID # FLR000057414  
PHONE # 800-282-2031

**R&R TRUCKING, INCORPORATED**  
302 THUNDER RD  
DUENWEG, MO 64841

LICENSE # PA-AH 0592  
LIC EXPIRES 05/31/2012  
EPA ID # MOR000501973  
PHONE # 417-623-6885

**R. L. CARTER TRUCKING, INC.**  
8451 S STATE RD 39  
CLAYTON, IN 46118

LICENSE # PA-AH 0662  
LIC EXPIRES 12/31/2010  
EPA ID # IN0000640847  
PHONE # 317-539-4364

**R.E.D. TECHNOLOGIES, LLC**  
10 NORTHWOOD DR  
BLOOMFIELD, CT 06002

LICENSE # PA-AH 0772  
LIC EXPIRES 06/30/2012  
EPA ID # CTR000505958  
PHONE # 860-218-2428

COMPANY NAME AND ADDRESS

REVISE 12/30/2010

**RADIAC RESEARCH CORP.**

261 KENT AVE  
BROOKLYN, NY 11211

LICENSE # PA-AH S007  
LIC EXPIRES 08/31/2012  
EPA ID # NYD049178296  
PHONE # 718-963-2233

**RELIABLE ENVIRONMENTAL TRANSPORT, INC.**

PO BOX 500  
BRIDGEPORT, WV 26330

LICENSE # PA-AH 0721  
LIC EXPIRES 10/31/2011  
EPA ID # WVR000510636  
PHONE # 304-623-6490

**REPUBLIC ENVIRONMENTAL SYSTEMS (TRANSPORTATION GROUP), LLC**

21 CHURCH RD  
HATFIELD, PA 19440

LICENSE # PA-AH 0317  
LIC EXPIRES 06/30/2011  
EPA ID # PAD982661381  
PHONE # 215-997-2446

**RESERVE ENVIRONMENTAL SERVICES, INC.**

PO BOX 1038  
ASHTABULA, OH 44005-1038

LICENSE # PA-AH 0678  
LIC EXPIRES 04/30/2011  
EPA ID # OHD980793384  
PHONE # 440-992-2162

**RINCHEM COMPANY, INC.**

6133 EDITH BLVD NE  
ALBUQUERQUE, NM 87107

LICENSE # PA-AH S205  
LIC EXPIRES 07/31/2012  
EPA ID # NMD002208627  
PHONE # 505-998-4169

**ROBBIE D. WOOD, INC.**

PO BOX 125  
DOLOMITE, AL 35061

LICENSE # PA-AH 0504  
LIC EXPIRES 12/31/2011  
EPA ID # ALD067138891  
PHONE # 205-744-8440

**ROSS TRANSPORTATION SERVICES, INC.**

36790 GILES RD  
GRAFTON, OH 44044

LICENSE # PA-AH 0133  
LIC EXPIRES 03/31/2013  
EPA ID # OHD980614374  
PHONE # 440-366-2000

**RSO, INC.**

PO BOX 1450  
LAUREL, MD 20725-1450

LICENSE # PA-AH 0578  
LIC EXPIRES 12/31/2011  
EPA ID # MDD069279669  
PHONE # 301-953-2482

**S & C TRANSPORT, INC.**

12600 STARK RD  
LIVONIA, MI 48150

LICENSE # PA-AH 0446  
LIC EXPIRES 07/31/2012  
EPA ID # MID186804399  
PHONE # 734-422-0200

**SAFETY-KLEEN CANADA, INC.**

300 WOOLWICH ROAD  
BRESLAU, ON N0B 1M0

LICENSE # PA-AH 0517  
LIC EXPIRES 04/30/2012  
EPA ID # NYD981178569  
PHONE # 800-558-5011

**SAFETY-KLEEN SYSTEMS, INC.**

5360 LEGACY DR  
BLDG 2 SUITE 100  
PLANO, TX 75024

LICENSE # PA-AH 0172  
LIC EXPIRES 08/31/2011  
EPA ID # TXR000050930  
PHONE # 800-558-5011

**SELECT TRANSPORTATION, INC.**

5055 NIKE DR  
HILLIARD, OH 43026

LICENSE # PA-AH 0469  
LIC EXPIRES 05/31/2011  
EPA ID # OH0000553875  
PHONE # 614-529-1200

COMPANY NAME AND ADDRESS

REVISE 12/30/2010

**SET ENVIRONMENTAL, INC.**  
450 SUMAC RD  
WHEELING, IL 60090

LICENSE # PA-AH S226  
LIC EXPIRES 12/31/2011  
EPA ID # ILD981957236  
PHONE # 847-537-9221

**SIEMENS WATER TECHNOLOGIES CORP.**  
170 WOOD AVE SOUTH  
ISELIN, NJ 08830

LICENSE # PA-AH 0722  
LIC EXPIRES 07/31/2012  
EPA ID # PAD981739188  
PHONE # 732-590-2188

**S-J TRANSPORTATION CO., INC.**  
PO BOX 169  
WOODSTOWN, NJ 08098

LICENSE # PA-AH 0015  
LIC EXPIRES 03/31/2012  
EPA ID # NJD071629976  
PHONE # 856-769-2741

**SMITH SYSTEMS TRANSPORTATION, INC.**  
PO BOX 2455  
SCOTTSBLUFF, NE 69361

LICENSE # PA-AH 0654  
LIC EXPIRES 05/31/2012  
EPA ID # NED986382133  
PHONE # 308-632-5148

**SMP, INC.**  
402 RT 519  
PHILLIPSBURG, NJ 08865

LICENSE # PA-AH S221  
LIC EXPIRES 12/31/2011  
EPA ID # NJ0000041111  
PHONE # 908-454-4272

**SOUTH PARK MOTOR LINES, INC.**  
9850 HAVANA ST  
HENDERSON, CO 80640

LICENSE # PA-AH 0755  
LIC EXPIRES 10/31/2012  
EPA ID # COR000005389  
PHONE # 303-534-6376

**STAT, INC. DBA SPARKS TRANSPORTATION AND TANK CLEANING, INC**  
PO BOX 1443  
LENOIR, NC 28645

LICENSE # PA-AH 0532  
LIC EXPIRES 10/31/2012  
EPA ID # NCD980799142  
PHONE # 828-396-2304

**STERICYCLE SPECIALTY WASTE SOLUTIONS, INC.**  
18 WATER ST  
READING, PA 19605

LICENSE # PA-AH 0770  
LIC EXPIRES 06/30/2012  
EPA ID # MNS000110924  
PHONE # 484-256-0074

**SUMMIT TRANSPORT & ENVIRONMENTAL, INC.**  
150C JOHN ST  
WESTON, WV 26452

LICENSE # PA-AH 0737  
LIC EXPIRES 05/31/2012  
EPA ID # WVR000515353  
PHONE # 304-269-3382

**SUMTER TRANSPORT COMPANY**  
PO BOX 1060  
SUMTER, SC 29151-1060

LICENSE # PA-AH 0439  
LIC EXPIRES 09/30/2011  
EPA ID # SCD987584778  
PHONE # 803-840-5302

**SUNPRO, INC.**  
7640 WHIPPLE AVE NW  
NORTH CANTON, OH 44720

LICENSE # PA-AH 0659  
LIC EXPIRES 05/31/2012  
EPA ID # OH0000333336  
PHONE # 330-966-0910

**SUPERIOR CARRIERS, INC.**  
711 JORIE BLVD  
SUITE 101 NORTH  
OAK BROOK, IL 60523

LICENSE # PA-AH 0686  
LIC EXPIRES 01/31/2012  
EPA ID # ILD984887323  
PHONE # 630-573-2555

COMPANY NAME AND ADDRESS

REVISE 12/30/2010

**SUTTLES TRUCK LEASING, INC.**  
PO BOX 129  
DEMOPOLIS, AL 36723

LICENSE # PA-AH 0332  
LIC EXPIRES 08/31/2012  
EPA ID # ALD095704011  
PHONE # 205-289-0670

**T.F. BOYLE TRANSPORTATION, INC.**  
15 RIVERHURST RD  
BILLERICA, MA 01821

LICENSE # PA-AH 0572  
LIC EXPIRES 09/30/2011  
EPA ID # INR000005173  
PHONE # 978-670-3416

**TECHNIC, INC.**  
1 SPECTACLE ST  
CRANSTON, RI 02910

LICENSE # PA-AH S134  
LIC EXPIRES 02/28/2013  
EPA ID # RID001200252  
PHONE # 401-781-6100

**THE ENVIRONMENTAL SERVICE GROUP (NY), INC.**  
177 WALES AVE  
TONAWANDA, NY 14150

LICENSE # PA-AH S144  
LIC EXPIRES 01/31/2012  
EPA ID # NYD986903904  
PHONE # 716-695-6720

**THE PENNOHIO CORPORATION**  
4813 WOODMAN AVE  
ASHTABULA, OH 44004

LICENSE # PA-AH 0618  
LIC EXPIRES 04/30/2011  
EPA ID # OHR000028837  
PHONE # 440-992-7906

**THE TAURO BROTHERS TRUCKING CO.**  
1775 N STATE ST  
GIRARD, OH 44420

LICENSE # PA-AH 0750  
LIC EXPIRES 08/31/2012  
EPA ID # OHD004536595  
PHONE # 330-545-9763

**THREE RIVERS TRUCKING, INC.**  
3250 COUNTRY RD 427  
WATERLOO, IN 46793

LICENSE # PA-AH 0769  
LIC EXPIRES 01/31/2012  
EPA ID # INR000127431  
PHONE # 260-837-7332

**THUNDERBIRD TRUCKING LLC**  
4343 KENNEDY AVE  
EAST CHICAGO, IN 46312

LICENSE # PA-AH 0745  
LIC EXPIRES 06/30/2012  
EPA ID # INR000123497  
PHONE # 219-397-3951

**TIER DE, INC.**  
5745 LINCOLN HWY  
GAP, PA 17527

LICENSE # PA-AH 0680  
LIC EXPIRES 04/30/2011  
EPA ID # PAR000043752  
PHONE # 717-442-4400

**TONAWANDA TANK TRANSPORT SERVICE, INC.**  
1140 MILITARY RD  
PO BOX H  
BUFFALO, NY 14217

LICENSE # PA-AH 0429  
LIC EXPIRES 09/30/2012  
EPA ID # NYD097644801  
PHONE # 716-874-0400

**TRANSPORT ROLLEX LTEE**  
910 BOUL LIONEL-BOULET  
VARENNES, PQ J3X 1P7

LICENSE # PA-AH 0544  
LIC EXPIRES 01/31/2013  
EPA ID # NYF006000053  
PHONE # 450-652-4282

**TRANSPORT TFI, S.E.C.**  
570 PRESIDENT-KENNEDY RTE  
PINTENDRE, QC G6C 1M9

LICENSE # PA-AH 0720  
LIC EXPIRES 07/31/2012  
EPA ID # NYF006000087  
PHONE # 418-834-5454

COMPANY NAME AND ADDRESS

REVISE 12/30/2010

**TRANSWASTE, INC.**  
3 BARKER DR  
WALLINGFORD, CT 06492

LICENSE # PA-AH 0674  
LIC EXPIRES 01/31/2013  
EPA ID # CTR000506410  
PHONE # 203-269-8300

**TRIAD TRANSPORT, INC.**  
PO BOX 818  
MCALESTER, OK 74502

LICENSE # PA-AH 0392  
LIC EXPIRES 07/31/2011  
EPA ID # OKD981588791  
PHONE # 918-426-4751

**TRI-LINE CARRIERS GP INC.**  
1179 RIDGEWAY RD  
PO BOX 1669  
WOODSTOCK, ON N4S 0A9

LICENSE # PA-AH 0736  
LIC EXPIRES 10/31/2011

**TRIUMVIRATE ENVIRONMENTAL, INC.**  
61 INNER BELT RD  
SOMERVILLE, MA 02143

EPA ID # NCD000007740  
PHONE # 519-421-3300  
LICENSE # PA-AH 0477  
LIC EXPIRES 03/31/2011  
EPA ID # MAD985286988  
PHONE # 617-628-8098

**TURN-KEY ENVIRONMENTAL SERVICES, IINC.**  
PO BOX 519  
BLAIRSTOWN, NJ 07825

LICENSE # PA-AH 0738  
LIC EXPIRES 12/31/2011  
EPA ID # NJR000065854  
PHONE # 908-362-1153

**U.S. BULK TRANSPORT, INC.**  
205 PENNBRIAR DR  
ERIE, PA 16509

LICENSE # PA-AH 0408  
LIC EXPIRES 03/31/2012  
EPA ID # PAD987347515  
PHONE # 814-824-9949

**U.S. INDUSTRIAL TECHNOLOGIES, INC.**  
13075 NEWBURGH RD  
LIVONIA, MI 48150

LICENSE # PA-AH 0747  
LIC EXPIRES 07/31/2012  
EPA ID # MIK757944491  
PHONE # 734-462-4100

**UNITED ENVIRONMENTAL GROUP, INC.**  
241 MCALEER RD  
SEWICKLEY, PA 15143

LICENSE # PA-AH 0431  
LIC EXPIRES 08/31/2011  
EPA ID # PAD987283140  
PHONE # 412-367-0515

**UNITED OIL RECOVERY, INC.**  
47 GRACEY AVE  
MERIDEN, CT 06451

LICENSE # PA-AH 0378  
LIC EXPIRES 06/30/2012  
EPA ID # CTD021816889  
PHONE # 203-238-8129

**UNIVAR USA INC.**  
328 BUNOLA RIVER RD  
BUNOLA, PA 15020

LICENSE # PA-AH 0334  
LIC EXPIRES 05/31/2012  
EPA ID # PAD086214574  
PHONE # 732-416-9830

**US ENVIRONMENTAL, INC.**  
409 BOOT RD  
DOWNTOWN, PA 19335

LICENSE # PA-AH 0675  
LIC EXPIRES 12/31/2012  
EPA ID # PAR000524041  
PHONE # 610-518-5800

**VALLEY CITY DISPOSAL, INC. DBA VALLEY CITY ENVIRONMENTAL SERVICES, INC.**  
1040 MARKET STREET SW  
GRAND RAPIDS, MI 49503

LICENSE # PA-AH 0410  
LIC EXPIRES 03/31/2012  
EPA ID # MID981956063  
PHONE # 616-551-5006

COMPANY NAME AND ADDRESS

REVISE 12/30/2010

**VEOLIA ES INDUSTRIAL SERVICES, INC.**

6151 EXECUTIVE BLVD  
HUBER HEIGHTS, OH 45424

LICENSE # PA-AH 0583  
LIC EXPIRES 02/29/2012  
EPA ID # TXR000077970  
PHONE # 937-237-1097

**VEOLIA ES TECHNICAL SOLUTIONS, L.L.C.**

1 EDEN LANE  
FLANDERS, NJ 07836

LICENSE # PA-AH 0500  
LIC EXPIRES 11/30/2011  
EPA ID # NJD080631369  
PHONE # 973-691-7321

**VICKERY TRANSPORTATION, INC.**

18375 E 345 S  
GRAMMER, IN 47236

LICENSE # PA-AH 0698  
LIC EXPIRES 12/31/2012  
EPA ID # OHR000103762  
PHONE # 812-378-3364

**WADE SALVAGE, INC.**

382 JACKSON RD  
ATCO, NJ 08004

LICENSE # PA-AH S246  
LIC EXPIRES 06/30/2011  
EPA ID # NJD051492445  
PHONE # 856-767-2760

**WASTE RECOVERY SOLUTIONS, INC.**

343 KING ST  
MYERSTOWN, PA 17067

LICENSE # PA-AH 0683  
LIC EXPIRES 09/30/2011  
EPA ID # PAR000043026  
PHONE # 717-866-9955

**WASTE RECYCLING SOLUTIONS, INC.**

17 OLE DOCK RD  
YAPHANK, NY 11980

LICENSE # PA-AH 0765  
LIC EXPIRES 08/31/2011  
EPA ID # NYR000062166  
PHONE # 631-924-8111

**WEAVERTOWN TRANSPORT LEASING, INC.**

2 DORRINGTON RD  
CARNEGIE, PA 15106

LICENSE # PA-AH 0263  
LIC EXPIRES 07/31/2011  
EPA ID # PAD980707442  
PHONE # 724-746-4850

**WEST CENTRAL ENVIRONMENTAL CORP.**

PO BOX 83  
RENSELAER, NY 12144-0083

LICENSE # PA-AH 0422  
LIC EXPIRES 10/31/2012  
EPA ID # NYD000708271  
PHONE # 518-272-6891

**WILLS TRUCKING, CO.**

PO BOX 501  
RICHFIELD, OH 44286

LICENSE # PA-AH 0749  
LIC EXPIRES 09/30/2012  
EPA ID # OHR000024836  
PHONE # 330-659-9381

**WM HEALTHCARE SOLUTIONS, INC.**

1001 FANNIN ST  
STE 4000  
HOUSTON, TX 77002

LICENSE # PA-AH 0775  
LIC EXPIRES 11/30/2012  
EPA ID # TXR00008061  
PHONE # 713-394-5446

# PENNSYLVANIA LICENSED INFECTIOUS AND CHEMOTHERAPEUTIC WASTE TRANSPORTERS

## COMPANY NAME AND ADDRESS

REVISE 12/30/2010

**ADVANT-EDGE SOLUTIONS INC**  
927 RED TOAD RD  
NORTH EAST, MD 21901

LICENSE # : PA-HC 0239  
LIC EXPIRES : 08/31/2012  
EPA ID # : MD000001184  
PHONE # : 410-620-2202

**ADVANT-EDGE SOLUTIONS OF MIDDLE ATLANTIC INC**  
927 RED TOAD RD  
NORTHEAST, MD 21901

LICENSE # : PA-HC 0220  
LIC EXPIRES : 09/30/2012  
EPA ID # : 000PA-HC0220  
PHONE # : 410-620-2202

**AGAPE PET SERVICES LLC**  
19712 SHEPERDSTOWN PIKE  
BOONSBORO, MD 21713

LICENSE # : PA-HC 0240  
LIC EXPIRES : 06/30/2011  
EPA ID # : 000PA-HC0240  
PHONE # : 301-988-7610

**ALPHA BIO/MED SERVICES LLC**  
PO BOX 304  
LEOLA, PA 17540-0304

LICENSE # : PA-HC 0234  
LIC EXPIRES : 04/30/2011  
EPA ID # : 000PA-HC0234  
PHONE # : 717-656-6228

**ALTOONA REGIONAL HEALTH SYSTEM**  
620 HOWARD AVE  
ALTOONA, PA 16601

LICENSE # : PA-HC 0124  
LIC EXPIRES : 12/31/2011  
EPA ID # : PAD982699019  
PHONE # : 814-946-2254

**ASEPSIS INC**  
424 W LINCOLN HWY  
SUITE #204  
PENNDL, PA 19047

LICENSE # : PA-HC 0014  
LIC EXPIRES : 09/30/2011  
EPA ID # : PAD987269727  
PHONE # : 215-752-9889

**BESTRANS INC**  
931 RED TOAD RD  
NORTH EAST, MD 21901

LICENSE # : PA-HC 0209  
LIC EXPIRES : 08/31/2011  
EPA ID # : MDR000523245  
PHONE # : 410-398-3573

**BIO-HAZ SOLUTIONS INC**  
PO BOX 420  
LEHIGHTON, PA 18235

LICENSE # : PA-HC 0191  
LIC EXPIRES : 08/31/2011  
EPA ID # : 000PA-HC0191  
PHONE # : 570-386-5130

**BIO-TEAM MOBILE LLC**  
6 E KENDIG RD  
WILLOW STREET, PA 17584

LICENSE # : PA-HC 0225  
LIC EXPIRES : 05/31/2011  
EPA ID # : PAR000522771  
PHONE # : 717-464-7336

COMPANY NAME AND ADDRESS

REVISE 12/30/2010

**CARLUCCI CONSTRUCTION CO INC**  
401 MEADOW ST  
CHESWICK, PA 15024

LICENSE # : PA-HC 0015  
LIC EXPIRES : 10/31/2011  
EPA ID # : PAD108895905  
PHONE # : 724-274-5707

**CITIWASTE LLC**  
PO BOX 360102  
BROOKLYN, NY 11236

LICENSE # : PA-HC 0243  
LIC EXPIRES : 10/31/2011  
EPA ID # : NYR000139295  
PHONE # : 718-372-3887

**CLEAN HARBORS ENVIRONMENTAL SERVICES INC**  
42 LONGWATER DR  
NORWELL, MA 02061

LICENSE # : PA-HC 0053  
LIC EXPIRES : 12/31/2011  
EPA ID # : MAD039322250  
PHONE # : 781-792-5764

**COAST MEDICAL SUPPLY INC**  
20 MERIDIAN DR  
UNIT 2  
EATONTOWN, NJ 07724

LICENSE # : PA-HC 0214  
LIC EXPIRES : 05/31/2012

EPA ID # : NJD986571396  
PHONE # : 732-380-9600

**COLE CARE INC**  
1001 EAST SECOND ST  
COUDERSPORT, PA 16915

LICENSE # : PA-HC 0178  
LIC EXPIRES : 11/30/2012  
EPA ID # : PAD982708737  
PHONE # : 814-260-5281

**CONSERVATIVE ENV SVC INC**  
PO BOX 745  
MECHANICSBURG, PA 17055

LICENSE # : PA-HC 0224  
LIC EXPIRES : 02/28/2013  
EPA ID # : 000PA-HC0224  
PHONE # : 717-731-6799

**CURTIS BAY ENERGY INC**  
3200 HAWKINS POINT RD  
BALTIMORE, MD 21226

LICENSE # : PA-HC 0236  
LIC EXPIRES : 09/30/2011  
EPA ID # : MDD985404318  
PHONE # : 410-354-3228

**DANIELS NEW JERSEY LLC**  
135 S LASALLE ST SUITE 2850  
CHICAGO, IL 60603

LICENSE # : PA-HC 0222  
LIC EXPIRES : 12/31/2012  
EPA ID # : 000PA-HC0222  
PHONE # : 312-546-8926

**ENV PRODUCTS & SVC OF VT INC**  
352 STATE FAIR BLVD  
SYRACUSE, NY 13204

LICENSE # : PA-HC 0238  
LIC EXPIRES : 07/31/2012  
EPA ID # : NYR000115733  
PHONE # : 315-451-6666

**ENV WASTE MINIMIZATION INC**  
14 BRICK KILN CT  
NORTHAMPTON, PA 18067

LICENSE # : PA-HC 0219  
LIC EXPIRES : 07/31/2012  
EPA ID # : PAR000501577  
PHONE # : 484-275-6900

COMPANY NAME AND ADDRESS

REVISE 12/30/2010

**ENVIRONMENTAL TRANSPORT GROUP INC**  
PO BOX 296  
FLANDERS, NJ 07836

LICENSE # : PA-HC 0023  
LIC EXPIRES : 12/31/2012  
EPA ID # : NJD000692061  
PHONE # : 800-598-3844

**GEISINGER SYSTEM SERVICES**  
100 NORTH ACADEMY AVE  
DANVILLE, PA 17822-1540

LICENSE # : PA-HC 0141  
LIC EXPIRES : 01/31/2012  
EPA ID # : PAD982679631  
PHONE # : 570-271-6931

**HAMILTON PET MEADOW, INC.**  
1500 KLOCKNER RD  
HAMILTON, NJ 08619

LICENSE # : PA-HC 0227  
LIC EXPIRES : 07/31/2011  
EPA ID # : 000PA-HC0227  
PHONE # : 609-306-1948

**HEALTHCARE WASTE SOLUTIONS INC**  
1281 VIELE AVE  
BRONX, NY 10474

LICENSE # : PA-HC 0235  
LIC EXPIRES : 12/31/2011  
EPA ID # : 000PA-HC0235  
PHONE # : 718-842-9655

**HEALTHCARE WASTE SOLUTIONS OF PA LLC DBA GENESIS ENV**  
380 LOCUST ST  
IND MANOR II  
MCKEESPORT, PA 15132

LICENSE # : PA-HC 0217  
LIC EXPIRES : 05/31/2012  
EPA ID # : 000PA-HC0217  
PHONE # : 412-672-0400

**JPS EQUIPMENT CO**  
PO BOX 788  
5038A WEST CHESTER PIKE  
EDGEMONT, PA 19028

LICENSE # : PA-HC 0142  
LIC EXPIRES : 01/31/2012  
EPA ID # : PAD987277035  
PHONE # : 610-359-1555

**MED WASTE RECOVERY INC**  
9 BROADWAY  
SUITE 30  
DENVERVILLE, NJ 07834

LICENSE # : PA-HC 0233  
LIC EXPIRES : 04/30/2011  
EPA ID # : 000PA-HC0233  
PHONE # : 973-983-8400

**MED-FLEX INC**  
PO BOX 357  
HAINESPORT, NJ 08036

LICENSE # : PA-HC 0207  
LIC EXPIRES : 07/31/2012  
EPA ID # : NJR000024105  
PHONE # : 609-518-9900

**ORCHARD HILL MEMORIAL PARK INC**  
187 RT 94  
LAFAYETTE, NJ 07848

LICENSE # : PA-HC 0163  
LIC EXPIRES : 05/31/2012  
EPA ID # : NJD986571206  
PHONE # : 973-703-0093

**PET MEMORIAL SERVICES CORP**  
126TURNER LANE  
WEST CHESTER, PA 19380

LICENSE # : PA-HC 0195  
LIC EXPIRES : 02/28/2013  
EPA ID # : PAR000016865  
PHONE # : 610-430-7978

COMPANY NAME AND ADDRESS

REVISE 12/30/2010

**PREMIER MED WASTE TRANSP LTD**  
642 WILLOW ST  
POTTSTOWN, PA 19464

LICENSE # : PA-HC 0237  
LIC EXPIRES : 01/31/2012  
EPA ID # : 000PA-HC0237  
PHONE # : 610-620-8837

**S H BIO-WASTE LTD**  
PO BOX 2117  
NORRISTOWN, PA 19404

LICENSE # : PA-HC 0096  
LIC EXPIRES : 11/30/2011  
EPA ID # : PAD982579393  
PHONE # : 610-275-5070

**SECURED MED WASTE LLC**  
3113 LAUREN HILL DR  
FINKSBURG, MD 21048

LICENSE # : PA-HC 0241  
LIC EXPIRES : 06/30/2011  
EPA ID # : OOPA-HC0241  
PHONE # : 410-596-0069

**S-J TRANSPORTATION CO INC**  
PO BOX 169  
WOODSTOWN, NJ 08098

LICENSE # : PA-HC 0031  
LIC EXPIRES : 06/30/2011  
EPA ID # : NJD071629976  
PHONE # : 856-769-2741

**STERICYCLE INC**  
1525 CHESTNUT HILL RD  
MORGANTOWN, PA 19543

LICENSE # : PA-HC 0196  
LIC EXPIRES : 04/30/2011  
EPA ID # : PAD17527352  
PHONE # : 267-446-8439

**THE PENNSYLVANIA STATE UNIVERSITY**  
6 EISENHOWER PARKING DECK  
UNIVERSITY PARK, PA 16802

LICENSE # : PA-HC 0153  
LIC EXPIRES : 11/30/2012  
EPA ID # : PAD003403953  
PHONE # : 814-865-6391

**THE WILLIAMSPORT HOSPITAL**  
777 RURAL AVE  
WILLIAMSPORT, PA 17701

LICENSE # : PA-HC 0186  
LIC EXPIRES : 01/31/2013  
EPA ID # : PAD987271004  
PHONE # : 570-321-3700

**UNIVERSITY OF PITTSBURGH OF THE COMMONWEALTH SYSTEM OF HIGHER EDUCATION**  
PUBLIC SAFETY BLDG FL 4  
3412 FORBES AVE  
PITTSBURGH, PA 15260

LICENSE # : PA-HC 0183  
LIC EXPIRES : 01/31/2012  
EPA ID # : PAD000652016  
PHONE # : 412-624-8919

**VEOLIA ES SOLID WASTE OF PA INC**  
6330 RT 219  
BROCKWAY, PA 15824

LICENSE # : PA-HC 0199  
LIC EXPIRES : 10/31/2011  
EPA ID # : PAR000018093  
PHONE # : 814-265-1975

**VEOLIA ES TECHNICAL SOLUTIONS, L.L.C.**  
1 EDEN LN  
FLANDERS, NJ 07836

LICENSE # : PA-HC 0221  
LIC EXPIRES : 10/31/2012  
EPA ID # : NJD080631369  
PHONE # : 973-691-7321

COMPANY NAME AND ADDRESS

REVISE 12/30/2010

**WEAVERTOWN TRANSPORT LEASING INC**  
2 DORRINGTON RD  
CARNEGIE, PA 15106

LICENSE # : PA-HC 0020  
LIC EXPIRES : 10/31/2011  
EPA ID # : PAD980707442  
PHONE # : 724-746-4850

**WM HEALTHCARE SOLUTIONS INC**  
1001 FANNIN ST  
STE 4000  
HOUSTON, TX 77002

LICENSE # : PA-HC 0244  
LIC EXPIRES : 11/30/2012  
EPA ID # : TXR00008061  
PHONE # : 713-703-6204

**YORK HOSPITAL**  
1001 S GEORGE ST  
YORK, PA 17405

LICENSE # : PA-HC 0017  
LIC EXPIRES : 09/30/2011  
EPA ID # : PAD071212153  
PHONE # : 717-851-2141

## Municipal Sewage Facilities - Washington County

NAME	TYPE	ADDRESS/PHONE	MUNICIPALITY
Burgettstown-Smith Township Joint Sewage Authority Permit # PA0216216	Authority	P.O. Box 207 415 Joffre-Cherry Valley Road Burgettstown, PA 15021-0207 Phone: 724-947-9609	Burgettstown Borough
Canonsburg-Houston Joint Sewage Authority Permit # PA0025941	Authority	68 E. Pike Street Canonsburg, PA 15317-1312 Phone: 724-745-1800	Cecil Township
Cecil Township Municipal Authority Permit # PA0216178	Authority	3655 Millers Run Road Cecil, PA 15321 Phone: 724-746-4848	Cecil Township
Cecil Township Municipal Authority Permit # PA0252603	Authority	3655 Millers Run Road Cecil, PA 15321 Phone: 724-746-4848	Cecil Township
Cecil Township Municipal Authority Permit # PA0091138	Authority	3655 Millers Run Road Cecil, PA 15321 Phone: 724-746-4848	Cecil Township
Centerville Borough Sanitation Authority Permit # PA0025798	Authority	P.O. Box 332 Richeyville, PA 15358-0332 Phone: 412-757-2196	Centerville Borough
Center-West Joint Sewage Authority Permit # PA0219461	Authority	134 Main Street W. Brownsville, PA 15417 Phone: 724-438-7468	Centerville Borough
Charleroi Borough Authority Permit # PA0026891	Authority	3 McKean Ave. Charleroi, PA 15022-1436 Phone: 724-483-3585	Charleroi Borough
East Bethlehem Township Municipal Authority Permit # PA0205753	Authority	P.O. Box 136 687 Water Street Fredericktown, PA 15333-0136 Phone: 724-377-1777	East Bethlehem Township
Hanover Township Sewage Authority Permit # PA0219096	Authority	116 Steubenville Pike Burgettstown, PA 15021-8553 Phone: 724-947-9109	Hanover Township
Independence Cross Creek Joint Sewage Authority Permit # PA0090913	Authority	16 Campbell Drive Avella, PA 15312 Phone: 724-587-3518	Independence Township
Independence Cross Creek Joint Sewage Authority Permit # PA0252531	Authority	16 Campbell Drive Avella, PA 15312 Phone: 724-587-3518	Independence Township
Lower Ten Mile Joint Sewage Authority Permit # PA0096601	Authority	144 Chartier Road Jefferson, PA 15344-9624 Phone: 724-883-2743	East Bethlehem Township

## Municipal Sewage Facilities - Washington County

<b>NAME</b>	<b>TYPE</b>	<b>ADDRESS/PHONE</b>	<b>MUNICIPALITY</b>
Marianna Borough & West Bethlehem Township Joint Sewage Authority Permit # PA0024686	Authority	P. O. Box 428 Marianna, PA 15345-0428 Phone: 724-267-4375	West Bethlehem Township
Mid Mon Valley WPC Authority Permit # PA0024686	Authority	P. O. Box 195 Allenport, PA 15412-0195 Phone: 724-745-1800	Allenport Borough
Midway Sewage Authority Permit # PA0218049	Authority	P. O. Box 600 Midway, PA 15060 Phone: 724-796-8700	McDonald Borough
Monongahela City Municipal Authority Permit # PA0025950	Authority	521 West Main Street Monongahela, PA 15063 Phone: 724-258-9598	Monongahela
Monongahela Valley Sewage Authority Permit # PA0026158	Authority	P. O.Box 792 Donora, PA 15033-0792 Phone: 724-379-4141	Carroll Township
New Eagle Borough Municipal Sewage Authority Permit # PA0217786	Authority	157 Main Street New Eagle, PA 15067-1145 Phone: 724-258-4477	New Eagle Borough
North Strabane Township Municipal Authority Permit # PA0090018	Authority	1929B Route 519 Canonsburg, PA 15317-5128 Phone: 724-745-7220	North Strabane Township
North Strabane Township Municipal Authority Permit # PA0091413	Authority	1929B Route 519 Canonsburg, PA 15317-5128 Phone: 724-745-7220	North Strabane Township
Peters Township Sanitation Authority Permit # PA0028703	Authority	3244 Washington Road McMurray, PA 15317-6403 Phone: 724-941-6709	Peters Township
Peters Township Sanitation Authority Permit # PA0028711	Authority	3244 Washington Road McMurray, PA 15317-6403 Phone: 724-941-6709	Peters Township
Pigeon Creek Sanitation Authority Permit # PA0044679	Authority	508 Main Street Bentleyville, PA 15314-1537 Phone:	Fallowfield Township
Washington Township & East Washington Borough Joint Sewage Authority Permit # PA0026212	Authority	60 East Beau Street P. O. Box 510 Washington, PA 15301 Phone: 724-222-5490	Washington
Blaine Township Permit # PA0219061	Municipal	P. O. Box 128 40 Main Street Taylorstown, PA 15365 Phone: 724-948-2157	Blaine Township

### Municipal Sewage Facilities - Washington County

NAME	TYPE	ADDRESS/PHONE	MUNICIPALITY
California Borough	Municipal	225 3rd Street California, PA 15419 Phone: 724-938-8878	California Borough
Permit # PA0022241			
Cecil Township Municipal Authority	Municipal	3655 Millers Run Road Cecil, PA 15321 Phone: 724-746-4848	Cecil Township
Permit # PA0091138			
Hanover Township	Municipal	901 Steubenville Pike Burgettstown, PA 15021 Phone: 724-947-9109	Hanover Township
Permit # PA0253472			
South Franklin Township	Municipal	100 Municipal Road Washington, PA 15301 Phone: 724-222-5490	South Franklin Township
Permit # PA0033294			
West Alexander Borough	Municipal	P. O. Box 299 West Alexander, PA 15376 Phone: 724-484-7346	West Alexander Borough
Permit # PA0219215			
West Pike Run Township	Municipal	238 Pike Run Drive Daisytown, PA 15427-9611 Phone: 724-938-9194	West Pike Run Township
Permit # PA0090832			

---

### Non Municipal (Private) Sewage Facilities - Washington County

NAME	TYPE	ADDRESS/PHONE	MUNICIPALITY
Interstate 79 Association	Association	4839 Campbells Run Rd. Pittsburgh, PA 15205-1323 Phone: 724-923-2255	North Strabane Township
Permit # PA0022241			
Alan A. Axelson, MD	Family	2575 Boyce Plaza Road Pittsburgh, PA 15219 Phone: 814-774-8555	Morris Township
Permit # PA0218031			
William L. Barnes	Family	P. O. Box 337 Eighty Four, PA 15330-0337 Phone: 724-222-8969	Somerset Township
Permit # PA0094960			
Henry Berdine	Family	559 Zediker Station Road Washington, PA 15301 Phone: 724-222-6080	South Strabane Township
Permit # PA0253260			
Calvin Cramer	Family	305 Oberdick Drive McKeesport, PA 15135-2215 Phone: 724-225-2790	Amwell Township
Permit # PA0098523			
Donald J. Dallatore, Jr.	Family	1011 S Main Street Washington, PA 15301-3218 Phone: 724-228-1548	South Franklin Township
Permit # PA0042820			

### Non Municipal (Private) Sewage Facilities - Washington County

NAME	TYPE	ADDRESS/PHONE	MUNICIPALITY
Washington Penn Plastic Co., Inc. Permit # PA0206041	Private	2080 N. Main Street Washington, PA 15301-6146 Phone: 724-228-1260	South Strabane Township
Commonwealth of Pennsylvania of Gen Svcs Permit # PA00093262	Private	500 N Ofc Bldg Harrisburg, PA 17125 Phone: 1-717-705-5764	North Bethlehem Township
Avella School District Permit # PA0029971	School	1000 Avella Road Avella, PA 15312-2109 Phone: 724-356-2218	Cross Creek Township
Bethlehem Center School District Permit # PA0096571	School	194 Crawford Road Fredericktown, PA 15333 Phone: 724-267-4910	Deemston Borough
Canon McMillan School District Permit # PA0030651	School	1 N. Jefferson Avenue Canonsburg, PA 15317-1305 Phone: 724-746-2940	North Strabane Township
McGuffey School District Permit # PA0096113	School	P. O. Box 431 Claysville, PA 15323 Phone: 724-663-7745	Buffalo Township
McGuffey School District Permit # PA0096121	School	P. O. Box 431 Claysville, PA 15323 Phone: 724-663-7745	South Franklin Township
Trinity School District Permit # PA0215945	School	231 Park Avenue Washington, PA 15301-5713 Phone: 724-225-9880	Amwell Township
Western Area Career & Technical Center Permit # PA0203891	School	688 Western Avenue Canonsburg, PA 15317 Phone: 724-746-2890	Chartiers Township

### Non Municipal (Private) Sewage Facilities - Washington County

NAME	TYPE	ADDRESS/PHONE	MUNICIPALITY
Briselli Inc.	Private	P. O. Box 224 Lawrence, PA 15055-0244 Phone: 724-745-4774	Cecil Township
Permit # PA0204960			
Capps Dev LLC	Private	3889 Washington Road McMurray, PA 15317 Phone: 724-942-9500	Cecil Township
Permit # PA0253014			
Casciola Homes, Inc.	Private	17 Ridgewood Circle McDonald, PA 15057-2476 Phone: 724-745-5610	Cecil Township
Permit # PA0095681			
Consol PA Coal Co.	Private	920 E. Finley Drive West Finley, PA 15377-2200 Phone: 412-831-4000	East Finley Township
Permit # PA0218855			
Eighty Four Mining Co.	Private	CNX Center 100 Consol Energy Drive Canonsburg, PA 15317-6506 Phone: 724-485-4000	Somerset Township
Permit # PA0001350			
Eighty Four Mining Co.	Private	CNX Center 100 Consol Energy Drive Canonsburg, PA 15317-6506 Phone: 724-485-4000	Somerset Township
Permit # PA0216160			
Eighty Four Mining Co.	Private	CNX Center 100 Consol Energy Drive Canonsburg, PA 15317-6506 Phone: 724-485-4000	Somerset Township
Permit # PA0219487			
Empire Mortgage Inc.	Private	11350 McCormick Road Hunt Valley, MD 21031 Phone: 800-785-6499	Mount Pleasant Township
Permit # PA0252727			
Encotech, Inc.	Private	P. O. Box 305 Eighty Four, PA 15330-0305 Phone: 724-222-3334	North Strabane Township
Permit # PA0217883			
G & G Mobile Home Sales	Private	23 Oak Ridge Heights Drive Oakdale, PA 15071-3914 Phone: 724-695-7910	Robinson Township
Permit # PA0096903			
Hartman & Hartman	Private	67 Seal Road Eighty Four, PA 15330-1828 Phone: 724-239-6002	Somerset Township
Permit # PA0216275			
Hill Prop LLC	Private	P. O. Box 7170 East Liverpool, OH 43920 Phone: 724-743-9001	Somerset Township
Permit # PA0253774			
L & S Wastewater, Inc.	Private	P. O. Box 254 Cecil, PA 15321 Phone: 724-257-4163	Cecil Township
Permit # PA0043435			

### Non Municipal (Private) Sewage Facilities - Washington County

NAME	TYPE	ADDRESS/PHONE	MUNICIPALITY
Langeloth Metallurgical Co., LLC	Private	P. O. Box 608 Langeloth, PA 15054-0608 Phone: 724-947-2201	Smith Township
Permit # PA0004219			
Lone Hill Development LP	Private	212 Sussex Way McMurray, PA 15317 Phone: 724-889-8910	Green Hills Borough
Permit # PA0253871			
LTV Steel Co., Inc.	Private	200 Public Sq. 40-307 Cleveland, OH 44114-2308 Phone: 216-622-5626	West Bethlehem
Permit # PA0006092			
Maple Creek Mining, Inc.	Private	279 Shannon Road Monongahela, PA 15063-3414 Phone: 740-310-9023	Fallowfield Township
Permit # PA0090689			
Maple Grove Modulares, Inc.	Private	P. O. Box 263 Slovan, PA 15078-0263 Phone: 724-947-2423	Robinson Township
Permit # PA0034282			
Mingo Park Estates, Inc.	Private	92 Little Mingo Road Finleyville, PA 15332-3715 Phone: 724-258-8563	Nottingham Township
Permit # PA0032182			
MLM Enterprises	Private	12 N Jefferson Avenue Canonsburg, PA 15317-1306 Phone: 724-746-2800	North Strabane Township
Permit # PA0042587			
PA American Water Co.	Private	800 Hershey Park Drive Hershey, PA 17033-2400 Phone: 717-533-5000	Donegal Township
Permit # PA0093165			
PA Turnpike Commission	Private	P. O. Box 67676 Harrisburg, PA 17106-7676 Phone: 717-939-9551	California
Permit # PA0206067			
Pechin Leasing, Inc.	Private	P. O. Box 340 Dunbar, PA 15431-0340 Phone: 724-277-4251	Centerville Borough
Permit # PA0217590			
Rosewood Farm Manor	Private	855 S Bridge Road Prosperity, PA 15329-1146 Phone: 724-223-8980	South Franklin Township
Permit # PA0095702			
S 2 Prop Inc.	Private	P. O. Box 24509 Pittsburgh, PA 15234-4509 Phone: 412-571-1720	South Franklin Township
Permit # PA0093076			
Smith Machine, Inc.	Private	P. O. Box 126 Eighty Four, PA 15330-0126 Phone: 724-222-3000	Somerset Township
Permit # PA0042579			
Universal Electric Corp.	Private	3089 Washington Pike Bridgeville, PA 15017-1403 Phone: 412-221-4400	Cecil Township
Permit # PA0253081			