


Pennsylvania's Community Clean Water **Planning Guide**



Healthy Waters, Healthy Communities

August 2019

August 23, 2019



Dear Local Partner:

Thank you for participating in this unique collaborative opportunity to improve local water quality and develop Pennsylvania's next phase of the Chesapeake Bay Watershed Implementation Plan (WIP).

The Secretaries of the Departments of Environmental Protection, Conservation and Natural Resources, and Agriculture have been engaged in a stakeholder initiative that has included government agencies, state legislators, county and local government officials, industry associations, NGOs, and citizens since April 2017 on how to best approach the effort.

The key goal in this process is to engage partners at the county and local level, and give you direct input into the planning and implementation of the practices that achieve local water quality improvements that work best for your local priorities. At the end of the day, no one knows your local community better than you.

There are many choices to make about how each county planning goal will be achieved. More importantly, in addition to achieving the nutrient and sediment reduction planning goals, this is an opportunity for other local goals of importance to be identified as part of this planning partnership. Yes, these goals will include water quality improvements, but they may also include items such as economic development, enhancing habitat for brook trout, increasing public access to your local waters, and more.

The following, "Developing a County-Based Action Plan for Clean Water," provides an overview of Pennsylvania's waterways, previous and current efforts to improve water quality, and a brief overview of Pennsylvania's challenges and opportunities for clean water. Additional resources, including county-specific data will also follow to assist you in reaching your local water quality goals. Please note that the final countywide Action Plan for Clean Water must be submitted to the DEP Chesapeake Bay Office.

Again, thank you for your time and participation in this tremendous effort.

Sincerely,

A handwritten signature in black ink, appearing to read "Patrick McDonnell".

Patrick McDonnell, Secretary
PA Department of
Environmental Protection

A handwritten signature in black ink, appearing to read "Russell C. Redding".

Russell C. Redding, Secretary
PA Department of Agriculture

A handwritten signature in black ink, appearing to read "Cindy Adams Dunn".

Cindy Adams Dunn, Secretary
PA Department of
and Natural Resources

Table of Contents

Introduction: Clean Water Begins Locally	4
Pennsylvania – A Water State	4
A Bay of Plenty	5
Finding a Balance: Local Clean Water Focus with a Bay Benefit	5
The Chesapeake Bay TMDL	6
The Next Phase: Pennsylvania’s Opportunity	8
County-Based Planning to Achieve Clean Water Goals	8
Countywide Action Plans for Clean Water	10
What is the Technical Toolbox?	11
Getting Started – Convening a Group Meeting	11
Questions to Consider	12
What are our local goals and vision?	12
Can we build upon existing resources?	12
What do we need to achieve our goals?	12
How will we coordinate and communicate?	12
Sample Countywide Action Plan Development Timeline	13
Planning Help is Available	14
Transitioning from Planning to Implementation	15
Reporting Plan Implementation and Progress	15
Appendix I: Developing a Countywide Action Plan for Clean Water	16
Countywide Planning Overview	17
Sample Timeline and Planning Process	19
Sample Timeline	21
Sample Planning Process	22
Sample Plan for Organizing Stakeholders and County Leadership – Month 1-2	23
Desired Outcomes	23
Potential next steps	23
Sample Plan for Countywide Planning Team Meetings 1-2 – Month 3	24
Key Agenda items	24
Desired Outcomes	24
Potential Next Steps	24
Sample Plan for Countywide Planning Team Meetings 3-4 – Month 4	25
Key Agenda items	25
Desired Outcomes	25
Potential Next Steps	25

Sample Plan for Countywide Planning Team Meeting 5-6 – Month 5	26
Key Agenda items	26
Desired Outcomes	26
Potential Next Steps	26
Sample Plan for Countywide Planning Team Meeting 7-8 – Month 6	27
Key Agenda items	27
Desired Outcomes	27
Potential Next Steps	27
Appendix II: Reporting Local Action Plans	28
Establishing a Countywide Implementation Team	29
Reporting Countywide Action Plan Progress	29
Examples from the Pilot Counties	29
Phase 3 WIP Planning and Progress Template	30
Phase 3 WIP Programmatic Recommendations Template	32
Countywide Action Plan Narrative Template	34
Phase 3 WIP County Resources Inventory Template	37
Online Resources for Watershed Plans, Studies, and Projects	39



For more information:

[http://www.dep.pa.gov/Business/Water/Pennsylvania%e2%80%99s%20Chesapeake%20Bay%20Program%20Office/WIP3/Pages/Phase-III-WIP-\(Watershed-Implementation-Plans\).aspx](http://www.dep.pa.gov/Business/Water/Pennsylvania%e2%80%99s%20Chesapeake%20Bay%20Program%20Office/WIP3/Pages/Phase-III-WIP-(Watershed-Implementation-Plans).aspx)

Introduction: Clean Water Begins Locally

Pennsylvania – A Water State

Pennsylvania has more miles of waterways than any other state in the contiguous United States. Those creeks, streams and rivers are used by families, farmers, tourists, and industry for work and play. Unfortunately, all of this use has been hard on PA's waters. More than 86,000 miles of streams and rivers are impaired. That means almost a third of PA's waterways do not meet state water pollution standards!

The reason for this is simple; what we do to the land, we do to the water. Pollution and chemicals from the land are washed into local waterways. Once in a creek or stream, the pollutants (e.g. chemicals, sediment, and fertilizers) flow downstream. As small creeks and streams meet and become rivers, they carry pollution into neighboring communities, and others far downstream.

Pennsylvania's waters are important. These waters provide millions of people with drinking water. They also support tourism, agriculture and other key industries. They support large and small communities through the import and export of goods. They entice anglers for recreational, sport, and sustenance fishing. They produce electricity. PA's waters provide cool place to relax on a hot summer day, and they are also places where wildlife can find sustainable habitats.

Pennsylvania's waters are also important to communities downstream, including those that depend on the Chesapeake Bay.



**CLEAN, HEALTHY RIVERS AND STREAMS ARE
NECESSARY
TO CONTINUE OUR WAY OF LIFE.**



A Bay of Plenty

The waters that fill the Chesapeake Bay begin in creeks, streams and rivers in six states distributed over 64,000 square miles. What happens to water in New York, Pennsylvania, Maryland, Virginia, West Virginia or Delaware the District of Columbia matters to communities on the Bay. The Bay, like Pennsylvania's waterways, provides economic, recreational, and aesthetic resources for the 17 million people living in the watershed region, and beyond.



Flowing through PA, the Susquehanna River is by far the largest source of freshwater to the Bay. As an important waterway to PA and the Bay, we must work together to keep it clean and healthy.

Pennsylvania's local waterways and the Chesapeake Bay need our help.

Finding a Balance: Local Clean Water Focus with a Bay Benefit

Clean water efforts are underway in Pennsylvania and have been for decades. PA's water is cleaner thanks to improved wastewater treatment, use of innovative farming methods, and state and local permitting.

In order to achieve local and regional clean water goals, such work must continue and expand.



Establishing Pollution Limits, Clean Water Goals and Implementation Plans

The Chesapeake Bay TMDL

Under the jurisdiction of the Federal Clean Water Act, the U.S. Environmental Protection Agency (EPA) can establish a total maximum daily load (TMDL), or pollution limit, in order to restore impaired waters. While it may sound daunting, a TMDL is really a measure of the maximum amount of pollution (in this case nitrogen, phosphorus, and sediment) that a water body can handle before reaching a 'tipping point' (when the water quality within that system is detrimentally impacted).

The TMDL specifies pollution reduction goals for each of the jurisdictions in the watershed:

Pennsylvania
Maryland
Virginia
Delaware
West Virginia
New York
The District of Columbia

In 2010, the Chesapeake Bay TMDL was established, pollution limits and reduction goals were assigned, and a deadline of 2025 was set to meet those goals. Each of the six Bay states and the District of Columbia (collectively referred to as jurisdictions), are accountable for reducing pollution locally and in the Bay.

Because each state contributes different amounts and types of pollution to the Bay, each jurisdiction received a customized pollution reduction target. Pennsylvania's TMDL focuses on reducing the excess nitrogen (N) and phosphorus (P) from the Susquehanna and Potomac River Basins.

In order to reach TMDL and clean water goals, the jurisdictions need a plan. Thus, EPA instructed jurisdictions to develop Watershed Implementation Plans (WIP). These WIPs outline the strategies, methods, and timeframes for meeting clean water goals and restoring local waterways. The WIPs are also working documents that plan for clean water progress in three separate phases, starting with 2010 and ending in 2025.

Pennsylvania is making progress toward clean water goals

- In 1985, the Susquehanna River delivered nearly 125 million pounds of nitrogen and just over six million pounds of phosphorus to the Bay!
- By 2017, seven years into the TMDL commitment, Pennsylvania’s efforts have resulted in the annual reduction of over 16 million pounds of nitrogen and nearly 2.5 million pounds of phosphorus (almost 50%).

The following table summarizes the nitrogen and phosphorus reduction progress and 2025 requirements.

Figure 1. Pennsylvania’s Planning Targets

Year	Nitrogen (million lbs/year)		Phosphorus (million lbs/year)	
	Delivered to the Bay	Delivered to Local PA Waterways	Delivered to the Bay	Delivered to Local PA Waterways
1985(Actual)	122.02	183.88	6.046	14.857
2017 (Actual)	107.31	161.94	3.801	9.640
2025 (Final TMDL Planning Target)	73.18	110.88	3.044	7.619
reductions remaining to be achieved through local planning goals*	34.31	51.06	0.757	2.021

*This table does not account for future (beyond 2025) pollution loads and potential impacts such as climate change, development and growth, and potential infrastructure or (cost of doing business) which may alter the amount of sediment reaching the Bay (currently held in place by the Conowingo Dam).

The monitored nitrogen and phosphorus for Pennsylvania (above) are broken down into nitrogen and phosphorous goals. The top line represents the conditions of Pennsylvania in 1985. The second line, 2017, represents the current conditions in Pennsylvania. The third line represents the goal that Pennsylvania is required to achieve by 2025. The last line represents the total reduction in pounds that Pennsylvania must reduce by 2025.

Pennsylvania needs to reduce its current nutrient pollution by 51.06 Million lbs. of nitrogen and 2.021 Million lbs. of phosphorous. Pennsylvania has made great progress since 1985 in reducing the amount of Phosphorous to local waterways, but still needs more reductions in order to meet the 2025 goal. There is a lot of work that needs to be done with nitrogen. However, through the planning process Pennsylvania is to completely reduce the reductions needed by 2025, for both nitrogen and phosphorous. This may take a combination of state and county efforts.

The Next Phase: Pennsylvania's Opportunity

As Pennsylvania enters the third phase of the Watershed Implementation Plan, it is important to note that every opportunity, action, and success for the next seven years will determine whether we succeed. Thus, critical thinking, strategic planning, and partnerships are key in this final phase.

Since April 2017, a collaborative effort to develop county-based Action Plans for Clean Water that are realistic, and implementable by local communities has been underway. The initiative included representatives from: government agencies, the state legislature, county and local governments, industry associations, NGOs, and citizens.

As part of the Phase 3 Watershed Implementation Planning (WIP) planning process, Pennsylvania invited four counties to participate in a pilot project to develop local Countywide Action Plans (CAPs). Lancaster and York counties began in spring 2018, with Adams and Franklin counties beginning in fall 2018.

These pilot efforts were intended primarily to improve local water quality and to provide related benefits for those localities. The CAPs developed by the counties include priority goals and initiatives, action steps, the identification of responsible parties, and available and needed technical and financial resources.

In addition, the four pilot counties shared lessons learned throughout the process to make the development of CAPs in other counties across Pennsylvania's Chesapeake Bay watershed more efficient and effective. The input received from these counties has been incorporated directly into the county resources you are receiving today.

County-Based Planning to Achieve Clean Water Goals

The result of this is a bottom-up, county-based clean water planning approach. PA has done a lot on its own to reach clean water goals, and so have communities, but it's not enough. In order to meet the clean water goals for PA, the state and communities have to work together. Using a locally-driven planning approach, the state and local communities can share responsibilities, resources and plan how to meet the PA clean water goals. This new approach is critical to the success of the Phase 3 WIP.

EPA recognizes that there is no one-size-fits-all approach, and jurisdictions have the flexibility to create a plan that meets their needs and fits their unique situation. Pennsylvania created a Local Area Goals



The Next Phase: Pennsylvania has many opportunities to meet our local clean water goals by 2025

Current (2017) Pollution Loads:
Nitrogen = 107 million pounds
Phosphorus = 3 million pounds

Required Reductions:
Nitrogen = 34 million pounds
Phosphorous = 1 million pounds

workgroup to investigate options and make recommendations for local planning in the Commonwealth.

The workgroup looked at several geographic options for assigning local goals (from land-river segments (505) to sub-basins (6)). They settled on county-based goals as the most feasible in terms of size, number, existing data levels, and ability to organize resources.

There are 43 counties in the Chesapeake Bay watershed. Pennsylvania's nitrogen and phosphorus reduction targets are broken down into local planning goals for each of these counties. Added together, these local pollution reductions will help Pennsylvania reach its clean water targets.

County-based goals
DO NOT establish any
new requirement or
regulatory obligation

Please note that the pollution reduction goals for your county are included in your county-focused technical toolbox.

Pennsylvania is ready to support each county's efforts to reach their clean water goals, but that will not be enough. New partnerships, ideas, and funding sources will be needed to get the job done. The planning teams will need to be made up of and supported by a diverse group of stakeholders including local leaders, county residents, businesses, and non-profit organizations, just to name a few.

The county reduction goals will help county planning team members and community members better understand where pollution might be coming from and what can be done about it. To meet TMDL requirements, they may need to support local restoration priorities, enhance local citizen engagement, and help stakeholders focus limited resources on specific areas.

It is important to note that the county clean water goals do NOT establish any new requirement or regulatory obligation on counties. These goals are simply a way for Pennsylvania to engage with local partners on shared issues and focus resources on efforts that help the PA reach its Chesapeake Bay goals.

Countywide Action Plans for Clean Water

Over the next several months, your county will have the opportunity to engage in a unique collaborative effort to develop Pennsylvania's Phase 3 WIP. The key goal is to engage stakeholders at the county and local level to create countywide plans. These plans should outline how to achieve local clean water goals that in a way that fits with local priorities. At the end of the day, no one knows your local community better than you.

The county-based planning process provides an opportunity for everyone involved to learn more about their local waters. The planning process will start with a review of the county waters, the nutrients and pollutants running into them, and how local actions can reduce this. It will end with the development of CAPs for all 43 counties in PA's Chesapeake Bay watershed.

Counties in Pennsylvania's portion of the Chesapeake Bay watershed will receive a county-specific pollution reduction goal, planning tools, and a customized technical toolbox.

One of the main functions of this document and the accompanying technical toolbox is to help counties dive deep into their community to do proactive county water planning. Clean water planning will help local leaders learn about and record both existing and proposed local clean water initiatives in the county.

Clean water planning also gives communities the chance to provide input about the effectiveness of existing programs. PA would like to learn about clean water efforts work that locally, and about efforts that could be expanded to reduce pollution elsewhere.

County stakeholders have and maintain control over their plans. They decide:

- Who should serve on the countywide planning team;
- Who will lead the countywide planning team;
- How local water quality goals will be met, tracked and reported;
- What other county goals to include in the plan;
- Which resources will be most helpful in meeting those goals; and
- Which steps will be taken to meet those goals, and by whom.

Key Steps for Developing Your Countywide Action Plan for Clean Water:

- Invite a diverse group of stakeholders to join your Countywide Clean Water Planning Team;
- Convene the first Planning Team meeting and set a regular meeting schedule;
- Define goals you wish to accomplish in addition to the county's clean water goals;
- Identify potential challenges and programmatic changes needed to complete the CAP;
- Identify existing and needed local resources to help you meet those goals;
- Identify how the state workgroup goals and recommendations can support your effort;
- In partnership with the state support team, select the actions appropriate for your county to meet the identified goals and plan how they will be implemented;
- Report those actions using the planning and narrative templates found in Appendix II;
- Implement the CAP;
- Track progress and report results; and,
- Update the CAP as needed.

Getting Started – Convening a Group Meeting

To get started, you'll need to put together a planning team and hold the first meeting. The team members should represent a diverse group of county interests and organizations. In that first meeting, set a regular meeting schedule to ensure planning moves forward in a timely manner.

Who should be part of a Countywide Clean Water Planning Team? Community members, businesses, non-profit organizations or local government representatives/organizations who:

- have relevant specialized knowledge;
- may be impacted;
- will be implementing identified actions;
- have connections to relevant groups; and
- are willing to come to the table and contribute to consensus.

Below are examples of individuals and groups you may want to invite to join your County Clean Water Planning Team. *Please note, these are merely suggestions, and do not imply a requirement.*

<ul style="list-style-type: none">• Agriculture industry representatives• Business Associations• College/University personnel• Communications personnel• Cooperative Extension• County conservation districts• County or municipal officials• County or municipal planners• Farming associations and unions• Forest products industry representatives• Funding institutions, co-ops, banks	<ul style="list-style-type: none">• Historic preservation groups• Hunting, fishing and sportsmen's groups• Land trusts and conservancies• Local/community leaders and champions• Local environmental consulting groups• Nursery and tree-growing industry• Private funders/foundations• Rural & economic development groups• USDA• Water authorities/companies• Watershed groups
--	--

Other Options: Counties that already have a group(s) focused on water quality may be able to rely on them to take on this task. If your county is struggling to pull a team together, Pennsylvania DEP and other agencies can help to assemble a diverse local planning team.

What is the Technical Toolbox?

The technical toolbox has been developed as a starting point for each county to use to improve local water quality. It contains useful data relevant to your county to assist you with reaching local clean water goals. There is no requirement to use every tool in the toolbox! You are encouraged to add other tools as fits your local situation. The toolbox serves as a guide to assist with collaborative efforts, not as a regulatory tool.

Questions to Consider

Below are questions the Countywide Clean Water Planning Team may want to consider before the first group discussion to help spark brainstorming, conversation and collaboration. Feel free to add and remove questions from this list as you see fit.

What are our local goals and vision?

- Which local goals align with the goals of the Phase 3 WIP, and can be achieved through this process?
- How can this dovetail into local municipal separate storm sewer systems (MS4) goals? The county comprehensive plan? Capital improvement projects? Other Countywide Plans and Projects?
- What is our vision for our community and how can we use this process to achieve that vision? Are there co-benefits we wish to prioritize in our plan?

Can we build upon existing resources?

- How can we build upon existing projects or plans?
- Which areas of our county have the most obvious challenges?
- What initiatives or related activities are already underway? What has been accomplished?
- What types of personnel, financial, policy or other paid or volunteer resources already exist? Can they be incorporated into this process?
- What are the existing local environmental ordinances?
- How can we engage new partners?
- What is our readiness for change?

What do we need to achieve our goals?

- What additional resources do we need? What technical assistance do we need?
- What can be done with current resources? What could we do with additional resources?
- Where can we get the biggest bang for the buck?
- Where are the easiest opportunities? Low hanging fruit?
- How can local communities work together to pool funding and resources and avoid duplicating efforts? Do we want to make a regionalize plan or planning process with neighboring counties?
- Who will be involved in putting new initiatives on the ground?
- How will progress and projects be tracked and reported?

How will we coordinate and communicate?

- How will local partners coordinate the efforts in their area?
- How will local partners communicate this effort and to whom?
- How can local partners engage and inspire resource managers and local leaders to act voluntarily?
- What does data tell us about our local area? What stories can we share with our local citizens about this?
- How will we communicate with the public?

Sample Countywide Action Plan Development Timeline

The chart below offers a sample timeline for developing a CAP. The process is expected to take about 6 to 8 months from the time the first team members are invited to join until the plan is finalized and submitted to DEP (See Appendix I for more information).

The DEP Chesapeake Bay Office will work with each county to set a realistic timeline and reasonable CAP submission date based on each county’s individual situation.

Sample Countywide Action Plan Development Timeline								
Planning Step	month							
	1	2	3	4	5	6	7	8
Recruit Planning Team Members	X	X						
Convene Planning Team	X	X	X	X	X	X	X	X
Identify County Goals	X	X	X					
Identify Resources for Reaching Goals			X	X	X			
Identify Actions to Reach Goals			X	X	X			
Finalize Written Plan					X	X		
Begin Implementing Plan						X	X	X
Begin Tracking & Reporting Progress						X	X	X

Remember what your county submits to DEP is not regulated or mandated. These are county goals and voluntary actions that can change throughout the planning and implementation process.

Planning Help is Available

Your county is not alone in this effort! A support team with the following members will help facilitate the development of each county's plan:

- A staff member from the Pennsylvania's Department of Environmental Protection (DEP)
- Chesapeake Bay Office.
- A member of the Technical Support Team, comprised of representatives of the EPA Chesapeake Bay Program Office, the Susquehanna River Basin Commission and DEP.
- Members of Phase 3 WIP sector workgroups. They will help on an as-needed basis to facilitate an understanding of the work and analyses completed by their respective workgroup.

The CAP Support Team will participate in the creation of each Countywide Action Plan for Clean Water. Here's how they can help:

- **County data:** Additional explanation of and assistance with the data included in your county's technical toolbox.
- **County scenarios:** Scenarios can be run to see how and if action steps meet reduction goals.
- **Meeting planning and facilitation:** Planning and facilitation assistance for Clean Water Planning Team meetings and documentation of meeting outcomes and decisions.
- **Plan templates:** Assistance with the completion of CAP templates.
- **Q&A support:** Answering questions and providing resources as needed throughout the process.

Your County's Countywide Action Plan Support Team:

Cumberland County Support Team Members	WIP Planning Role	Organization	E-mail	Phone
Kristen Wolf	DEP Chesapeake Bay Office – Overall WIP lead for Cumberland County	PA DEP	kwolf@pa.gov	717-772-1675
Jordan Baker	WIP Technical Support lead for Cumberland County	Susquehanna River Basin Commission (SRBC)	c-jorbaker@pa.gov	717-772-5802

Want more information? Visit the Phase 3 WIP website:

[http://www.dep.pa.gov/Business/Water/Pennsylvania%e2%80%99s%20Chesapeake%20Bay%20Program%20Office/WIP3/Pages/Phase-III-WIP-\(Watershed-Implementation-Plans\).aspx](http://www.dep.pa.gov/Business/Water/Pennsylvania%e2%80%99s%20Chesapeake%20Bay%20Program%20Office/WIP3/Pages/Phase-III-WIP-(Watershed-Implementation-Plans).aspx)

Funding Opportunities and Grant Programs

The list below will provide you with potential funding sources to assist you with planning efforts.

I'm trying to:	How you can use this information	Resource	Online Resource
Find funding opportunities:			
Finding the Green!	A guide to state funding opportunities for conservation, recreation and preservation projects	PA Growing Greener Coalition	http://www.docs.dcnr.pa.gov/cs/groups/public/documents/document/dcnr_20028890.pdf https://www.findingthegreen.com/

Transitioning from Planning to Implementation

Throughout the planning process, countywide planning team members will need to discuss how, when, and who will be needed as the plan transitions into the implementation and reporting phase. Rather than starting all over again, it is recommended that the countywide planning team identify several members to serve on the implementation team. The tasks for each implementation team to accomplish may vary by county depending on local goals.

Reporting Plan Implementation and Progress

Each county will be expected to submit annual updates on plan implementation progress and actions by utilizing the CAP templates provided by DEP (See the Appendix for links to templates and more detailed information).

- Phase 3 Watershed Implementation Plan (WIP) Planning and Progress Template
- Phase 3 Watershed Implementation Plan (WIP) Programmatic Recommendations Template
- CAP Narrative Template

In addition to these templates, you will find a ***County Resources Inventory Template*** in the county toolbox. It can be used to inventory all the resources that may assist you with efforts to improve local water quality (e.g. dollars, land, staff time and match). Programs previously identified and entered at the federal and state level will be provided.

Appendix I:

Developing a Countywide Action Plan for Clean Water

- **Countywide Planning Overview**
- **Timeline and Sample Planning Process**

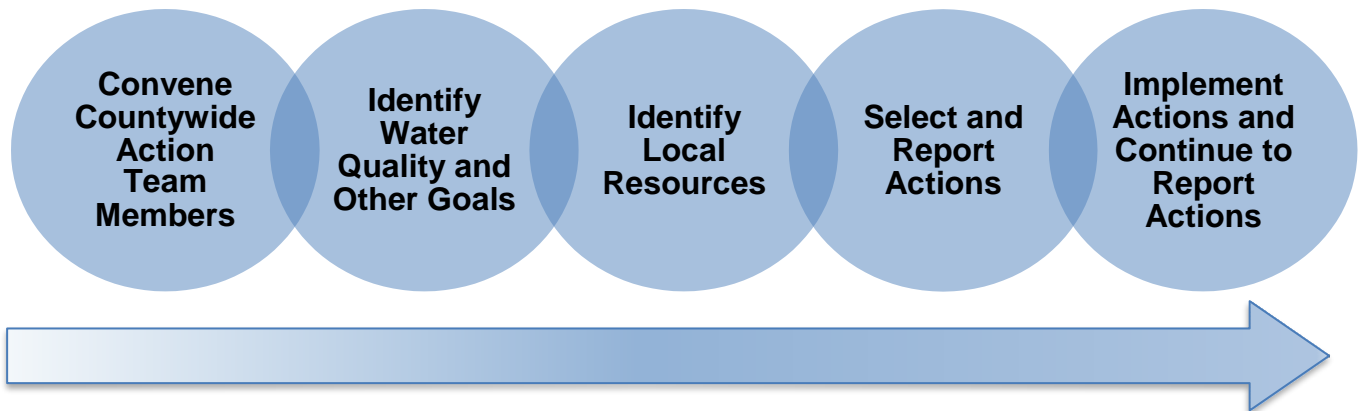
Appendix I: Developing a Countywide Action Plan for Clean Water

Countywide Planning Overview

Developing a CAP is a collaborative process. In each county, local stakeholders will convene a planning team and, with support from DEP, work together to create a plan that meets local clean water goals. Below is an overview of the plan development and implementation process.

Figure 1. Basic Planning Overview

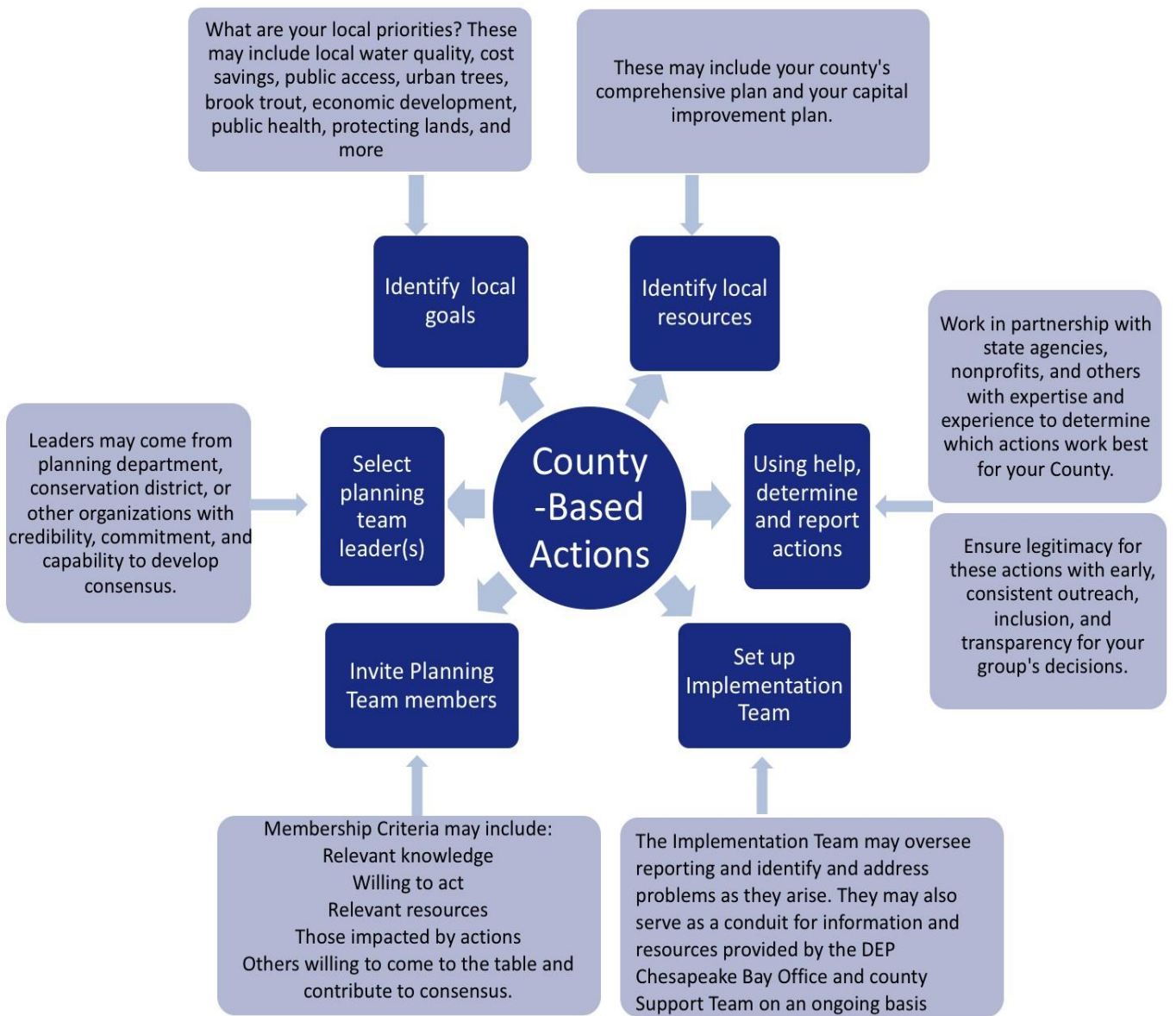
Pennsylvania Countywide Planning Process Phase 3 WIP



The basic planning process reduced to its core elements is straightforward (below and Figure 2).

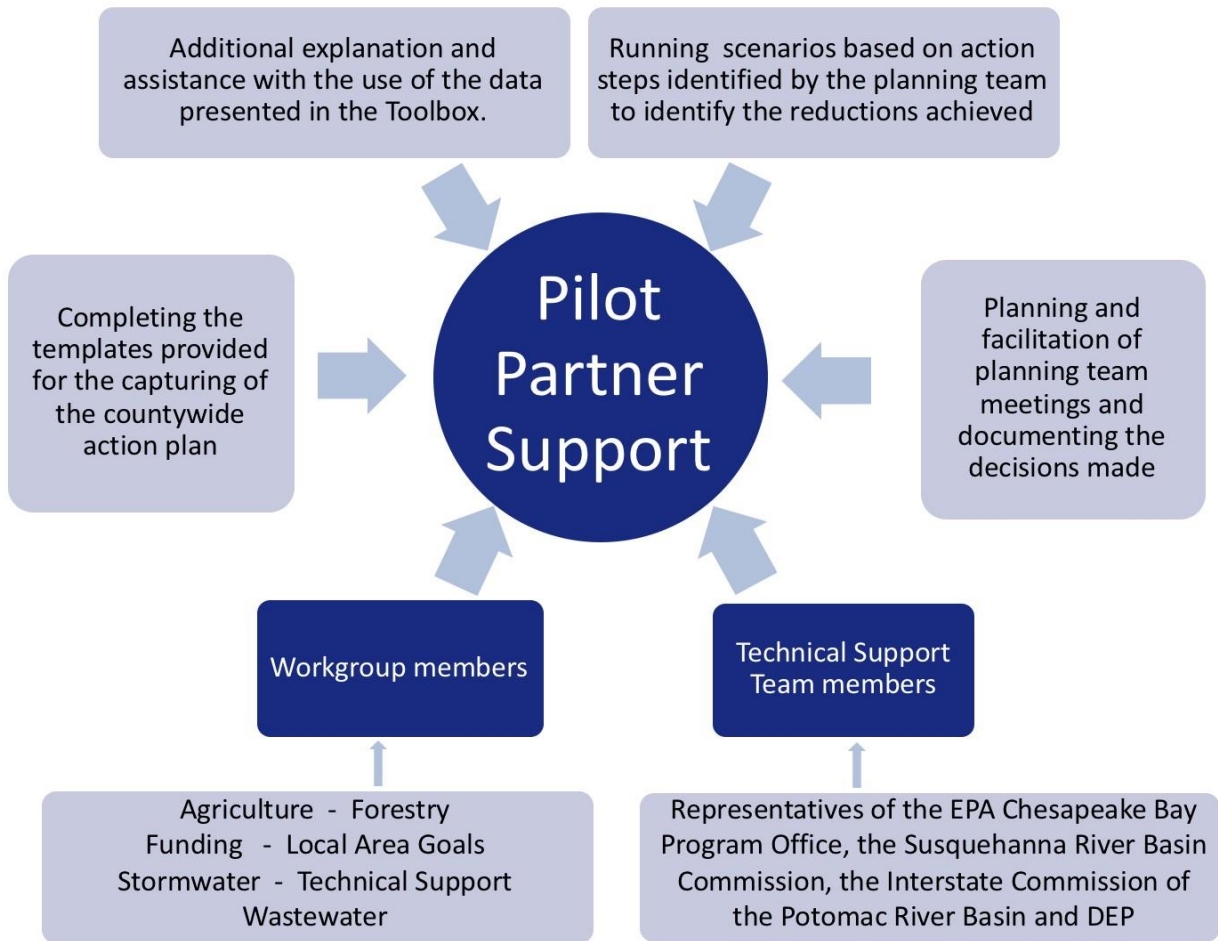
1. **Convene a countywide planning team with diverse representation.** Membership criteria may include:
 - Relevant knowledge
 - Willingness to act
 - Relevant resources
 - Those impacted by actions
 - Others willing to come to the table and contribute to consensus
2. **Select a countywide planning team leader(s).** Leaders may come from the county planning department, conservation district, or other organizations with credibility, commitment, and capability to develop consensus.
3. **Define goals you wish to accomplish alongside water quality goals.** What are your local priorities? These may include local water quality, cost savings, public access, urban trees, brook trout, economic development, public health, protecting lands, and more.
4. **Identify local resources to help you meet those goals and supplement the support provided by the state and other entities.** These may include your county's comprehensive plan, capital improvement projects, pollutant reduction plans, and watershed projects. These may be the extension of existing projects or plans. Identify existing groups or new groups and organizations that could contribute to your county plan.
5. **In partnership with the state support team, determine and report the actions appropriate for your county to meet the identified goals and plan how they will be implemented.** Work in partnership with state agencies, nonprofits, and others with expertise and experience to determine which actions work best for your County. Ensure legitimacy for these actions with early, consistent outreach, inclusion, and transparency for your group's decisions.
6. **Identify the necessary steps and provisions that are essential to ensure the action plan is implemented.** This could potentially include the identification of programmatic changes that will help to ensure your county can meet its goal.

Figure 2. Sample Countywide Planning Process



The County Technical Support Team will assist with the development of CAPs. Figure 3 below highlights the type of support they can provide.

Figure 3. Countywide Action Planning Support



Timeline and Sample Planning Process

Below you will find a sample timeline, agenda items, outcomes, and potential next steps for the countywide planning process. Counties will be given an aggressive timeline that includes two months for outreach of convening potential stakeholders; four months for development and finalization of the WIP; and two months to begin implementing their plan and tracking and reporting progress.

This means counties are given a total of 6 months to convene stakeholders, and to draft and finalize their WIP before implementation and reporting begin. It is important to establish time for convening the planning and writing teams in advance of the four-month working session.

Sample Timeline:

Sample Countywide Action Plan Development Timeline								
Planning Step	month							
	1	2	3	4	5	6	7	8
Recruit Planning Team Members	X	X						
Convene Planning Team	X	X	X	X	X	X	X	X
Identify County Goals	X	X	X					
Identify Resources for Reaching Goals			X	X	X			
Identify Actions to Reach Goals			X	X	X			
Finalize Written Plan					X	X		
Begin Implementing Plan						X	X	X
Begin Tracking & Reporting Progress						X	X	X

Sample Planning Process

Each county planning structure will be different and require various meeting schedules. The four pilot counties used a variety of meeting structures. Examples from the pilot counties include:

- Working with a large multi-sector workgroup, with a few key members who work on writing a developing of the county action plan.
- An initial kickoff with a large stakeholder group, then break off into sector workgroups with a writing team that works with both sectors, and a final large stakeholder sharing meeting to review the County Action Plan.
- A small writing team that does outreach to stakeholders throughout the planning process, with 1-2 large group outreach and plan sharing meetings.

These examples of how the planning process has gone for others demonstrates the flexibility you have in yours. Below is an example of a potential meeting outline to help with the planning process. It will be important to establish pre-set meetings with the stakeholders to get input and feedback throughout the process.

- **Meeting 1:** Kickoff meeting with the comprehensive stakeholder group and state support staff
 - Kickoff meeting of WIP Overview and Technical Toolboxes
 - Gain understanding of the WIP Process
 - Solicit stakeholder input and feedback
- **Meeting 2:** Where do we start?
 - Further clarify the expectations of the WIP and answer outstanding questions
 - Begin to prioritize what will be important to your county plan
- **Meeting 3:** What do we want to prioritize?
 - Identify goals and co-benefits the county wishes to pursue
 - Is there more information that can help our process?
- **Meeting 4:** What are the challenges to our plan?
 - Begin to identify changes to existing programs that will help in our county plan
 - What can our county do with existing resources? New resources?
- **Meeting 5:** How do we begin to pull all of this information into a comprehensive action plan?
 - Begin to provide county scenarios to the state technical team for modeling
 - What are key action items that will be included into our county template
- **Meeting 6:** What else can we include in our county plan?
 - What can be added to the county templates?
 - Continue developing county quantifiable goals
- **Meeting 7:** Finalizing CAP
 - Final meeting to finalize the county's quantifiable goals
 - Final stakeholder input into the county template
- **Meeting 8:** Template sharing and final approval
 - Sharing the final template with the comprehensive stakeholder group
 - Final chance for feedback before moving into the implementation phase

Sample Plan for Organizing Stakeholders and County Leadership – Month 1-2

Key Agenda items:

1. Introduce the Phase 3 WIP, organizational structure, overall timeline, and the role of the local countywide planning groups to the planning team
2. Introduce project goals and the Technical Toolbox to the county planning team
3. Discuss potential challenges with the process and recommendations for ways to avoid these challenges
4. Identify key stakeholder to engage for the countywide planning team
5. Develop draft countywide planning team ground rules
6. Develop an internal schedule for preset meeting times in advance to the four-month working window.
7. Identify action items and who will be responsible for each item.

Desired Outcomes:

At the end of this timeline, the county's leaders will have identified the key action items required to begin the planning and writing of the county WIP. This includes:

1. Identifying key stakeholders that can provide support throughout the planning process
2. Developing a county planning team with ground rules and protocols to meeting the expectations of the WIP process.
3. Look into identifying biweekly/weekly meeting with stakeholder groups (see figure 5)
4. Identifying any potential challenges and barriers with the planning process
5. Identifying action items and who will be responsible for each item.

Potential next steps:

1. Provide meeting summary
2. Convene a stakeholder kickoff meeting
3. Engage and educate stakeholders with the expectations for the WIP

Sample Plan for Countywide Planning Team Meetings 1 and 2 – Month 3

Key Agenda items:

1. Introduce the Phase 3 WIP, organizational structure, overall timeline, and the expectations of the WIP to the stakeholder group.
2. Discuss the planning process and schedule with the stakeholder team, and what is to be expected.
3. Review county-specific data provided by the Support Team and available in the Technical Toolbox.
4. Identify local priorities/initiatives and co-benefits to be addressed in this plan.
5. Begin to identify resources, such as plans and organizations in place to build on.
6. Identify the next steps for both the planning team and support team.

Desired Outcomes:

At the end of this meeting, the countywide planning team will be able to:

1. Have a clear understanding of the expectations for the planning team and state workgroup roles in the process.
2. Understand the timeline for completion of the CAP and what documentation is required.
3. Describe ground rules and schedule they will follow to complete the CAP.
4. Analyze the county-specific data provided by the Support Team and in the Technical Toolbox.
5. Identify the local priorities and goals that will be part of the planning process.
6. Describe what information needs to be provided and what resources can be collected by the stakeholders.
7. Begin to identify challenges with the planning process.

Potential Next Steps:

1. Provide meeting summary.
2. Compile local plans and information that are not part of the Toolbox that can be of use in the development of the CAP.
3. Make assignments, as appropriate, of the local countywide planning team and the Support Team.

Sample Plan for Countywide Planning Team Meetings 3 and 4 – Month 4

Key Agenda items:

1. Provide clarification on outstanding questions and complete the understanding of the WIP and the expectations.
2. Define the counties priorities and goals of the WIP process.
3. Identify challenges and opportunities associated with the WIP process.
4. Review the state recommendations scenarios and how they could potentially fit into the county's action plan.
5. Identify what existing sources of information and planning are already established in the county and can help with the planning process. What resources are currently available?
6. Review the technical and financial assistance and outreach initiatives.
7. Identify additional resources and organizations that can provide support to the planning team.
8. Begin to identify programmatic and policy changes that are needed for completion of the WIP.
9. Start to incorporate county initiatives and recommendations into the county's templates.

Desired Outcomes:

At the end of this meeting, the countywide planning team will be able to:

1. Describe the results of the state scoping scenarios.
2. Describe the technical and financial assistance and outreach initiatives.
3. Define a list of local applicable priorities and co-benefits to be included in the county action plan.
4. Identify existing initiatives, plans and projects to include in the county action plan.
5. Define the additional local initiatives above and beyond state recommendations and data sources for those initiatives that will be included in the CAP.
6. Begin to identify programmatic changes that will be included in the templates.
7. Have an understanding of what is required for all documentation pieces.

Potential Next Steps:

1. Provide meeting summary.
2. In partnership with members of the local planning team, members of the Support Team run scoping scenarios to customize the watershed wide results to account for county-specific situations and demographics in order to maximize resources.
3. Begin to establish action items for County templates.
4. Begin to fine tune county's priority goals.

Sample Plan for Countywide Planning Team Meetings 5 and 6 – Month 5

Key Agenda items:

1. Begin to complete required documentation to be included in the CAP.
2. Determine expected reductions from quantifiable actions items.
3. Explore the various goals and outcomes that implementation will achieve.
4. Begin to identify and quantify the resources needed to achieve defined goals.
5. Further identify challenges and recommendations to complete your county action plan.
6. Discuss the role and potential membership of a countywide implementation team.
7. Plan for public opportunity to review and comment on the draft CAP, including a public meeting.

Desired Outcomes:

At the end of this meeting, the countywide planning team will be able to:

1. Begin to report the action items to be included in the CAP.
2. Start to identify the reductions associated with the county action plan.
3. Describe the goals and outcomes to be achieved from the implementation of these action steps.
4. Report the role and potential membership of a countywide implementation team.
5. Describe how public input will be used to improve the draft CAP.

Potential Next Steps:

1. Provide meeting summary.
2. Finalize and submit the CAP.
3. Begin to plan for public outreach and engagement to share the results from the CAP.
4. Identify the initial steps for switching to an implementation phase.

Sample Plan for Countywide Planning Team Meetings 7 and 8 – Month 6

Key Agenda items:

1. Finalize the required documentation pieces for submission to DEP by the end of the month.
2. Offer opportunity for comments, questions, and responses from members of the countywide planning team.
3. Begin the implementation Process, this may require formation of an implementation team and coordination with state workgroups.
4. Begin public outreach and engagement of CAP.

Desired Outcomes:

The purpose of this meeting is to finalize the results of the CAP.

1. Countywide planning team can publicly announce their plan.
2. Countywide planning team will begin to switch to an implementation phase.
3. Public has a clear understanding of CAP, and how they can play a role for implementation.

Potential Next Steps:

1. Begin the formation of an implementation team.
2. Public outreach and engagement to begin engagement in the implementation process.
3. Submit CAP to the DEP Chesapeake Bay Office.
4. Identify additional support needed for implementation of the CAP.

Appendix II:

Reporting Local Action Plans

- **Establishing a Countywide Implementation Team**
- **Reporting Countywide Action Plan Progress**
- **Phase 3 Watershed Implementation Plan (WIP) Planning and Progress Template**
- **Phase 3 Watershed Implementation Plan (WIP) Programmatic Recommendations Template**
- **Phase 3 Watershed Implementation Plan (WIP) Narrative Template**
- **County Resources Inventory Template**
- **Online Resources for Watershed Plans, Studies, and Projects**

Establishing a Countywide Implementation Team

Once the plan is complete, it will be time to move into the implementation and reporting phase. As part of the planning process the countywide planning team should identify implementation team members.

Countywide Implementation Team tasks may vary by county depending on local goals. The team should use the planning and reporting templates completed in the planning phase to guide implementation activities.

The Implementation Team may oversee the implementation of individual action items to ensure the identified responsible parties are following through with their identified tasks. They can also track and report progress, identifying and addressing problems as they arise. They may also serve as a coordinator between the county and the DEP Chesapeake Bay Office as new information and resources are developed.

Reporting Countywide Action Plan Progress

The county Implementation Team will report plan progress to the DEP Chesapeake Bay Office and county Technical Support Team on an ongoing basis.

The Implementation Team and/or designated countywide groups (partnerships, local governments, county conservation districts, and other identified stakeholders) will utilize the following templates, found on the DEP website (link below), to report priority initiatives and planned actions to achieve goals and objectives:

- Phase 3 Watershed Implementation Plan (WIP) Planning and Progress Template
- Phase 3 Watershed Implementation Plan (WIP) Programmatic Recommendations Template
- CAP Narrative Template

Download the templates from the DEP's Phase 3 WIP webpage here:

[http://www.dep.pa.gov/Business/Water/Pennsylvania%e2%80%99s%20Chesapeake%20Bay%20Program%20Office/WIP3/Pages/Phase-III-WIP-\(Watershed-Implementation-Plans\).aspx](http://www.dep.pa.gov/Business/Water/Pennsylvania%e2%80%99s%20Chesapeake%20Bay%20Program%20Office/WIP3/Pages/Phase-III-WIP-(Watershed-Implementation-Plans).aspx)

The templates should be submitted electronically to DEP upon completion of the CAP and on an annual basis thereafter. DEP will submit local county action plans to EPA as part of its annual submission of state milestones.

Examples from the Pilot Counties

The templates on the following pages provide examples to assist local level planning efforts.

The four pilot counties planning templates can be found on the DEP Phase 3 webpage at:

[http://www.dep.pa.gov/Business/Water/Pennsylvania%e2%80%99s%20Chesapeake%20Bay%20Program%20Office/WIP3/Pages/Phase-III-WIP-\(Watershed-Implementation-Plans\).aspx](http://www.dep.pa.gov/Business/Water/Pennsylvania%e2%80%99s%20Chesapeake%20Bay%20Program%20Office/WIP3/Pages/Phase-III-WIP-(Watershed-Implementation-Plans).aspx)

Phase 3 WIP Planning and Progress Template:

The **Phase 3 WIP Planning and Progress Template** will help county planning teams identify how they would like to reach their local clean water goals, the resources they available and needed to accomplish their goals, the responsible parties needed and potential challenges to implementation. Tips for completing the template are below.

Phase 3 Watershed Implementation Plan (WIP) Planning and Progress Template														
Green - action has been completed or is moving forward as planned Yellow - action has encountered minor obstacles														
Red - action has not been taken or has encountered a serious barrier														
Action #	Description	Performance Target(s)	Responsible Party(ies) and Partnerships	Geographic Location	Expected Timeline	Potential Implementation Challenges or Recommendations	Resources Available				Resources Needed			
							Technical	Source	Financial	Source	Technical	Suggested Source	Financial	Suggested Source
Priority Initiative 1: Agriculture Pollutant Reduction Goals														
1.1	Traditional Cover Crops	Report and Verify 50,000 acres of traditional cover crops.	Landowners, operators, Federal/State/Local Agencies, Private Consultants	XXX County	Full implementation by 2025	Lack of economic/regulator incentives; insufficient resources for data collection, implementation, education.	Private consultants, conservation district, federal and state programs	xxx Conservation district, Private Consultants	Federal/State/Local program, and private grants	Federal/State/Local Agencies, Private Entities	Plan Writers, Implementation Staff, Administrative staff	Federal/State/Local Agencies	Need \$1M for staffing resources, Incentive Program.	Federal/State/Local Grants/Programs
1.2	Riparian Forest Buffers	Implement 1,000 new acres of riparian forest buffers	Conservation District, NRCS, County Buffer Team, Watershed Organizations	YYY County	Implementation or Planning Process by 2025	Existing Programs needs improvements, Outreach and Education, Technical resources is limited	Bay Partners, Watershed Groups, Conservation District	NRCS, Conservation District, Etc.	Funding for buffer installation	Chesapeake Conservancy 10 million tree initiative	Staff do to landowner outreach education and engagement implementation	Conservation District, Chesapeake Conservancy, DEP, DCNR, CBE	Incentive Program, Funds for buffer maintenance and repair	DCNR/DEP/Federal Programs
Priority Initiative 2: Urban Pollution Reductions Goals														
2.1	Urban Stream Restoration	40,000 linear feet of stream restoration. Identified 40+ projects based on GIS hot spot mapping.	Municipalities, Landowners, Watershed organizations, Federal/State Agencies	ZZZ County	Projects are to be completed by 2023	Permitting delays, BRR projects are to be completed by 2023, continuation to fund stream restoration projects	State/County/Municipal/Private Staffers	DEP/ZZZ County/Municipalities/Private sector	\$2M per year through 2023 BRR plans, Grants	Growing Greener, DEP/DCNR/DCED/NEWB	Local and State Technical Staff to identify/plan implement and analyze projects	DEP/County	Sufficient money to staff and support local/state coordination	State Funding

Each county will use the **Phase 3 WIP Planning and Progress Template** to identify:

- Inputs – These are both existing and needed resources, public and private, to implement the identified priority initiative. These include both technical and financial resources, such as personnel, supplies, equipment and funding.
- Process – what is each partner able to do where and by when. These are the action items listed under each priority initiative.
- Outputs and outcomes – both short and long-term. These are the priority initiatives identified by each county. The performance targets are the intermediate indicators that will measure progress.
- Implementation challenges – any potential issues or roadblocks to implementation that could impede outputs and outcomes.

Phase 3 WIP Planning and Progress Template Instructions:

For each Priority Initiative or Program Element: Use the fields, as defined below, to identify the inputs and the process that will be followed to achieve each priority initiative. This is the “who, what, where, when and how” of the plan:

- **Asterisk:** Place an asterisk next to the action number(s) for action items that appear in both the *County Planning and Progress Template* and the *Programmatic Recommendations Template*.
- **Description** = What. This may include programs that address prevention, education, or as specific as planned BMP installations that will address the Priority Initiative. A priority initiative will require some ability to quantify the anticipated benefits which will allow calculation of the associated nutrient reductions.
- **Performance Target** = How. This is an extension of the Description above. The Performance Target details the unique BMPs that will result from implementation of the Priority Initiative and serves as a benchmark to track progress in addressing the Priority Initiative. Performance Targets may be spread across multiple Responsible Parties, Geographies, and Timelines based on the specifics of the Initiative.
- **Responsible Party(ies)** = Who. This is/are the key partner(s) who will implement the action items through outreach, assistance or funding, and who will be responsible for delivering the identified programs or practices.
- **Geographic Location** = Where. This field identifies the geographic range of the planned implementation. This could extend to the entire county or down to a small watershed, based on the scale of the Priority Initiative, range of the Responsible Party, or planned funding/resources. *NOTE: Resource limitations alone should not limit potential implementation as additional funding may become available in the future.*
- **Expected Timeline** = When. Provide the expected completion date for the planned activity. This should be a reasonable expectation, based on knowledge and experience, that will aid in tracking progress toward addressing the Priority Initiative.
- **Potential Implementation Challenges/Issues** - This field will note challenges and issues that may delay program implementation. This should list any potential known issues that will be important to address in reaching your county goal.
- **Resources Available: Technical & Financial** - Technical and financial resources already secured/available to implement the program. This is the total of the existing resources identified in the *County Resources Inventory Template* below allocated to the Priority Initiative as a whole; or, if available, to each action.
- **Resources Needed: Technical & Financial** - Technical and financial resources needed/outstanding to implement the program. Total of the additional resources projected and needed in the *County Resources Inventory Template* below allocated to the priority initiative as a whole; or, if possible, to each action.

Phase 3 WIP Programmatic Recommendations Template

The Priority Initiatives that you outline in the **Phase 3 WIP Planning and Progress Template** may have challenges to implementation that identify needed resources, funds, or programmatic and regulatory changes that need to occur at the state or federal levels. While the county may not be not responsible for these needs/changes, county partners can assist by giving recommendations on the programs that need to change and how, and/or on funding and resources needs and why.

The **Programmatic Recommendations Template** provides county partners with the ability to identify needed changes to statewide programs, resources, funding, etc. that will help your county in completion of the Phase 3 WIP. The programmatic changes recommended can be needed funding and resources to accomplish your goals, changes to regulation, law and/or policy, changes to an existing program or creation of a new program. The programmatic recommendations that you suggest may present challenges or issues to your planning process and that should also be incorporated in the challenges to recommendation column found in the **Phase 3 WIP Planning and Progress Template**.

The recommendations that you provide in the **Programmatic Recommendations Template** will not be tracked by the county. However, these recommendations will be reviewed by the Commonwealth and may be incorporated into Pennsylvania’s Phase 3 WIP as county recommendations.

Phase 3 Watershed Implementation Plan (WIP) Programmatic Recommendations Template									
Action #	Description	Performance Target(s)	Expected Timeline	Potential Implementation Challenges	Potential Recommendations on Improvement	Resources Needed			
						Technical	Suggested Source	Financial	Suggested Source
Programmatic Recommendation 1: State Programmatic Changes									
1.1	Develop a standardized/ Centralized System to collect and report all BMP data for credit in the model, Including Lifespan for operation and maintenance of the BMP	Central Reporting System for all sectors to report BMPs, Warehouse for the county specific data and state overall data.	By 2020.	A challenge will be the coordination of all existing warehouses to work together. Collecting and reporting currently unreported data. Training and cooperation to use the new data system.	Potential to build upon existing databases that are currently operated at state and county level. Potential creation of an entirely new database to house all of the information.	Education and Training for the database	State or County funded	Funding for staff time to enter data into the system	State or County funded
1.2	Flexibility that allows for municipalities to work together on a joint MS4/PRP permit	Creation of regionalized County wide MS4 permits, meet DEP/EPA requirements for MS4/PRP, Potential for watershed wide permits instead of countywide permits, Expedite and simplify permitting process	By 2023 for the new PRP permitting cycle	PRP/MS4 is focused on sediment based reductions, Phase III WIP is focused on nitrogen and phosphorous, not all municipalities are MS4	Look into the development of storm water authorities that would facilitate countywide MS4 plans. If not a countywide plan, then look at regionalized or watershed wide approach.	Staff member to coordinate joint MS4 permitting	State or County funded	Funding for creation of joint permittee coordination	DEP/EPA/ Municipalities

Each county-based local area will use the *Phase 3 WIP Programmatic Recommendations Template* to identify:

- Inputs – these are both existing and needed resources, public and private, to implement the identified priority initiative. These include both technical and financial resources, such as personnel, supplies, equipment and funding.
- Process – what is each partner able to do where and by when. These are the action items listed under each priority initiative.
- Outputs and outcomes – both short and long-term. These are the priority initiatives identified by each county. The performance targets are the intermediate indicators that will measure progress.
- Implementation challenges – any potential issues or roadblocks to implementation that could impede outputs and outcomes.

Phase 3 WIP Programmatic Recommendations Template Instructions:

For each Priority Initiative or Program Element: Use the fields, as defined below, to identify the inputs and the process that will be followed to achieve each programmatic recommendation. This is the “what, when and how” of the plan:

- **Asterisk:** Place an asterisk next to the action number(s) for action items that appear in both the **County Planning and Progress Template** and the **Programmatic Recommendations Template**.
- **For each Programmatic Recommendation:** Use the fields, as defined below, to identify the inputs and the process that will be followed to achieve each priority initiative. This is the “what, when and how” of the plan:
- **Description** = What. This may include programs that address prevention, education, or changes to the current policy and regulation. A programmatic or policy effort will allow for the completion of action items listed in the Planning and Progress Template.
- **Performance Target** = How. This is an extension of the Description above. The performance target details the programmatic change that will enable you to complete the action items identified in the Planning and Progress Template. This can be a further description of the challenge to implementation from the Planning and Progress Template.
- **Expected Timeline** = When. Provide the needed completion date for the programmatic recommendation that will assist your county in meeting its goal. This should be a reasonable expectation, based on knowledge and experience, that will aid in tracking progress toward addressing the Priority Initiative.
- **Potential Implementation Challenges** = This field will note challenges and issues that may delay program implementation (Description). Potential challenges may relate to your county Planning and Progress Template.
- **Potential Recommendations on Improvement** = This field will note recommendations on how to change or improve the program (Description).
- **Resources Needed: Technical & Funding** = This field will note technical and financial resources needed/outstanding to implement the program (Description).

Countywide Action Plan Narrative Template

The **CAP Narrative Template** is used to provide a high level, summary overview of your county's plan and planning process. The outline for this template is below.

Countywide Action Plan Overview Cumberland County

Plan Highlights (one page)

Use this page to share the most important parts of your plan or planning process. Include a few sentences about key goals, surprising facts or outcomes, and any hurdles to success. Keep the statements simple and brief.

Key Findings (one or two paragraphs, ~350 words or less)

In this section include a brief summary of the key takeaways from your plan. This is also a good place to include highlights from the planning process.

Not sure what to write, try answering these questions: How is the planning process going (e.g. good collaboration, right people involved)? What are the top actions that need to be taken to meet your county's goals? Is the county ready to take these actions? What's unique about your county or your planning process that is reflected in your plan?

Opportunities for Success (one or two paragraphs, ~350 words or less)

Use this section to talk about the ways you expect to reach your goals.

Not sure what to write, try answering these questions: How is the plan benefiting the community? Are there any unexpected positive outcomes? This is a good place to highlight: new or ongoing project partnerships, funding opportunities and grants, volunteer projects, actions that will visibly benefit the community or address ongoing concerns, etc...

Challenges to Implementation (one or two paragraphs, ~350 words or less)

In this section briefly describe the top challenges your county faces in implementing initiatives or actions included in the plan.

Not sure what to write, try answering these questions: Do you have the resources needed to reach your goals (finances, staff, equipment, etc...)? Will some of the actions be controversial? Will the county depend on others (e.g. homeowners and agricultural landowners) to implement some of the changes? Do you have a reliable implementation planning team in place to keep the project moving forward?

**** Optional: You may include one or two pictures to help tell your county's story.**

Plan Summary (2 to 3 pages)

Provide a summary outline of your plan below. Use the Priority Initiatives and Actions from your planning template to organize this section. Share what the county plans to do and/or what goals it hopes to reach for each Initiative. Describe important steps that need to be taken to reach stated goals. Whenever possible use plain language so it is easy for public audiences to understand.

Priority Initiative 1 (e.g. Agriculture)

- Action 1 (e.g. Increase buffers and stream restoration)
- Action 2 (e.g. Implement BMPs countywide to reduce nutrient levels in local waters)
 - Activity 1 (e.g. Fund installation of manure storage facilities on farms)
 - Activity 2 (e.g. Discourage winter manure spreading)
 - Activity 3 (e.g. Lower livestock stream access by 90% across the county)
- Action 3 (e.g. Increase use of no-till practices)
- Action 4 (e.g. Increase cover crop use)
- Action 5 (e.g. 90% of farms have nutrient management plans)

Priority Initiative 2 (e.g. Stormwater)

- Action 1 (e.g. Update county MS4 plan to include elements/projects that help reach nutrient reduction goals)
 - Activity 1 (e.g. Update model ordinances for countywide or watershed goals)
- Action 2 (e.g. Identify sources for project funding and other resources)
 - Activity 1 (e.g. Search for grants to support stormwater projects)
 - Activity 2 (e.g. Identify organizations that have or can provide other resources that can support stormwater projects)

Priority Initiative 3 (e.g. Buffers)

- Action 1 (e.g. Buffer Implementation)
 - Activity 1 (e.g. Each township has a buffer demonstration site installed)
 - Activity 2 (e.g. Create a virtual tour and online map of buffer demonstration sites in the county)
 - Activity 2 (e.g. Create model ordinances for stream buffers)
 - Activity 2 (e.g. Develop and implement education and outreach opportunities for stream buffers)

Priority Initiative 3 (e.g. Stream Restoration)

- Action 1 (e.g. Identify resources to support Stream Restoration projects)
 - Activity 1 (e.g. Search for grants to support stream restoration projects)

- Activity 2 (e.g. Identify organizations that have or can provide other resources that can support stream restoration projects)
- Action 2 (e.g. Restore 25 streams in the county)
 - Activity 1 (e.g. Identify streams for restoration)
 - Activity 2 (e.g. Build community support for restoration projects)
 - Activity 3 (e.g. Promote projects using floodplain restoration, in-stream restoration, and wetland restoration)
 - Activity 4 (e.g. Projects should include buffer plantings when and where possible)
 - Activity 5 (e.g. Create a virtual tour and online map of stream restoration sites in the county)
 - Activity 6 (e.g. Develop and implement education and outreach opportunities around stream restoration activities)

Priority Initiative 4 (e.g. Land Use and Preservation)

- Action 1 (e.g. Implement county planning initiatives such as Greenspaces and Blueprints)
- Action 2 (e.g. Promote better growth management)
- Action 3 (e.g. Preserve, conserve and restore natural resources and open space)
 - Activity 1 (e.g. Increase the number of parks, greenspaces and trails in the county)
 - Activity 2 (e.g. Preserve contiguous tracts of natural areas)
- Action 4 (e.g. Plant more trees in urban and rural areas)

Phase 3 WIP County Resources Inventory Template

The **Phase 3 WIP County Resources Inventory Template** is to be used to capture all available and needed resources; including labor or staff resources, the dedication of land for practice installation and funding. It is intended to serve as an inventory of all available and needed resources to improve local water quality. These resources can include, but are not limited to dollars, land, staff time or match.

The template below identifies the amount of funding the Commonwealth currently has on record as having been allocated to Cumberland County from the listed existing state and federal funding sources for Chesapeake Bay restoration activities. The first step is to verify these amounts and add any additional local funding that was used for match to these programs.

This template can then be used in coordination with the **Phase 3 WIP Planning and Progress Template** to identify existing and needed resources to implement the priority initiatives and BMP installations identified in the scoping scenarios that will be created for countywide planners, in partnership with DEP’s technical support team.

County Resources Inventory Template PA Watershed Implementation Plan

County: _____

Program	Type of Resource	Source	2014-15	2015-16	2016-17	2017-18	2018-19	2019-20
Conservation District Fund Allocation Program <ul style="list-style-type: none"> ● Match 	Dollars	State	\$38,049	\$38,049	\$54,274			
	Choose an item.	Choose an item.						
ACT 13 - Unconventional Gas Well Funding <ul style="list-style-type: none"> ● Match 	Dollars	State	\$313,242	\$273,401	\$259,565			
	Choose an item.	Choose an item.						
Ch. 102/NPDES and Ch. 105 Program Permit Processing Fees <ul style="list-style-type: none"> ● Match 	Dollars	State	\$284,390	\$252,025	\$333,175			
	Choose an item.	Choose an item.						
Chesapeake Bay Program <ul style="list-style-type: none"> ● Match 	Dollars	Federal	\$180,500	\$247,905	\$208,800	\$198,953		
	Choose an item.	Choose an item.						

Dirt and Gravel Roads Program	Dollars	State	\$45,645	\$45,645	\$45,645	
	• Match	Choose an item.	Choose an item.			
Natural Resource Conservation Service	Dollars	Federal	\$37,917	\$373,853	\$186,815	\$480,213
	• Match	Choose an item.	Choose an item.			
Growing Greener	Dollars	State	\$33,000	\$33,000	\$322,813	
	• Match	Choose an item.	Choose an item.			
Department of Agriculture	Dollars	State	\$1,294,822	\$1,579,994	\$1,285,814	\$2,568,212
	• Match	Choose an item.	Choose an item.			
	• Match	Choose an item.	Choose an item.			
	• Match	Choose an item.	Choose an item.			
	• Match	Choose an item.	Choose an item.			
	• Match	Choose an item.	Choose an item.			
	• Match	Choose an item.	Choose an item.			
	• Match	Choose an item.	Choose an item.			
	• Match	Choose an item.	Choose an item.			
	• Match	Choose an item.	Choose an item.			

Online Resources for Watershed Plans, Studies, and Projects

In addition to the County Resources Inventory Template, the following list below helps to identify existing plans that may help coordinate planning efforts in your county. Some of the links below provide information on existing plans, or future plans to be completed in relation to water quality projects.

1. PADEP Grants Awarded

Remarks: Online portal that can be searched by Year (beginning 1999), Grant Program (e.g., Growing Greener, EPA 319, Source Water Protection, ...), County, and Watershed. Results include summary information about awardee, funding amount, and project description.

<https://www.dep.pa.gov/DataandTools/Reports/Pages/Grants-and-Loans.aspx>

2. PADEP Watershed Implementation Plans

Remarks: Division of Planning and Conservation non-point source program link to Watershed Implementation Plans (WIPs) completed for Pennsylvania. Includes hyperlink to .pdf for each completed WIP.

<https://www.dep.pa.gov/Business/Water/PlanningConservation/NonpointSource/Pages/Plans.aspx>

3. PADEP Watershed Restoration Action Strategies

Remarks: Watershed Restoration Action Strategies (WRAS) were developed in cooperation with federal, state and local agencies, watershed-based organizations and the public for those watersheds most in need of restoration. WRAS are described as plans to restore watersheds that do not meet clean water, natural resource and public health goals. Includes hyperlink to .pdf for each completed WRAS.

<https://www.dep.pa.gov/Business/Water/PlanningConservation/NonpointSource/Pages/Watershed.aspx>

4. PADEP TMDL Priorities and Alternative Plans

Remarks: Provides the list of DEP's priority watersheds and the reasoning for their prioritization and PADEP contact for more information.

<https://www.dep.pa.gov/Business/Water/CleanWater/WaterQuality/Integrated%20Water%20Quality%20Report-2016/Pages/TMDL-Priorities.aspx>

5. PADEP Acid Mine Drainage (AMD) Set-Aside Program

Remarks: AMD Set-Aside funds can only be expended for the abatement of the causes and treatment of the effects of AMD in a comprehensive manner within a Qualified Hydrologic Unit (QHU) (formerly Hydrologic Unit Plan (HUP)) affected by coal mining practices. A link to map and list of PA's approved QHU is provided.

<https://www.dep.pa.gov/Business/Land/Mining/AbandonedMineReclamation/Pages/AMD-Set-Aside-Program.aspx>

6. PA DCNR Rivers Conservation Program

Remarks: The program, administered by DCNR's Bureau of Recreation and Conservation, provides technical and financial assistance to partners to carry out activities that improve watershed health and/or provide water-based outdoor recreation opportunities.

<https://www.dcnr.pa.gov/Conservation/Water/RiversConservation/Pages/default.aspx>

7. NRCS PL 566 Watershed Protection and Flood Prevention Operations Program

Remarks: The Watershed Protection and Flood Prevention Operations Program provides for cooperation between the Federal government and the states and their political subdivisions to work together to prevent erosion; floodwater and sediment damage; to further the conservation development, use and disposal of water; and to further the conservation and proper use of land in authorized watersheds.

<https://www.nrcs.usda.gov/wps/portal/nrcs/main/national/programs/landscape/wfpo/>

8. Other Resources

Pennsylvania Emergency Management Agency (PEMA)/Federal Emergency Management Agency (FEMA) flood hazard preparedness and mitigation information resources.

<https://www.pema.pa.gov/Pages/Default.aspx>

Pennsylvania Stormwater Management Act of 1978 (Act 167) required that within two years following the promulgation of guidelines by DEP, each county must prepare and adopt a watershed stormwater management plan for each watershed located in the county as designated by DEP, in consultation with the municipalities located within each watershed, and must periodically review and revise such plans at least every five years.

<https://www.dep.pa.gov/Business/Water/CleanWater/StormwaterMgmt/Pages/Act-167.aspx>

United States Army Corps of Engineers (USACE) Chesapeake Bay Comprehensive Water Resources and Restoration Plan <https://usace.contentdm.oclc.org/digital/collection/p16021coll11/id/432/>